

This is a self-archived version of an original article. This version may differ from the original in pagination and typographic details.

Author(s): Galli, Federica; Chirico, Andrea; Mallia, Luca; Alivernini, Fabio; Manganelli, Sara; Zelli, Arnaldo; Hagger, Martin S.; Lucidi, Fabio

Title: Identifying Determinants of Neuro-Enhancement Substance Use in Students : Application of an Integrated Theoretical Model

Year: 2023

Version: Accepted version (Final draft)

Copyright: © 2022Hogrefe Publishing

Rights: CC BY 4.0

Rights url: <https://creativecommons.org/licenses/by/4.0/>

Please cite the original version:

Galli, F., Chirico, A., Mallia, L., Alivernini, F., Manganelli, S., Zelli, A., Hagger, M. S., & Lucidi, F. (2023). Identifying Determinants of Neuro-Enhancement Substance Use in Students : Application of an Integrated Theoretical Model. *European Journal of Health Psychology*, 30(1), 29-39. <https://doi.org/10.1027/2512-8442/a000115>

1 **Identifying Determinants of Neuro-Enhancement Substances: Application of an**
2 **Integrated Theoretical Model**

3

4 **Published article:** Galli, F., Chirico, A., Mallia, L., Alivernini, F., Manganelli, S.,
5 Zelli, A., Hagger, M. S., & Lucidi, F. (2023). Identifying determinants of neuro-
6 enhancement substances: Application of an integrated theoretical model. *European*
7 *Journal of Health Psychology*, 30(1), 29-39. [https://doi.org/10.1027/2512-8442/](https://doi.org/10.1027/2512-8442/a000115)
8 a000115

1 **Abstract**

2 **Background:** Use of Neuro-Enhancement Substances (NES) such as prescription drugs,
3 illicit drugs, or alcohol to improve cognition, prosocial behaviour, and performance is
4 increasing among students.

5 **Aims:** The present study applied a multi-theory, integrated theoretical model to identify
6 the motivational and social cognition determinants of NES use among students.

7 **Methods:** A prospective survey longitudinal design was adopted with 306 high school
8 students (66.8% female; $M_{age} = 17.31$ years, $SD = .93$) and 692 university (70.5%
9 female; $M_{age} = 24.97$ years, $SD = 6.64$) students. They completed measures of
10 motivation, social cognition constructs and planning with respect to studying behaviour
11 and NES use.

12 **Results:** Well-fitting structural equation models indicated the pervasive influence of
13 autonomous motivation, attitudes, subjective norms, and perceived behavioural control
14 for studying, as well as of attitudes, subjective norms, and perceived behavioural control
15 for NES use. Inclusion of past NES use increased explained variance in NES use and
16 attenuated model effects, but the pattern of effects remained. Multi-group analyses
17 indicated consistency in the pattern model effects across high school and university
18 students.

19 **Limitations:** Some limitations should be noted: the study samples were not randomly
20 recruited stratified samples, and the exclusion of measures of implicit attitudes and
21 habits toward studying and NES use.

22 **Conclusions:** Findings support the predictions of the integrated model and extend
23 previous finding by demonstrating the role of motivation and beliefs with respect to a
24 parallel behaviour, studying, as influences on NES use, a health behaviour. Findings
25 provide starting points for interventions targeting the reduction in NES use.

26 **Keywords:**

1 Neuro-Enhancement Substances; multi-theory model; high school students; university
2 students; self-determination theory.

3 **Introduction**

4 The consumption of neuro-enhancement substances (NES) refers to the use of
5 prescription drugs, illicit drugs, or alcohol to improve cognition, mood, or prosocial
6 behavior (Maier & Schaub, 2015). The “United Nations Office on Drugs and Crime”
7 guidelines (UNODC, 2011) recognize the rise in the use of these substances by school,
8 college, and university students to improve their academic performance. Research
9 suggests that students’ use of NES is increasingly common in multiple countries, with
10 reported widespread use in the USA (e.g., Dussault et al., 2013), Canada (e.g. Kudlow
11 et al., 2013), Australia (e.g., Lucke et al., 2018), Brazil (de Oliveira Cata Preta et al.,
12 2020), and Europe (e.g., Majori et al., 2017)¹. For instance, NES use among German
13 students increases from 4.% to 7% (Maier et al., 2013). Students report using NES
14 primarily to increase motivation, vigilance, concentration, productivity, learning time,
15 and mood (e.g., Maier, Haug, & Schaub, 2015). However, NES research findings are
16 not equivocal, and often suggest that NES effects on cognitive functioning can be
17 attributed to placebo effects (Franke, Bagusat, Rust, Engel, & Lieb, 2014; Repantis,
18 Schlattmann, Laisney, & Heuser, 2010). NES use might lead to several side effects. For
19 example, use of prescribed methylphenidate is linked to headache, tachycardia, and
20 nervousness (Caplan et al., 2007; Repantis et al., 2010), and the deleterious
21 consequences of misuse of drugs like alcohol or cannabis are well documented (Maier
22 & Schaub, 2015). Even excessive use of ‘soft enhancers’ can have detrimental side

¹Scholars identified three classes: prescription drugs include stimulant drugs usually prescribed to treat attention deficits and sleep disorders (e.g., methylphenidate); drugs of abuse include alcohol and illicit drugs such as opiates like cocaine; ‘soft’ enhancers include foods and beverages containing caffeine, food supplements, and nicotine (Maier & Schaub, 2015).

1 effects, such as short-term tachycardia, hypertonia, and bronchial dilatation (Franke et
2 al., 2014). Given these potential health risks, authorities have become increasingly
3 concerned with NES use by students, and have issued guidelines on their control and
4 regulation (Greely, 2008).

5 Efforts to control NES use require a comprehensive understanding of the
6 determinants of the motives for NES use. Previous research has suggested that the
7 decision to use NES in academic contexts can be considered a goal-directed and
8 intentional behavior (Zelli et al., 2015). Furthermore, research focusing on belief
9 systems has shown that students using prescription drugs without a diagnosis hold
10 stronger views about the approval of significant others (subjective norms; SN), and
11 demonstrated weaker perceived behavioral control (PBC) than do students with a
12 specific diagnosis (Judson & Langdon, 2009). Finally, other studies have focused on the
13 relation between academic self-efficacy and NES consumption (Verdi et al., 2014);
14 however, such research is relatively sparse and highly descriptive.

15 ***An Integrated Theoretical Approach to Identify Behavioral Determinants***

16 The examination of the determinants of NES is highly valuable as it may assist
17 in identifying potentially modifiable targets for interventions and for minimizing health
18 risks and adverse consequences of NES use. One potential research avenue is the
19 application of theories of motivation and social cognition, which not only enable the
20 identification of determinants, but also that of processes by which those determinants
21 may relate to behavior (Hagger et al., 2017).

22 The present study adopted a multi-theory, integrated approach to identify the
23 determinants and processes of NES use. The promise of the integrated approach is that
24 it encompasses multiple constructs representing key determinants and processes.
25 Provided there is a clear conceptual basis and empirical precedent, such integration

1 maximizes the comprehensiveness of explanation of outcomes, it assists in addressing
2 shortcomings of single theories, and it provides a means to represent different processes
3 determining behavior (Hagger, 2009; Hagger & Hamilton, 2018; McMillan & Conner,
4 2007; Montaña & Kasprzyk, 2015).

5 Our integrated model draws its hypotheses from two leading theories of
6 motivated action, self-determination theory (SDT; Ryan & Deci, 2000) and the theory
7 of planned behavior (TPB; Ajzen, 1991). SDT makes the distinction between two
8 qualities of motivation: autonomous motivation presumes that one engages in behavior
9 for personally endorsed reasons and out of a sense of choice and volition, and controlled
10 motivation which reflects acting for externally-references reasons such as to gain a
11 reward or external approval, or to avoid punishment, guilt, or shame. Research has
12 consistently shown that autonomous motivation is more likely to lead to behavioral
13 persistence as well as to adaptive outcomes, whereas controlled motivation leads to
14 persistence, only as long as the reinforcing contingencies are present, and tends to lead
15 to non-adaptive outcomes (Chan & Hagger, 2012; Hagger et al., 2014; Ng et al., 2012).
16 According to this type of integrated model (Chan et al., 2020; Hagger & Chatzisarantis,
17 2009), autonomous motives promote behavioral persistence, as individuals strategically
18 align their beliefs about future behavioral performance with their motives, consistent
19 with the original premise of the theory (Deci & Ryan, 1985, 2000).

20 Social cognition theories can model this process. Sets of beliefs from the TPB
21 have been employed as mediators of the effects of autonomous motives on behaviors.
22 Individuals citing autonomous reasons for adopting behavioral actions tend to hold
23 positive attitudes about the behavior, expect that significant others would support their
24 actions, and feel in control of the behavior. Such beliefs are proposed by scholars as the
25 immediate antecedents of intention to perform the behavior in the future, and, therefore,

1 forming such beliefs is strategically important to execute the behavior. Beliefs have
2 utility in enabling individuals to act on their autonomous motives.

3 The integrated model in general, and the mediation of autonomous motives on
4 behavior through beliefs and intentions more specifically, have been supported in
5 numerous studies (e.g., Chan, Zhang, Lee, & Hagger, 2020; Hagger & Chatzisarantis,
6 2009; Jacobs et al., 2011). The model has also demonstrated efficacy as a means to
7 guide interventions (e.g., Hagger & Luszczynska, 2014).

8 Models integrating hypotheses from SDT and the TPB also have recognized the
9 consistently imperfect relation linking intention and behavior, often referred to as
10 “intention-behavior gap” (Hagger & Chatzisarantis, 2014; Orbell & Sheeran, 1998).
11 This means that individuals do not always ‘follow through’ on their intentions, as
12 evidenced by studies in which behavioral variance tends to range between 20% and
13 30% (Sheeran, 2002) . Existing dual-phase models of behavior propose that motivation
14 or intention are necessary but not sufficient conditions for behavioral enactment and
15 propose that intention needs to be augmented with plans for intention to be enacted
16 (Gollwitzer & Brandstatter, 1997; Keller et al., 2020). For example, Gollwitzer (1999)
17 suggested that specific types of plans, known as if-then plans or ‘implementation
18 intentions’, assist individuals in linking appropriate environmental contingencies (e.g.,
19 cues) with the intended behavior, assisting in the recall and efficient enactment of the
20 behavior. Such plans assist individuals in intention enactment and serve to moderate the
21 intention-behavior relation. This moderation hypothesis has been added to existing
22 integrated models, to form a more comprehensive description of the determinants and
23 processes that lead to behavior (Hagger & Chatzisarantis, 2014).

24 ***The Present Study***

25 Our hypothesized integrated model might assist research focusing on the

1 motivational determinants of NES use by students. The guiding model is diagrammed in
2 figure 1 below and in table A (available in the online supplemental materials:
3 <https://osf.io/8cdyg/>, see Table A. Summary of Hypothesized Direct and Indirect
4 Effects). With respect to academic performance, indicated by success on assignments
5 and in exams, students who are autonomously motivated to study are unlikely to view
6 NES as necessary, and may actively avoid taking such substances. Moreover, students
7 who are autonomously motivated might personally value studying, as it services the
8 internalized goal of learning and advancing knowledge, with resultant good grades as
9 indicators of their progress. Such students are likely to form beliefs and intentions to
10 study in the future. They may hold attitudes, SN, and PBC beliefs that do not endorse
11 NES use. In contrast, students with controlled motivated may view studying only to set
12 good grades. In the absence of personal goals to learn and progress their knowledge,
13 these students may seek any means to enhance their performance, as the outcome is
14 viewed as the sole goal, and in the end, might view NES use as a viable proposition.

15 Autonomous motivation toward studying can thus be highly functional and
16 adaptive, in that it likely catalyzes alignment of beliefs toward studying and minimizes
17 the chances of endorsing beliefs and intentions about NES use. Although autonomous
18 motives to study might be inversely related to intention to use NES, planning is likely to
19 be important to students enacting their NES use intentions. Implementation intentions
20 are proposed to assist in the conversion of intention into behavior.

21 Based on the above considerations, the present study focused on the general
22 mediation hypothesis that motivational states toward studying influence students'
23 possible use of NES by influencing students' beliefs and intentions about studying,
24 which in turn shape students' beliefs, intentions, and planning about NES use. The
25 current study thus proposes a sort of "nested" set of relations by which students'

1 specific beliefs, intentions and possible use of NES at least partly depend upon (i.e., are
2 nested within) students' motivational states and beliefs about the broader behavioral
3 domain of studying.

4 *Insert figure 1*

5 The study relied on data collected from both high school and university students,
6 with behavioral data collected on two separate occasions over the course of several
7 months. This longitudinal assessment permitted the examination of the strength of
8 effects after controlling for the stability in students' NES use which, being a proxy of
9 students' habits and previous decision making, may empirically attenuate the
10 hypothesized effects (Hagger et al., 2016, 2017, 2018; Hagger, Polet, & Lintunen, 2018;
11 Hagger, Chan, Protogerou, & Chatzisarantis, 2016). The present study also evaluated
12 the "invariance" of the guiding model, that is, the general hypothesis that the relations
13 would empirically hold in both high school and university students. Should invariance
14 be found, it would provide strong evidence for the generalizability of the motivational
15 determinants and cognitive processes guiding NES use among students.

16 **Method**

17 *Procedure and Sampling*

18 The study adopted a prospective design with two data collection occasions
19 separated by four months, and it relied on data collected on two convenience samples of
20 high school and university students. This choice was made to maximize the
21 generalizability of the hypotheses tested and diagrammed in the guiding model of figure
22 1. High school students were enrolled in a large urban district high school, and we
23 recruited only those students who were enrolled in the last three school years.
24 University students were from a large state university, and we included all students who

1 regularly attended the university teaching courses². Overall, the participants were
2 predominantly females and, in the university student sample, there was a relatively large
3 age range due primarily to nearly 20 students who were older than to 45. In particular,
4 306 high school students (66.8% female; *M*_{age} = 17.31 years, *SD* = .93, range = 16 to
5 19) and 692 university students (70.5% female; *M*_{age} = 24.97 years, *SD* = 6.64, range =
6 18 to 58) relied to both occasions. The drop out rate across the two data collection
7 occasions was 11 % (*N* = 34) in the high school sample and 15 % (*N* = 105) in the
8 university sample. Further samples characteristics (e.g., academic years, type of faculty)
9 are available in the online supplemental materials: <https://osf.io/8cdyg/> (see Appendix
10 A). The first assessment provided self-report data on the model's psychological
11 constructs and on past NES use over the previous four months, and the second
12 assessment provided self-report data on NES use since the first assessment. High school
13 students were recruited during school days and provided written consent for
14 participation. If minors, parents provided the consent. While high school students
15 provided their data via paper-and-pencil questionnaires, university students gave their
16 consent at the outset of a web-based questionnaire survey. The study was approved by
17 the Ethics Review Board of "Sapienza", University of Rome. Participants were
18 informed of the general purpose of the study, and their rights to confidentiality and to
19 withdraw at any time without prejudice.

20 ***Measures***

21 Except for the measure of NES use, all the measures were administered in the
22 first occasion of data collection. Measures were developed for the target behavior and
23 for each target population according to published guidelines for component theories of

² For the high school sample, data were collected from January to April 2017. For the university sample, the two timing of data collection were December 2016 and March 2017. For both samples, the four months periods correspond to an intense study time, given their high school or university exams.

1 the integrated model (e.g., Girelli et al., 2016; Jacobs et al., 2011). Except for students'
2 motivation toward studying, Self-regulated strategies for Learning Efficacy (SLE) , and
3 action/coping planning, all measures were formulated to be specific of either studying
4 or NES use. Where necessary, Italian versions of the instruments were translated by two
5 English-Italian bilinguals using standardized back translation procedures (Hambleton &
6 Patsula, 1998). A full description of the measures is provided in the online supplemental
7 materials: <https://osf.io/8cdyg/> (see Appendix B).

8 *Autonomous motivation.* The Italian version of the academic motivation scale
9 was used to measure the relative degree of students' autonomous motivation toward
10 studying (Alivernini & Lucidi, 2008; Vallerand et al., 1992). The scale consisted of five
11 sets of items measuring students' amotivation, external regulation, introjected
12 regulation, identified regulation, and intrinsic motivation toward studying and learning.
13 Item responses were made on 7-point Likert scale (1 = *do not agree* and 7 = *totally*
14 *agree*) and, in order to maximize the parsimony of the proposed model, item scores
15 were aggregated into a single relative autonomy index score (RAI; Ryan & Connell,
16 1989). This score represented a weighted aggregate of the five sub-scales' scores and
17 measured students' relative degree of autonomous academic motivation (i.e., the RAI
18 ranged from 2 to -2 with higher scores indicating relatively stronger autonomous
19 motivation or, inversely, lower controlled motivation).

20 *Self-regulated strategies for Learning Efficacy* was measured using an adapted
21 version of the scale (Zimmerman et al., 1992). This scale included nine items measuring
22 students' perceived confidence to use a variety of self-regulated learning strategies.
23 Item responses were provided on 5-point Likert-type scales (1 = *not well at all* and 5 =
24 *very well*).

25 *Theory of Planned Behavior.* Measures from the TPB were developed based on
26 the recommendations of Ajzen (1991) and prior research (e.g., Girelli et al., 2016). In

1 all cases, item scores were aggregated to produce a single scale score for each variable.
2 The measure of attitudes was measured on six 7-point semantic differential scales using
3 bipolar adjectives (e.g., “*interesting–boring*”). SN were measured using three items
4 with students’ responses collected on 7-point Likert-type scales (1 = *strongly disagree*
5 and 7 = *strongly agree*). PBC was measured by three items with responses collected on
6 7-point Likert-type scales (e.g., 1 = *strongly disagree* and 7 = *strongly agree*). Finally,
7 students’ intentions were measured using three items with responses collected on a 7-
8 point Likert-type scale (1 = *strongly disagree* and 7 = *strongly agree*).

9 *Planning.* Students’ action planning and coping planning to use NES was
10 measured by four items each based on Sniehotta et al.’s (2005) scale. Responses were
11 provided on 7-point Likert-type scales (1 = *not true at all* and 7 = *very true*).

12 *NES use.* The target behavior was measured on both occasions by asking
13 participants to self-report their NES use over the last four months. This assessment
14 focused on prescription drugs, illicit drugs and/or “soft-enhancers”. Participants were
15 also asked if they had a specific illness-related prescription for the drugs they reported
16 to use. For all substance types, participants reported their responses on a three-point
17 scale ranging from “yes”, “yes, but not in the last 4 months”, or “no”. The behavioral
18 measure was computed by aggregating scores across types of drugs into a binary scale
19 (i.e., 1 = *yes* and *yes, but not in the last four months*; 0 = *no*).

20 ***Data Analysis***

21 The longitudinal data were analyzed by employing VB-SEM (known as Partial
22 Least Squares analysis), which was performed with the WARP PLS v.6.0 statistical
23 software (Kock, 2017). VB-SEM is like a covariance-based SEM analyses in that it
24 explicitly models measurement error through the construction of latent factors.
25 However, unlike covariance-based SEM, VB-SEM estimates models using ranked data
26 and is, therefore, distribution-free. Model estimation is less likely to be affected by

1 model complexity, sample size, or deviations of the variable distributions from
2 normality. VB-SEM analysis permits the evaluation of the model at the measurement
3 level and at the structural level according to published criteria for VB-SEM models. At
4 the measurement level, VB-SEM establishes construct validity of the latent factors
5 using the average variance extracted (AVE) and the composite reliability coefficients
6 (ρ), which should exceed .50 and .70, respectively. Discriminant validity is supported
7 when the square root of the AVEs for each latent variable exceeds its correlation
8 coefficient with other latent variables (Esposito et al., 2010). At the structural level, VB-
9 SEM estimates the overall adequacy of the set of hypothesized relations among the
10 model constructs using the goodness-of-fit (GoF) index given by the square root of the
11 product of the AVE and average R^2 for the model with values of .100, .250, and .360
12 correspond to small, medium, and large effect sizes for model fit, respectively
13 (Tenenhaus et al., 2005). Further information on the adequacy of the model is provided
14 by the average path coefficient (APC) and average R^2 (ARS) coefficients, both of which
15 should be statistically significantly different from zero. Furthermore, level of
16 multicollinearity is estimated using the full collinearity variance inflation factor
17 (AFVIF), with values lower than 3.300 indicative of no issues with multicollinearity.
18 Missing data was imputed using linear regression interpolation as recommended (Kock,
19 2014).

20 A WARP PLS power analysis was conducted for each sample. The minimum
21 sample size generated for both samples was $n=146$, and the criteria that produced this
22 estimate were a) a minimum absolute significant path coefficient of .21, with the
23 significance level used for hypothesis testing of $p=.05$ and b) a power level of .80
24 (Kock, 2017).

25 A first series of VB-SEM analyses evaluated the measurements' psychometric
26 and construct characteristics, whereas a second series of VB-SEM analyses evaluated

1 the relations illustrated in figure 1. With respect to the latter analyses, at a first stage,
2 two VB-SEM analyses for each sample estimated the relations, respectively, without
3 and with the predictive effects of time 1 NES use on the key variables and on time 2
4 NES use. This permitted to test the extent to which behavioral stability over time
5 attenuated the hypothesized effects. Pending adequate fit of the proposed model, a
6 second stage of VB-SEM analyses evaluated model invariance, that is, the hypothesis
7 that model relations would be statistically equivalent in both student groups. Multi-
8 group invariance was considered for both measurements and structural relations (Kock,
9 2014), and these analyses provided estimates of the difference in parameters and
10 confidence intervals about the difference. In addition, effect sizes (Cohen's d) for the
11 difference in the effects across samples were also calculated, along with the 95%
12 confidence interval for each. Details about data files and analysis output are available
13 on the online supplemental materials: <https://osf.io/8cdyg/> (see "Data Files" and
14 "WARP Analysis Output Files").

15 **Results**

16 *Preliminary Analyses*

17 Composite reliability coefficients (ρ), AVE, and latent variable correlations are
18 presented in the supplemental materials: <https://osf.io/8cdyg/> (see Appendix C, Table
19 C1 and C2). The coefficients indicated acceptable internal consistency for constructs (ρ
20 range = .62 to .96), except for high school students' PBC toward NES use ($\rho = .42$). In
21 this latter case, one item with a low item-total correlation ("Using NES to increase my
22 academic performance over the next 4 months depends..." answered from 1= *mainly on*
23 *other people* to 7 = *mainly on me*) was eliminated resulting in improved measurement
24 reliability ($\rho = .64$). AVE estimates also indicated adequacy of the latent variables
25 (AVE range = .42 to .88). Factor intercorrelations for all measures suggested no
26 problem of discriminant validity and collinearity.

1 *Model Tests*

2 Figure 2 and figure 3 summarize the path coefficients of the proposed models.
3 Overall, the pattern of estimated effects exhibited good fit with the data according to the
4 multiple fit and quality indices adopted for the high school (GoF =.321; APC =.184, $p <$
5 .001; ARS =.156, $p <$.001; AVIF = 1.244) and university students (GoF=.305;
6 APC=.163, $p <$.001; ARS=.129, $p <$.001; AVIF=1.209) student sample.

7 *Insert figures 2 and 3 about here*

8 Students' autonomous motivation had positive and statistically significant
9 effects on their TPB beliefs concerning studying (H_{1a}) and on their SLE (H_{1b}). The only
10 exception was a null effect of university students' autonomous motivation on SN for
11 studying. Studying-related attitudes, SN, PBC (H₂), and academic SLE (H_{5a}), were
12 positively related to students' intention to study. The only exception was a null effect of
13 attitude on intention for high school students.

14 The analyses related to the relation between TPB constructs about studying and
15 TPB constructs about the use of NES, supported our hypotheses (H₃) and showed that
16 students who had relatively stronger attitudes and perceived control about studying were
17 less likely to endorse NES use. Furthermore, students' SLE was negatively influenced
18 students' intentions to use NES (H_{5b}), but only among university students. Finally, TPB
19 constructs about NES use were significantly and positively related to intentions to use
20 NES (H₄).

21 NES intentions predicted higher self-reported NES use (H_{6a}), whereas intentions
22 to study negatively predicted NES use (H_{6b}). However, the latter effect held only among
23 university students. Finally, planning moderated the relation between NES intention and
24 NES use (H₇), but only among university students.

1 The study adopted the general view that students who assign personal value to
2 studying and to knowledge acquisition, and freely choose to pursue their studying goals
3 and efforts, would hold positive views about studying and disregard any alternative
4 means to academic success. Empirically, the study tested the hypothesis that
5 autonomously motivated students would hold positive beliefs and intentions about
6 studying and these, in turn, would render positive views, intentions and possible use of
7 NES less likely.

8 The research relied on data collected from high school and university students
9 and examined a longitudinal model of effects in which the key outcome was students'
10 retrospective reports of their possible NES use. Well-fitting SEM supported the
11 proposed model effects in both samples, with few exceptions. As such, the findings
12 support and extend previous research, especially in academic contexts (e.g., Judson &
13 Langdon, 2009).

14 The study was novel in several respects. It contemplated the notion that
15 studying, and NES use, are distinct and yet related behavioral domains. Autonomously
16 motivated students were more likely to bring their sets of beliefs in line with their
17 motives. Such alignment is strategic, as these beliefs are proposed as the immediate
18 determinants of future action and findings suggest that individuals mobilize their beliefs
19 to pursue autonomously motivated behaviors in the future. Not surprisingly, such beliefs
20 were at loggerheads with students' NES beliefs, intentions, and use of NES. That is,
21 students' autonomous motivation, stronger attitudes, SN, and PBC beliefs concerning
22 studying were negatively related to of NES use. In other words, lower autonomous
23 motivation to study led some students to endorse NES use more strongly, and choose
24 the use of NES, perhaps as an aid to enhance their performance.

25 The study also considered students' past NES use as an essential means to
26 evaluate the *sufficiency* of the model. As it would be expected, past NES use predicted

1 most of the variables in the model and accounted for substantial variance in students'
2 later self-reports of NES use, leading to some clear attenuation of model effects.
3 Nevertheless, most of the model variables still accounted for unique variance in
4 students' intention to study, their intention to use NES, and their NES use. These
5 longitudinal findings are consistent with existing social cognition research and with
6 integrated models (Hagger et al., 2018), as they strongly support the notion that past
7 behavior attenuates, but does not extinguish, model effects, i.e., our guiding model is
8 *sufficient* in accounting for unique variance.

9 Not surprisingly, students' past NES use had its strongest effect on later NES
10 use, increasing explained variance in the behavioral outcome by more than half.
11 Theorists have suggested that the pervasive effects of past behavior may account for
12 habitual effects (Hagger et al., 2016, 2018). Although past behavior is not a measure of
13 habit, it may reflect habitual influences (Ouellette & Wood, 1998), and research has
14 suggested that variables representing habit as a construct mediate past behavior effects
15 (Hagger et al., 2018; Brown, Hagger, & Hamilton, 2020), supporting this claim. This
16 should not come as a surprise for NES use, given that individuals who take NES are
17 likely to do so in similar contexts and in response to similar cues (e.g., in the run up to
18 exams when there is a need to study). Given that habits tend to be built up through
19 consistent behavioral responses in the face of consistent cues, it might be that
20 participants develop strong habits for NES use. We can only infer these habitual effects,
21 because we did not directly measure NES habits, and that may very well be an avenue
22 for future research (Hagger, 2019). If the effects of past behavior were mediated by a
23 measure of habit, then we would have sharp confirmation of the hypothesis that past
24 behavior effects represent habits.

25 The current study innovatively hypothesized a moderation effect of planning on
26 the intention-behavior relation for NES use, consistent with previous research

1 (Gollwitzer, 1999) and with proposals of previous integrated models (Hagger &
2 Chatzisarantis, 2014). University students who had formed clear plans to take NES were
3 more likely to enact their intentions. It is notable that effect sizes were almost identical,
4 suggesting that the effect might be present, but modest in size. Thus, while supporting
5 the notion that planning might be part of the decision-making process in the enactment
6 of NES intentions, findings also suggested that planning might not be that pertinent or
7 pervasive. This effect was further attenuated by the inclusion of past behavior. This
8 suggests that habitual NES use obviate the need for planning. However, it would be
9 interesting to assess whether students with strong or weak habits for NES use would be
10 less likely to form plans towards the NES consumption.

11 We also examined invariance of effects, that is, whether processes and their
12 effects held among both high school and university students. One of the key
13 assumptions of existing motivational and social cognitive research is that modeled
14 effects represent universal and generalized processes holding across behaviors, contexts,
15 and populations. Thus, effects' variations would be in magnitude, rather than whether
16 they exist.

17 Our multi-group analyses showed remarkable consistency in the presence and
18 magnitude of effects across samples, with very few differences in the relative strength
19 of the model effects. For university students, their attitudes about studying had a
20 relatively greater influence on their intentions to study than their self-efficacy. For high
21 school students, instead, self-efficacy, but not attitudes about studying, influenced
22 students' intentions to study. There might be two reasons for these differences. At this
23 moment, these reasons are merely speculative as, to the best of our knowledge, there are
24 no research addressing this specific issue. First, it is possible that self-efficacy or
25 personal confidence is more pertinent and paramount to high school students, when it
26 comes to studying for exams, as the context of high school calls for several abilities

1 across several study subjects. For university students, their attitudes might instead be
2 more important, perhaps because they see the advantages or values in what they have
3 chosen to study. A second related reason might be that university students focus on
4 specific subjects (majors and minors), rather than general education. For them,
5 therefore, a general measure of self-efficacy, as the one adopted in the study, might
6 have been less robust in capturing differences in personal confidence. Of course, such
7 speculations should or might be corroborated in future research that, for instance,
8 assesses students' actual abilities and/or subject-specific self-efficacy.

9 ***Limitations***

10 Several limitations should be noted. First, there are limits in terms of the
11 generalizability of the findings to student populations, as the study samples were not
12 randomly recruited stratified samples. Second, although the adoption of behavioral self-
13 reports is quite common in behavioral research, the study would have benefitted from
14 the adoption of more comprehensive measures, such as diaries or tracking NES use by
15 ecological momentary assessment (e.g., daily monitoring of target behaviors using
16 online apps). Third, we considered the different types of NES, combining them in a
17 unique category to increase the statistical power of the complex model. Future studies
18 might benefit from analyzing separately the different classes of substances to take into
19 consideration the distinct characteristics of each category of NES. Moreover, the study
20 did not include measures of implicit attitudes and habits toward studying and NES use.
21 Future research should incorporate implicit constructs as predictors alongside the
22 motivational and social cognition constructs used in the current model (Hagger, 2018;
23 Hagger & Chatzisarantis, 2014).

24 **Conclusions**

25 The study findings may inform future interventions to curb NES use and
26 promote better health among both high school and university students. Prior similar

1 research (e.g., Reeve et al., 2020) indicated that motivational and social cognitive
2 factors can be the target of intervention programs. In line with the present findings,
3 future interventions may thus challenge students' views about NES use and NES
4 pervasiveness on studying, as well as promote students' personal confidence through
5 appropriate goals and school experiences.

1 **References**

- 2 Ajzen, I. (1991). The theory of planned behavior. *Organizational Behavior and Human*
3 *Decision Processes*, 50, 179–211. [https://doi.org/10.1016/0749-5978\(91\)90020-T](https://doi.org/10.1016/0749-5978(91)90020-T)
- 4 Alivernini, F., & Lucidi, F. (2008). The academic motivation scale (AMS): Factorial
5 structure, invariance, and validity in the Italian context. *TPM - Testing,*
6 *Psychometrics, Methodology in Applied Psychology*, 15(4), 211–220.
- 7 Caplan, J. P., Epstein, L. A., Quinn, D. K., Stevens, J. R., & Stern, T. A. (2007).
8 Neuropsychiatric Effects of Prescription Drug Abuse. *Neuropsychology Review*
9 (17) 363–380. <https://doi.org/10.1007/s11065-007-9037-7>
- 10 Chan, D.K.C., & Hagger, M. S. (2012). Self-determined forms of motivation predict
11 sport injury prevention and rehabilitation intentions. *Journal of Science and*
12 *Medicine in Sport*, 15(5), 398–406. <https://doi.org/10.1016/j.jsams.2012.03.016>
- 13 Chan, Derwin King Chung, Zhang, L., Lee, A. S. Y., & Hagger, M. S. (2020).
14 Reciprocal relations between autonomous motivation from self-determination
15 theory and social cognition constructs from the theory of planned behavior: A
16 cross-lagged panel design in sport injury prevention. *Psychology of Sport and*
17 *Exercise*, 48(January), 101660. <https://doi.org/10.1016/j.psychsport.2020.101660>
- 18 De Oliveira Cata Preta, B., Miranda, V. I. A., & Bertoldi, A. D. (2020).
19 Psychostimulant Use for Neuroenhancement (Smart Drugs) among College
20 Students in Brazil. *Substance Use and Misuse*, 55(4), 613–621.
21 <https://doi.org/10.1080/10826084.2019.1691597>
- 22 Dussault, C.L. and Weyandt L.L. (2013). An Examination of Prescription Stimulant
23 Misuse and Psychological Variables Among Sorority and Fraternity College
24 Populations. *Journal of Attention Disorders* 17(2) 87–97. doi:

- 1 10.1177/1087054711428740
- 2 Franke, A., Christmann, M., Bonertz, C., Fellgiebel, A., Huss, M., & Lieb, K. (2011).
3 Use of Coffee, Caffeinated Drinks and Caffeine Tablets for Cognitive
4 Enhancement in Pupils and Students in Germany. *Pharmacopsychiatry*, *44*(07),
5 331–338. <https://doi.org/10.1055/s-0031-1286347>
- 6 Franke, A. G., Bagusat, C., Rust, S., Engel, A., & Lieb, K. (2014). Substances used and
7 prevalence rates of pharmacological cognitive enhancement among healthy
8 subjects. *European Archives of Psychiatry and Clinical Neuroscience*, *264*(1), 83–
9 90. <https://doi.org/10.1007/s00406-014-0537-1>
- 10 Girelli, L., Hagger, M., Mallia, L., & Lucidi, F. (2016). From perceived autonomy
11 support to intentional behaviour: Testing an integrated model in three healthy-
12 eating behaviours. *Appetite*, *96*, 280–292.
13 <https://doi.org/10.1016/j.appet.2015.09.027>
- 14 Gollwitzer, P. M. (1999). Implementation Intentions Strong Effects of Simple Plans •
15 American Psychologist Implementation Intentions Strong Effects of Simple Plans.
16 *The American Psychologist*, *54*(7), 493–503. [http://kops.uni-](http://kops.uni-konstanz.de/bitstream/handle/123456789/10101/99Goll_ImpInt.pdf?sequence=1&isAllowed=y)
17 [konstanz.de/bitstream/handle/123456789/10101/99Goll_ImpInt.pdf?sequence=1&i](http://kops.uni-konstanz.de/bitstream/handle/123456789/10101/99Goll_ImpInt.pdf?sequence=1&isAllowed=y)
18 [sAllowed=y](http://kops.uni-konstanz.de/bitstream/handle/123456789/10101/99Goll_ImpInt.pdf?sequence=1&isAllowed=y)
- 19 Greely, H. (2008). Towards responsible use of cognitive-enhancing drugs by the
20 healthy. *Nature*, *456*(7224), 872. <https://doi.org/10.1038/456872a>
- 21 Hagger, M.S., Hardcastle, S. J., Chater, A., Mallett, C., Pal, S., & Chatzisarantis, N. L.
22 D. (2014). Autonomous and controlled motivational regulations for multiple
23 health-related behaviors: between- and within-participants analyses. *Health*
24 *Psychology and Behavioral Medicine*, *2*(1), 565–601.

- 1 <https://doi.org/10.1080/21642850.2014.912945>
- 2 Hagger, Martin S. (2009). Theoretical integration in health psychology: Unifying ideas
3 and complementary explanations. *British Journal of Health Psychology*, *14*(2),
4 189–194. <https://doi.org/10.1348/135910708X397034>
- 5 Hagger, Martin S. (2019). Habit and physical activity: Theoretical advances, practical
6 implications, and agenda for future research. *Psychology of Sport and Exercise*,
7 *42*(December 2018), 118–129. <https://doi.org/10.1016/j.psychsport.2018.12.007>
- 8 Hagger, Martin S., Chan, D. K. C., Protojerou, C., & Chatzisarantis, N. L. D. (2016).
9 Using meta-analytic path analysis to test theoretical predictions in health behavior:
10 An illustration based on meta-analyses of the theory of planned behavior.
11 *Preventive Medicine*, *89*, 154–161. <https://doi.org/10.1016/j.ypmed.2016.05.020>
- 12 Hagger, Martin S., & Chatzisarantis, N. L. D. (2009). Integrating the theory of planned
13 behaviour and self-determination theory in health behaviour: A meta-analysis.
14 *British Journal of Health Psychology*, *14*(2), 275–302.
15 <https://doi.org/10.1348/135910708X373959>
- 16 Hagger, Martin S., & Hamilton, K. (2018). Motivational predictors of students’
17 participation in out-of-school learning activities and academic attainment in
18 science: An application of the trans-contextual model using Bayesian path analysis.
19 *Learning and Individual Differences*, *67*(July), 232–244.
20 <https://doi.org/10.1016/j.lindif.2018.09.002>
- 21 Hagger, Martin S., & Luszczynska, A. (2014). Implementation intention and action
22 planning interventions in health contexts: State of the research and proposals for
23 the way forward. *Applied Psychology: Health and Well-Being*, *6*(1), 1–47.
24 <https://doi.org/10.1111/aphw.12017>

- 1 Hagger, Martin S., Polet, J., & Lintunen, T. (2018). The reasoned action approach
2 applied to health behavior: Role of past behavior and tests of some key moderators
3 using meta-analytic structural equation modeling. *Social Science and Medicine*,
4 213(July), 85–94. <https://doi.org/10.1016/j.socscimed.2018.07.038>
- 5 Hagger, Martin S., Trost, N., Keech, J. J., Chan, D. K. C., & Hamilton, K. (2017).
6 Predicting sugar consumption: Application of an integrated dual-process, dual-
7 phase model. *Appetite*, 116, 147–156. <https://doi.org/10.1016/j.appet.2017.04.032>
- 8 Hagger, Martin S. (2018). Psychology of Sport & Exercise Habit and physical activity :
9 Theoretical advances , practical implications , and agenda for future research.
10 *Psychology of Sport & Exercise*, September, 0–1.
11 <https://doi.org/10.1016/j.psychsport.2018.12.007>
- 12 Hagger, Martin S, & Chatzisarantis, N. L. D. (2014). An Integrated Behavior Change
13 Model for Physical Activity. *Exercise and Sport Sciences Reviews*, 42(2), 62–69.
14 <https://doi.org/0091-6331/4202/62Y69>
- 15 Hambleton, R. K., & Patsula, L. (1998). Adapting tests for use in multiple languages
16 and cultures 1. *Social Indicators Research*, 45(1), 153–171.
17 <https://doi.org/10.1023/A:1006941729637>
- 18 Jacobs, N., Hagger, M. S., Streukens, S., De Bourdeaudhuij, I., & Claes, N. (2011).
19 Testing an integrated model of the theory of planned behaviour and self-
20 determination theory for different energy balance-related behaviours and
21 intervention intensities. *British Journal of Health Psychology*, 16(1), 113–134.
22 <https://doi.org/10.1348/135910710X519305>
- 23 Judson, R., & Langdon, S. W. (2009). Illicit use of prescription stimulants among
24 college students: Prescription status, motives, theory of planned behaviour,

- 1 knowledge and self-diagnostic tendencies. *Psychology, Health and Medicine*,
2 14(1), 97–104. <https://doi.org/10.1080/13548500802126723>
- 3 Kock, N. (2014). Advanced mediating effects tests , multi-group analyses , and
4 measurement model assessments in PLS-based SEM. *International Journal of E-*
5 *Collaboration*, 10(1), 1–13.
- 6 Kock, N. (2017). *WarpPLS User Manual : Version 6 . 0 WarpPLS User Manual* : 1–
7 121.
- 8 Kudlow, P. A., Treurnicht Naylor, K., Xie, B., & McIntyre, R. S. (2013). Cognitive
9 Enhancement in Canadian Medical Students. *Journal of Psychoactive Drugs*,
10 45(4), 360–365. <https://doi.org/10.1080/02791072.2013.825033>
- 11 Lazuras, L., Ypsilanti, A., Lamprou, E., & Kontogiorgis, C. (2017). Pharmaceutical
12 cognitive enhancement in Greek university students : differences between users
13 and non-users in social cognitive variables , burnout and engagement. *Substance*
14 *Use and Misuse*, 52, 950–958.
- 15 Lucke, J., Jensen, C., Dunn, M., Chan, G., Forlini, C., Kaye, S., Partridge, B., Farrell,
16 M., Racine, E., & Hall, W. (2018). Non-medical prescription stimulant use to
17 improve academic performance among Australian university students: Prevalence
18 and correlates of use. *BMC Public Health*, 18(1), 1–7.
19 <https://doi.org/10.1186/s12889-018-6212-0>
- 20 Maier, L. J., Haug, S., & Schaub, M. P. (2015). The importance of stress, self-efficacy,
21 and self-medication for pharmacological neuroenhancement among employees and
22 students. *Drug and Alcohol Dependence*, 156, 221–227.
23 <https://doi.org/10.1016/j.drugalcdep.2015.09.012>
- 24 Maier, L. J., Liechti, M. E., Herzig, F., & Schaub, M. P. (2013). *To Dope or Not to*

- 1 *Dope: Neuroenhancement with Prescription Drugs and Drugs of Abuse among*
2 *Swiss University Students*. 8(11). <https://doi.org/10.1371/journal.pone.0077967>
- 3 Maier, L. J., & Schaub, M. P. (2015). The use of prescription drugs and drugs of abuse
4 for neuroenhancement in Europe: Not widespread but a reality. In *European*
5 *Psychologist* (Vol. 20, Issue 3, pp. 155–166). [https://doi.org/10.1027/1016-](https://doi.org/10.1027/1016-9040/a000228)
6 9040/a000228
- 7 Majori, S., Gazzani, D., Pilati, S., Paiano, J., Sannino, A., Ferrari, S., & Checchin, E.
8 (2017). Brain doping: stimulants use and misuse among a sample of Italian college
9 students. *Journal of Preventive Medicine and Hygiene*, 58(2), E130–E140.
10 <http://www.ncbi.nlm.nih.gov/pubmed/28900353>[http://www.pubmedcentral.ni](http://www.pubmedcentral.nih.gov/articlerender.fcgi?artid=PMC5584082)
11 [h.gov/articlerender.fcgi?artid=PMC5584082](http://www.pubmedcentral.nih.gov/articlerender.fcgi?artid=PMC5584082)
- 12 Michie, S., Johnston, M., Francis, J., Hardeman, W., & Eccles, M. (2008). From Theory
13 to Intervention: Mapping Theoretically Derived Behavioural Determinants to
14 Behaviour Change Techniques. *Applied Psychology*, 57(4), 660–680.
15 <https://doi.org/10.1111/j.1464-0597.2008.00341.x>
- 16 Ng, J. Y. Y., Ntoumanis, N., Thøgersen-Ntoumani, C., Deci, E. L., Ryan, R. M., Duda,
17 J. L., & Williams, G. C. (2012). Self-Determination Theory Applied to Health
18 Contexts: A Meta-Analysis. *Perspectives on Psychological Science*, 7(4), 325–340.
19 <https://doi.org/10.1177/1745691612447309>
- 20 Reeve, J., Cheon, S. H., & Yu, T. H. (2020). An autonomy-supportive intervention to
21 develop students’ resilience by boosting agentic engagement. *International Journal*
22 *of Behavioral Development*, 44(4), 325–338.
23 <https://doi.org/10.1177/0165025420911103>
- 24 Repantis, D., Schlattmann, P., Laisney, O., & Heuser, I. (2010). Modafinil and

- 1 methylphenidate for neuroenhancement in healthy individuals: A systematic
2 review. *Pharmacological Research*, 62(3), 187–206.
3 <https://doi.org/10.1016/j.phrs.2010.04.002>
- 4 Ryan, R. M., & Connell, J. P. (1989). Perceived Locus of Causality and Internalization:
5 Examining Reasons for Acting in Two Domains. *Journal of Personality and Social*
6 *Psychology*, 57(5), 749–761. <https://doi.org/10.1037/0022-3514.57.5.749>
- 7 Ryan, R. M., & Deci, E. L. (2000). *Self-Determination Theory and the Facilitation of*
8 *Intrinsic Motivation, Social Development, and Well-Being*. 55(1), 68–78.
9 <https://doi.org/10.1037/0003-066X.55.1.68>
- 10 Shannon, S., Breslin, G., Haughey, T., Sarju, N., Neill, D., Lawlor, M., & Leavey, G.
11 (2019). Predicting Student-Athlete and Non-Athletes' Intentions to Self-Manage
12 Mental Health: Testing an Integrated Behaviour Change Model. *Mental Health and*
13 *Prevention*, 13(August 2018), 92–99. <https://doi.org/10.1016/j.mhp.2019.01.006>
- 14 Sheeran, P. (2002). Intention-behaviour relations: A conceptual and empirical review.
15 *European Review of Social Psychology*, 12, 1-36
- 16 Sniehotta, F. F., Schwarzer, R., Scholz, U., & Schüz, B. (2005). Action planning and
17 coping planning for long-term lifestyle change: Theory and assessment. *European*
18 *Journal of Social Psychology*, 35(4), 565–576. <https://doi.org/10.1002/ejsp.258>
- 19 Unodc. (2011). The non-medical use of prescription drugs, policy direction issues.
20 *United Nations Office on Drugs and Crime*. [http://www.unodc.org/unodc/en/drug-](http://www.unodc.org/unodc/en/drug-prevention-and-treatment/non-medical-use-prescription-drugs.html)
21 [prevention-and-treatment/non-medical-use-prescription-drugs.html](http://www.unodc.org/unodc/en/drug-prevention-and-treatment/non-medical-use-prescription-drugs.html)
- 22 Vallerand, R. J., Pelletier, L. G., Blais, M. R., Brière, N. M., Senecal, C., & Vallières,
23 E. (1992). “The Academic Motivation Scale: A measure of intrinsic, extrinsic, and
24 amotivation in education.” *Educational and Psychological Measurement*, 52,

- 1 1003–1019.
- 2 Verdi, G., Weyandt, L. L., & Zavras, B. M. (2014). Non-Medical Prescription Stimulant
3 Use in Graduate Students : Relationship With Academic Self-Efficacy and
4 Psychological. *Journal of Attention Disorders*.
5 <https://doi.org/10.1177/1087054714529816>
- 6 Zelli, A., Lucidi, F., & Mallia, L. (2015). The complexity of neuroenhancement and the
7 adoption of a social cognitive perspective. *Frontiers in Psychology*, 6(DEC), 1–6.
8 <https://doi.org/10.3389/fpsyg.2015.01880>
- 9 Zimmerman, B. J., Bandura, A., & Martinez-Pons, M. (1992). Self-Motivation for
10 Academic Attainment: The Role of Self-Efficacy Beliefs and Personal Goal
11 Setting. *American Educational Research Journal*, 29(3), 663–676.
12 <https://doi.org/10.3102/00028312029003663>

1 Table 1.

Model Paths	Statistics					<i>p</i>
	High school	University	Absolute differences	95% CI		
				Lower Bound	Upper Bound	
Autonomous Motivation (study) → Subjective Norms (study)	.229***	-.040	.269	.138	.400	<.001
Attitudes (study) → Intention (study)	.058	.275***	.212	.085	.350	<.001
Subjective Norms (study) → Subjective Norms (NES)	-.080	.037	.117	-.016	.250	.043
Self-regulated strategies for Learning Efficacy (study) → Intention (study)	.310***	.108**	.202	.072	.331	<.001
Attitudes (NES) → Intention (NES)	.404***	.297***	.107	-.020	.235	.049

2 Differences in model path estimates and in confidence intervals across high-school and university students

3

4 *Note.* 95% CI = 95% confidence interval of path coefficient. Students resulted significantly different for $p < .05$ (one-tailed) using pooled standard error
 5 method.

6 *** $p < .001$; ** $p < .01$

7

1 Figure 1. The proposed Integrated Theoretical Model. *Note.* NES = Neuro-Enchantment Substances; PBC = Perceived Behavioral Control

2
3
4
5
6
7
8
9
10
11
12
13
14
15
16
17

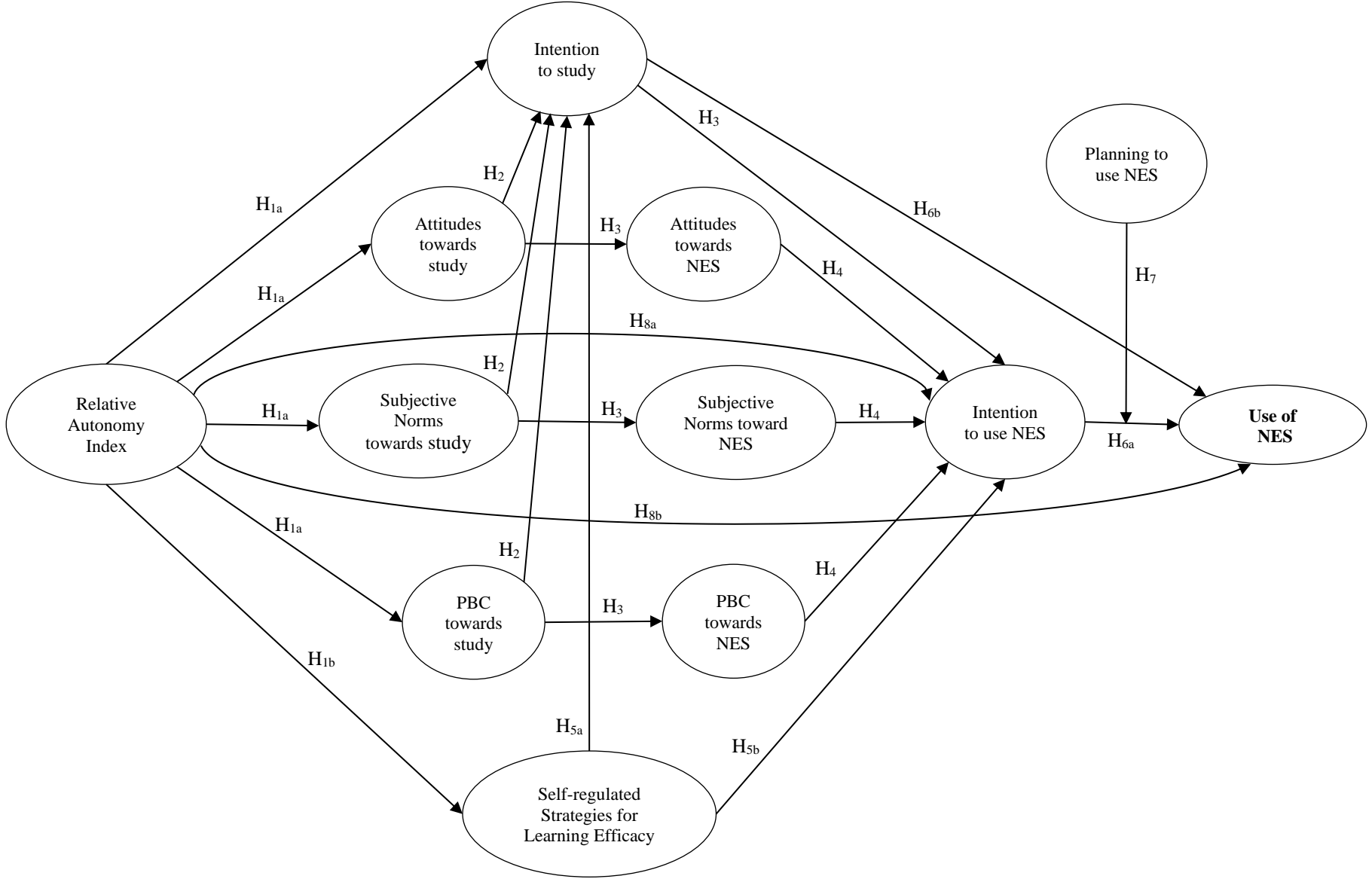


Figure 2. Estimates of the structural relations - high school students *Note*. NES = Neuro-Enchantment Substances; PBC = Perceived Behavioral Control. Estimates between parentheses were calculated controlling statistically for the stability of NES use over time. The statistically significant effects of Time 1 NES use on all model variables are as follow: on RAI ($\beta = -.10, p = .01$); on PBC about studying ($\beta = .09, p = .05$); on Self-regulated Strategies for Learning Efficacy ($\beta = -.15, p = .001$); on attitudes about NES ($\beta = .22, p < .001$); on subjective norms about NES use ($\beta = .20, p < .001$); on PBC about NES use ($\beta = .25, p < .001$); on planning NES use ($\beta = .27, p < .001$); on Time 2 NES use ($\beta = .42, p < .001$). Dashed lines refer to non-significant path estimates.

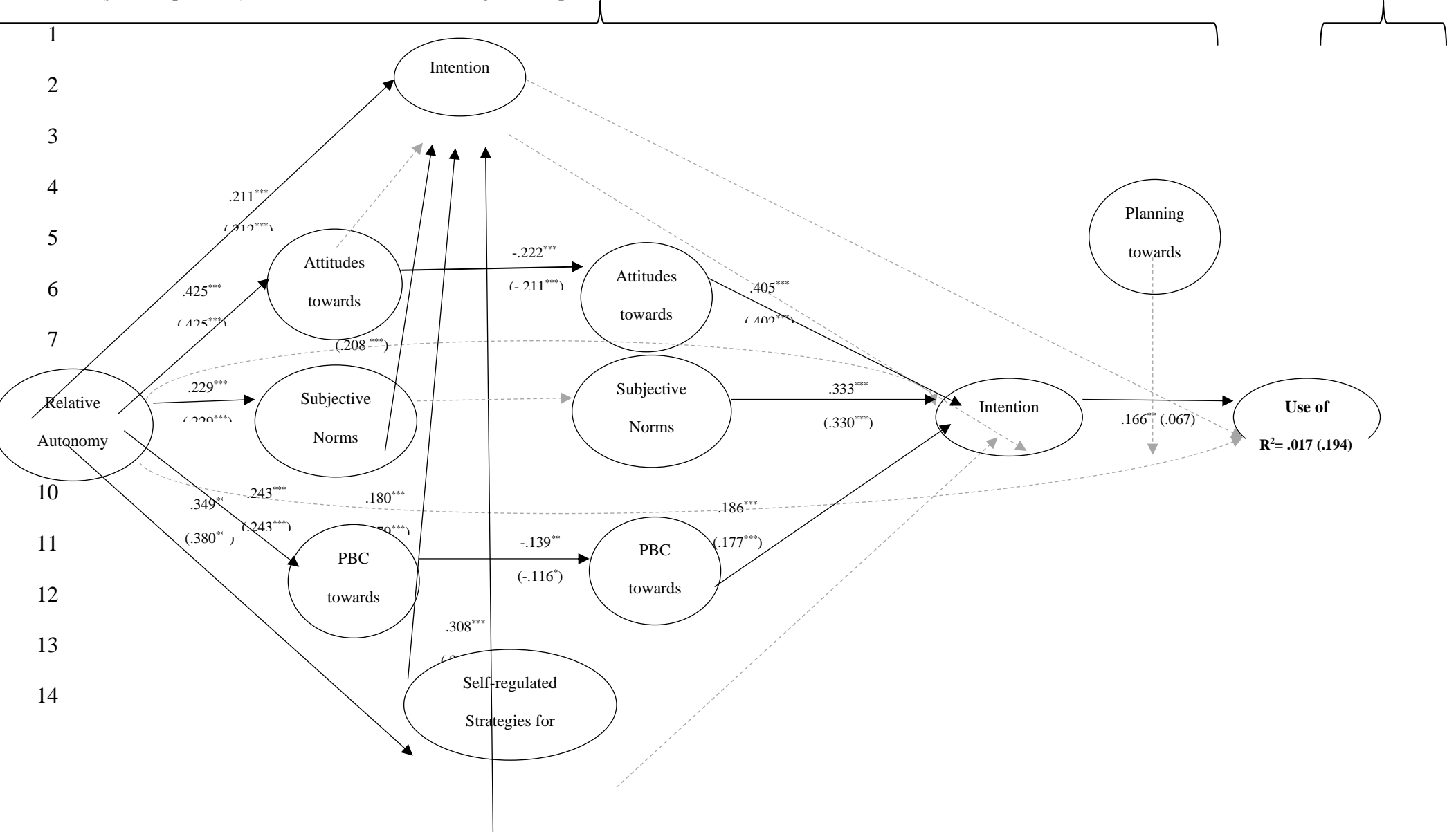
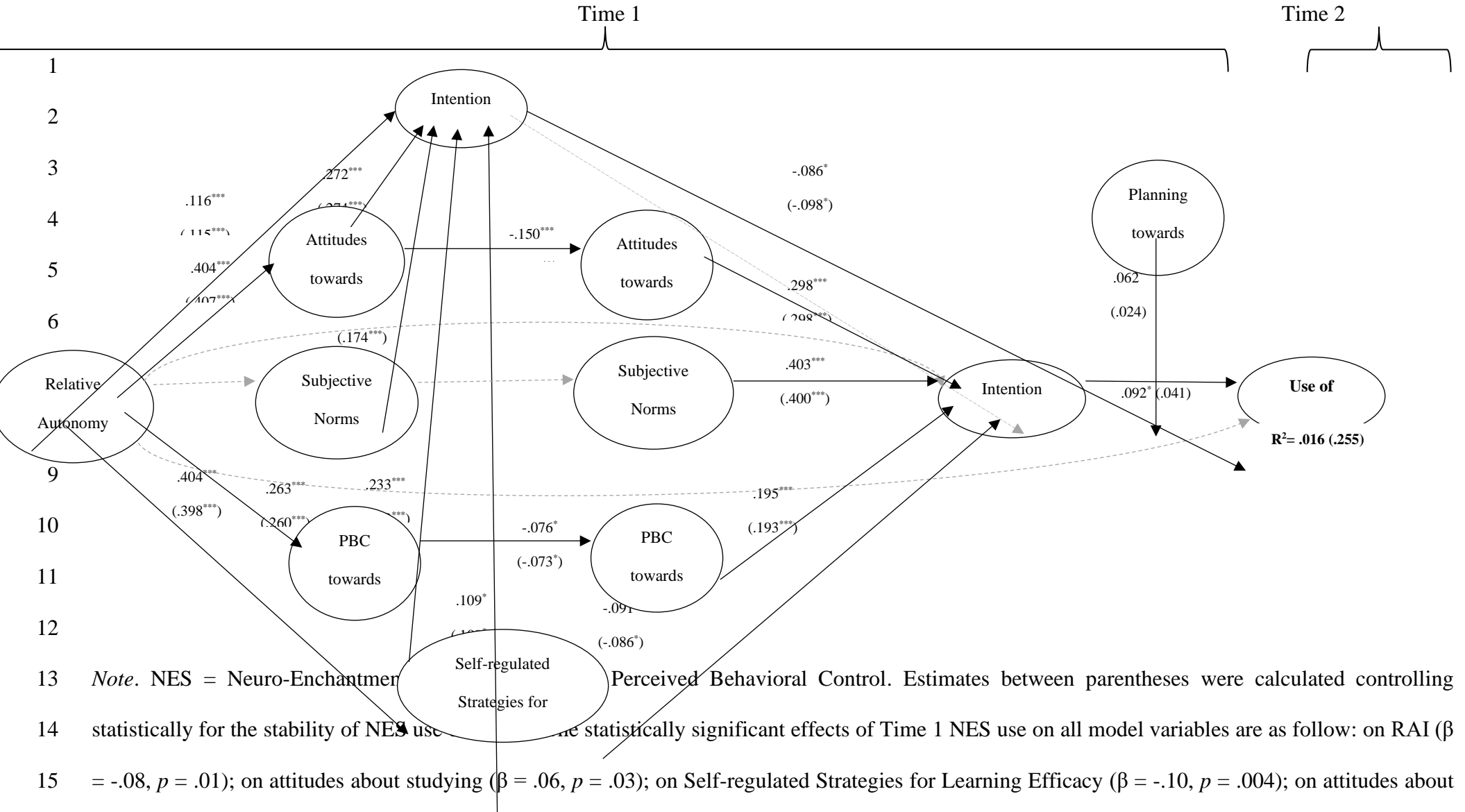


Figure 3. Estimates of the structural relations - university students



1 NES ($\beta = .11, p = .001$); on subjective norms about NES use ($\beta = .08, p = .01$); on PBC about NES use ($\beta = .13, p < .001$); on intentions about NES use (β
2 $= .05, p = .06$); on planning NES use ($\beta = .12, p < .001$); on Time 2 NES use ($\beta = .49, p < .001$). Dashed lines refer to non-significant path estimates.

3 *** $p < .001$; ** $p < .01$; * $p < .05$

4

5