

This is a self-archived version of an original article. This version may differ from the original in pagination and typographic details.

Author(s): Elliott Sale, Kirsty J.; Flood, Tessa R.; Arent, Shawn M.; Dolan, Eimear; Saunders, Bryan; Hansen, Mette; Ihalainen, Johanna K.; Mikkonen, Ritva S.; Minahan, Clare; Thornton, Jane S.; Ackerman, Kathryn E.; Lebrun, Constance M.; Sale, Craig; Stellingwerff, Trent; Swinto, Paul A.; Hackney, Anthony C.

Title: Effect of menstrual cycle and contraceptive pill phase on aspects of exercise physiology and athletic performance in female athletes : protocol for the Feminae international multisite innovative project

Year: 2023

Version: Published version

Copyright: © Author(s) (or their employer(s)) 2023. Re-use permitted under CC BY-NC. No co







Rights: CC BY-NC 4.0

Rights url: <https://creativecommons.org/licenses/by-nc/4.0/>

Please cite the original version:

Elliott Sale, K. J., Flood, T. R., Arent, S. M., Dolan, E., Saunders, B., Hansen, M., Ihalainen, J. K., Mikkonen, R. S., Minahan, C., Thornton, J. S., Ackerman, K. E., Lebrun, C. M., Sale, C., Stellingwerff, T., Swinto, P. A., & Hackney, A. C. (2023). Effect of menstrual cycle and contraceptive pill phase on aspects of exercise physiology and athletic performance in female athletes : protocol for the Feminae international multisite innovative project. *BMJ Open Sport & Exercise Medicine*, 9(4), Article e001814. <https://doi.org/10.1136/bmjsem-2023-001814>

Effect of menstrual cycle and contraceptive pill phase on aspects of exercise physiology and athletic performance in female athletes: protocol for the *Feminae* international multisite innovative project

Kirsty J Elliott Sale ¹, Tessa R Flood,¹ Shawn M Arent,² Eimear Dolan,³ Bryan Saunders ³, Mette Hansen ⁴, Johanna K Ihalainen,⁵ Ritva S Mikkonen,⁶ Clare Minahan,^{7,8} Jane S Thornton ⁹, Kathryn E Ackerman,^{10,11} Constance M Lebrun ¹², Craig Sale,¹ Trent Stellingwerff,¹³ Paul A Swinton ¹⁴, Anthony C Hackney,¹⁵ On behalf of Feminae consortium

To cite: Elliott Sale KJ, Flood TR, Arent SM, *et al*. Effect of menstrual cycle and contraceptive pill phase on aspects of exercise physiology and athletic performance in female athletes: protocol for the *Feminae* international multisite innovative project. *BMJ Open Sport & Exercise Medicine* 2023;**9**:e001814. doi:10.1136/bmjsem-2023-001814

Accepted 11 November 2023

ABSTRACT

The idiom ‘*more high-quality research is needed*’ has become the slogan for sport and exercise physiology-based research in female athletes. However, in most instances, it is challenging to address this gap of high-quality research in elite female athletes at a single study site due to challenges in recruiting enough participants with numerous menstrual cycle and contraceptive pill permutations. Accordingly, we have assembled an international multisite team to undertake an innovative project for female athletes, which investigates the effects of changes in endogenous and exogenous oestrogen and progesterone/progestins across the menstrual cycle and in response to second-generation combined monophasic contraceptive pill use, on aspects of exercise physiology and athletic performance. This project will employ the current gold-standard methodologies in this area, resulting in an adequately powered dataset. This protocol paper describes the consortium-based approach we will undertake during this study.

INTRODUCTION

At present, there are insufficient high-quality data to determine if (1) the cyclical fluctuations in endogenous oestrogen and progesterone across the menstrual cycle (MC) and (2) the downregulation of endogenous oestrogen and progesterone with simultaneous administration of exogenous oestrogen and progestins from combined, monophasic contraceptive pill (COCP) use affects female exercise physiology and athletic performance.¹⁻³ Specifically, only 53 studies investigating the effects of MC phase on exercise performance were identified, and just four of these were classified as high quality.¹ Similarly, only 30 studies examining the effects of oral contraceptives on exercise

WHAT IS ALREADY KNOWN ON THIS TOPIC

⇒ At present, there is insufficient high-quality data to determine the effects of menstrual cycle phase and contraceptive pill use on athletic performance in female athletes. This lack of credible information limits our ability to guide female athletes in relation to fluctuations in ovarian hormones either across the menstrual cycle or in response to contraceptive pill use.

WHAT THIS STUDY ADDS

⇒ This innovative, multisite project will provide novel, high-quality data, with study components adequately powered to test specific hypotheses relevant to female athletes.

HOW THIS STUDY MIGHT AFFECT RESEARCH, PRACTICE OR POLICY

⇒ This project will allow us to provide guidance to female athletes (ie, changing or confirming practice) about the effects of two of the most experienced hormonal profiles on aspects of physiology and athletic performance. In addition, this project will assess a research design blueprint for use in future studies.

performance were identified, and just five were classified as high quality.² In 2021, Elliott-Sale *et al*³ produced a statement on methodological considerations that provided recommendations for standardised, high quality (ie, best practices) research design for studies investigating the effects of ovarian hormone profiles on outcomes related to physiology and athletic performance. Such research is needed to establish a cause-and-effect relationship for any differences in exercise physiology and athletic performance



© Author(s) (or their employer(s)) 2023. Re-use permitted under CC BY-NC. No commercial re-use. See rights and permissions. Published by BMJ.

For numbered affiliations see end of article.

Correspondence to

Professor Kirsty J Elliott Sale; k.elliott-sale@mmu.ac.uk

between the different phases of the MC, phases of COCP use, and women using or not using COCPs. The impact of natural (ie, oestrogen and progesterone) and synthetic (ie, oestrogen and progestin) hormones on women's exercise capacity is important for active and elite female athletes to optimise their training schedules and athletic performance.

We have previously described the concept of the *Feminae* consortium.⁴ In brief, we have assembled a multisite team, supported by a scientific steering group and an athlete advisory group, to address many of the pitfalls associated with current female athlete-based sports science research, namely poor-quality, underpowered studies. This multicentre, adequately powered project will investigate the effects of circulating fluctuations in endogenous and exogenous oestradiol and progesterone/progestins experienced during the MC and from COCP use on aspects of exercise physiology and athletic performance in female athletes. This project is an innovative, international venture involving seven sites worldwide which will employ the same research design in two populations (ie, eumenorrheic (EUM) women and COCP users).³ The combined data across sites will be analysed and interpreted, producing an adequately powered dataset. In addition, we aim to establish a research design blueprint that can be used to assess other outcomes in future studies of female athletes.

METHODS AND ANALYSIS

Disclosure: this project will be conducted with cis-gender women (ie, an adult who was assigned female at birth and whose gender identity is female). For this project, “female” will be used as an adjective and “woman/

women” as a noun (singular/plural, meaning an adult female human being).

Research design

This project will employ an observational, random testing order, single-blinded, repeated measures approach. Figure 1 shows the study timeline and corresponding hormonal profiles. A random testing order will be employed, meaning that phase 1, 2 and 4 (table 1; adapted from Elliott-Sale *et al*⁸) testing in the EUM group and pill-taking and pill-free testing in the COCP group will not be completed in sequence. A single-blind research design will be employed; although participants cannot be blinded, the experimenter will be blind to the intended testing time point. Experimenter blinding will be achieved by having an independent party schedule the testing session based on the participant's hormonal profile without disclosing this to the experimenter who will conduct the testing session. On completion of the study, the blinded experimenters will be asked if blinding was achieved and maintained. To reduce participants' preconceptions about the effects of the menstrual or COCP cycle phase on the study outcomes, participants will receive a standardised summary of this research area (box 1), intended to neutralise any placebo or nocebo effects. Following data collection (ie, on study completion), participants will answer several exit questions relating to their prestudy expectations and MC/COCP tracking behaviours (box 2).

Participants

Participants will be cis-gender women aged ≥ 18 and ≤ 40 years, with a body mass index ≥ 19.5 and $\leq 25 \text{ kg}\cdot\text{m}^{-2}$; an exception can be made if an athlete with a BMI $> 25 \text{ kg}\cdot\text{m}^{-2}$ is considered to have mesomorphic somatotype traits (ie, shoulders wider

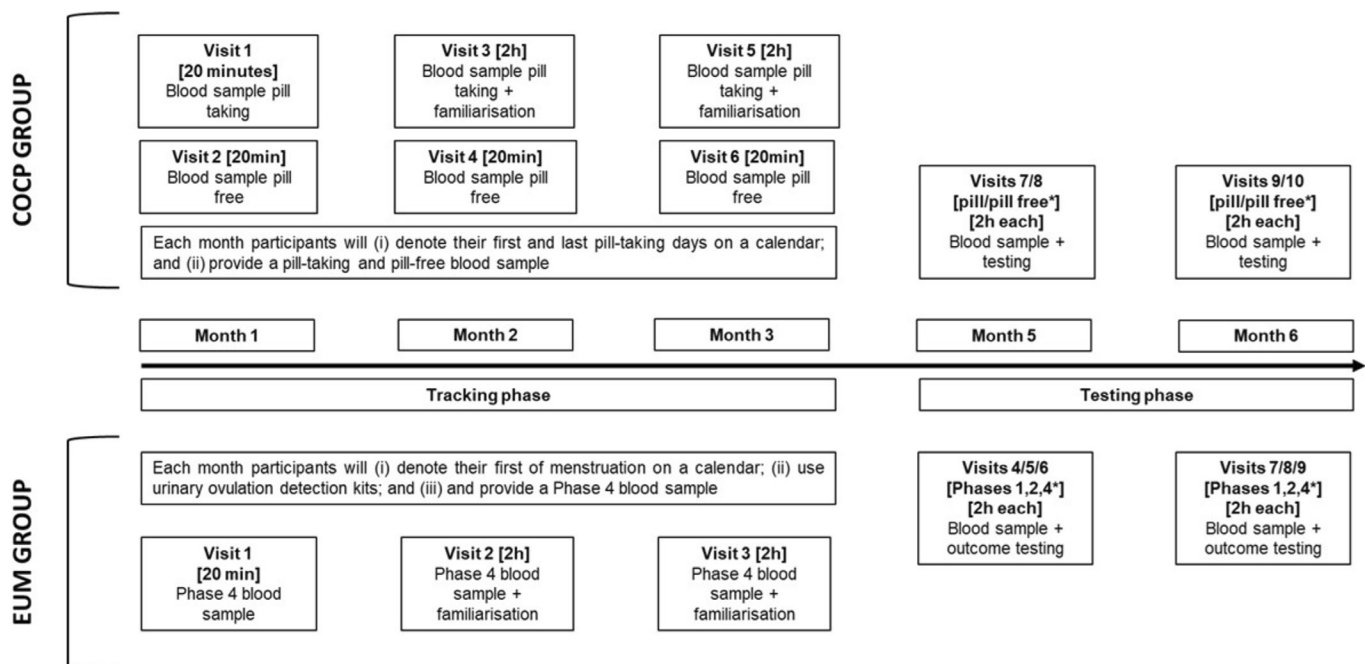


Figure 1 Study timeline. Note that the months do not have to be consecutive. *Denotes that these phases will be assigned in a random order.

Table 1 Eumenorrhic phase descriptors (adapted from Elliott-Sale *et al*³)

Phase 1	Indicated by the onset of bleeding until day 5 Oestrogen and progesterone levels are low
Phase 2	Oestrogen is higher than during phases 1 and 4 Progesterone higher than during phase 1 but lower than 6.36 nmol/L Must be followed (within 48 hours) by a positive luteinising hormone surge
Phase 4	+ 6, 7, or 8 days after ovulation has been confirmed Oestrogen is higher than phase 1 but lower than phase 2 Progesterone > 16 nmol/L

than the waist, developed athletic musculature). Participants will be defined as healthy, that is, display no contraindications to the proposed exercise testing established from a health screening questionnaire, verbal enquiry and consent forms. In addition, participants will be excluded if they report having an injury that could be worsened by exercise, have any medical condition or are taking any medication known to affect the outcome measures. Examples include diagnosed

Box 1 Information participants will receive about previous research on and experiences with the menstrual and contraceptive pill cycles and athletic performance

Your experiences

We accept and understand that every woman's body is different and that every woman's experience of the menstrual cycle or taking oral contraceptives is different. Moreover, we acknowledge that, for some but not all of you, your menstrual cycle or contraceptive pill use affects your sports/exercise training and performance. These perceptions and experiences are yours and are unique to you.

The research evidence

How the menstrual cycle or contraceptive pill use affects sport/exercise training and performance is a hot topic right now. You might have seen/heard a lot of talk about this topic in the media and especially on social media. All the researchers involved in this study have extensive experience and knowledge of the research evidence on this topic. Right now, the scientific community has not reached an agreement about if and how the menstrual cycle and contraceptive pill use affect athletic training or performance.

What we need from you—'Impartiality'

We are asking you to forget what you have seen and heard with regards to the effects of the menstrual cycle and contraceptive pill use on athletic training and performance. In other words, keep an open mind during this study. Do not try to predict or anticipate a certain response or outcome during this study. Try not to let social media, other people, or research papers influence your opinions while taking part in this study. We want the findings from this study to be true and accurate and not tainted by any existing views.

Let us know if you have any questions about what you have read here.

Box 2 Questions participants will be asked after they complete the study

1. Prior to enrolment in this study, did you track your menstrual cycle or contraceptive pill use?
2. If yes, how did you track this information?
3. Prior to taking part in this study, did you believe that the menstrual cycle or contraceptive pill use affected female athlete performance?
4. Prior to taking part in this study, did you believe that the menstrual cycle or contraceptive pill use affected your performance?
5. If yes to question 3 or 4, was this belief based on our own personal experience or something you read/heard?
6. Can you provide details on either your lived experience or what you read/heard?

hyperandrogenism from polycystic ovary syndrome, congenital adrenal hyperplasia, or other differences in sexual development. Participants will not be smokers. Participants will provide gravidity and parity details, must not be within 12 months of childbirth, and must not be currently breastfeeding or pregnant. Participants will be recruited based on their self-reported endogenous hormonal profile (ie, EUM or COCP users). Participants' training status will be classified using the criteria outlined by McKay *et al*⁵ and must be tier 2 athletes or above. In addition, participants will be considered based on relative maximal oxygen consumption⁶; they must be performance level 2 or above (ie, > 37 mL/kg/min). Participants will be considered eligible if they fit either one of these criteria. All participants will receive a participant information sheet and have at least 24 hours between receiving it and signing the informed consent.

Sample size

Each site will aim to recruit and test a minimum of 10 EUM and 10 COCP users, resulting in an expected total of 70 EUM participants and 70 COCP users in the final combined dataset. The group size was based on a balance between pragmatic considerations of the recruitment capacity across the different sites and a range of simulations of mixed effects models with random effects (participants and sites) and small overall effect sizes (eg, hedges *g* of 0.1–0.2) likely to generate adequate power (1-beta~0.8).

EUM group

Participants will: (1) have MC lengths ≥ 21 days and ≤ 35 days resulting in nine or more consecutive periods per year; (2) provide evidence of a luteinising hormone surge; (3) demonstrate the required hormonal profile as defined by Elliott-Sale *et al*³; and (4) have not used any type of hormonal contraceptive for a minimum of 3 months, but ideally 6 months, before enrolment. MC phase tracking (figure 1) will be achieved by (1) denoting the first and last day of menstruation on a calendar for each cycle; (2) undertaking urinary ovulation detection using kits (visual confirmation will be provided to the researcher); and (3) providing a phase 4 blood sample. A posteriori

**Table 2** Oral contraceptives acceptable for inclusion in the study

Country	Brand name	Oestrogen content	Progestin content
UK	Levest	Ethinylestradiol 30 µg	Levonorgestrel 150 µg
	Microgynon 30	Ethinylestradiol 30 µg	Levonorgestrel 150 µg
	Ovranette	Ethinylestradiol 30 µg	Levonorgestrel 150 µg
	Rigevidon	Ethinylestradiol 30 µg	Levonorgestrel 150 µg
	Elevin	Ethinylestradiol 30 µg	Levonorgestrel 150 µg
	Maexeni	Ethinylestradiol 30 µg	Levonorgestrel 150 µg
Australia	Femme-Tab ED 30/150	Ethinylestradiol 30 µg	Levonorgestrel 150 µg
	Leven ED	Ethinylestradiol 30 µg	Levonorgestrel 150 µg
	Microgynon 30 ED	Ethinylestradiol 30 µg	Levonorgestrel 150 µg
	Monofeme	Ethinylestradiol 30 µg	Levonorgestrel 150 µg
	Nordette	Ethinylestradiol 30 µg	Levonorgestrel 150 µg
	Evelyn 150/30 ED	Ethinylestradiol 30 µg	Levonorgestrel 150 µg
	Eleanor 150/30 ED	Ethinylestradiol 30 µg	Levonorgestrel 150 µg
	Micronelle 30 ED	Ethinylestradiol 30 µg	Levonorgestrel 150 µg
Canada	Alesse	Ethinylestradiol 30 µg	Levonorgestrel 100 µg
	Min-Ovral	Ethinylestradiol 30 µg	Levonorgestrel 150 µg
Brazil	Ciclo 21, Microvlar	Ethinylestradiol 30 µg	Levonorgestrel 150 µg
Finland	Levesia	Ethinylestradiol 20 µg	Levonorgestrel 100 µg
	Microgynon	Ethinylestradiol 30 µg	Levonorgestrel 150 µg
USA	Alesse	Ethinylestradiol 20 µg	Levonorgestrel 100 µg
	Altavera	Ethinylestradiol 30 µg	Levonorgestrel 150 µg
	Amenthia	Ethinylestradiol 30 µg	Levonorgestrel 150 µg
	Aviane	Ethinylestradiol 20 µg	Levonorgestrel 100 µg
	Camrese	Ethinylestradiol 30 µg	Levonorgestrel 150 µg
	Introvale	Ethinylestradiol 30 µg	Levonorgestrel 150 µg
	Jolessa	Ethinylestradiol 30 µg	Levonorgestrel 150 µg
	Lessina	Ethinylestradiol 20 µg	Levonorgestrel 100 µg
	Levora	Ethinylestradiol 30 µg	Levonorgestrel 150 µg
	Daysee	Ethinylestradiol 30 µg	Levonorgestrel 150 µg
Denmark	Anastrella	Ethinylestradiol 30 µg	Levonorgestrel 150 µg
	Femicept	Ethinylestradiol 30 µg	Levonorgestrel 150 µg
	Leverette	Ethinylestradiol 30 µg	Levonorgestrel 150 µg
	Microgyn	Ethinylestradiol 30 µg	Levonorgestrel 150 µg
	Microstad	Ethinylestradiol 30 µg	Levonorgestrel 150 µg
	Rigevidon	Ethinylestradiol 30 µg	Levonorgestrel 150 µg

ED, every day formulation.

exclusion will be applied to participants not meeting the stipulated hormonal profiles. Two of the 'tracking phase' visits will be used as familiarisation sessions or two separate familiarisation sessions will be scheduled at times convenient for the participants, in addition to the mandated tracking phases session where blood samples need to be provided. EUM participants will be tested during phases 1, 2 and 4 of their cycle.

Combined, monophasic contraceptive pill (COCP) group

Participants must have been taking their COCP \geq 3 months before recruitment and must be taking a

combined, monophasic, second-generation COCP (see table 2 for permitted brands).

Phase tracking (figure 1) will be achieved by (1) denoting the first and last pill-taking days on a calendar and (2) providing a pill-taking (days 18–20) and pill-free (days 5–7) blood sample. A posteriori exclusion will be applied to data from testing time points that do not comply with the stipulated hormonal profiles. Two of the 'tracking phase' visits will be used as familiarisation sessions. COCP users will be tested once during the pill-taking phase (any day between days 14

Table 3 Standard questions to be used at the start of each laboratory visit

Training-related questions	
Question 1	Have you made significant/substantial changes (ie, doing more or less) to your training/exercise/sport programme/schedule?
Question 2	If yes, please briefly describe the changes made to your routine and the new regime adopted? (be as specific as possible)
Question 3	Is there anything else, training-related, that you would like to share with us, which you feel might impact/affect your participation in this study?
Dietary-related questions	
Question 1	Have you made significant/substantial changes (ie, eating more or less or adding something new) to your diet?
Question 2	If yes, please briefly describe the changes made to your diet and the new diet adopted? (be as specific as possible)
Question 3	Is there anything else, diet-related, that you would like to share with us, which you feel might impact/affect your participation in this study?
Perceived wellness questions	
Question 1	How do you feel physically (ie, your body) today? Answer (please circle): Excellent good neutral bad terrible
Question 2	Do you have any physical symptoms you would like to make us aware of? Answer (please write down symptoms):
Question 3	How do you feel emotionally (ie, your feelings/mood) today? Answer (please circle): Excellent good neutral bad terrible
Question 4	Do you have any emotional symptoms you would like to make us aware of? Answer (please write down symptoms):

and 21) and once (days 4, 5, 6, or 7) during the pill-free phase.

Consistency measures

Time of day (ie, ± 2 hours of the first testing session), prior exercise (ie, none or minimal within the 48 hours before testing; in the case of minimal exercise, the activities must be replicated for each testing session), caffeine ingestion (ie, none within 12 hours before testing), dietary intake (ie, dietary replication in the 24 hours before each testing session; diet will be recorded by the participants using either photographs on a phone/camera or noted using pen and paper or equivalent), nutritional supplementation (ie, same supplementation throughout the programme timeframe) and alcohol consumption (ie, none within the 24 hours before testing) will be standardised or replicated throughout the ‘testing phase’ as these have been shown to affect both the concentration of reproductive hormones as well as performance outcomes.^{7–9} Participants will be asked to complete a training and diet questionnaire at the start of the study (online supplemental file 1) Participants will be asked a series of questions (table 3) related to training, diet and wellness factors at the start of each testing session to establish the consistency of these factors.

Testing sessions

Each testing session will follow the same order, lasting < 2 hours: blood sampling, assessment of height and weight, a standardised warm-up and stretching routine,

characteristic outcome measurements and a bespoke cycling protocol (parts 1 and 2), incorporating a standardised cool-down period. The characteristic outcome measurements will be performed in the following order: balance, push-ups, agility, handgrip, countermovement jump, and flexibility.

Venous blood sample

A trained phlebotomist will draw a blood sample from an antecubital vein. Approximately 10 mL will be collected into a serum tube. Serum samples will be left to clot for 30 min before being centrifuged at room temperature ($\sim 20^{\circ}\text{C}$). Samples will be centrifuged at 3000 g for 10 min and then stored in a -80°C freezer for the subsequent determination of endogenous 17 β -oestradiol and progesterone. Samples will be transported between laboratories on -20°C dry-ice or in a -80°C freezer and will only be subjected to one freeze–thaw cycle.

Height and body mass

Using a stadiometer, height will be measured in bare feet, with minimal clothing and no impeding hairstyles. Participants will be positioned in the ‘Frankfort Plane’ and asked to take a deep breath, which they hold, while the measurement is taken. Height will be measured at the first laboratory visit only. Body mass will be measured at every testing session by an experimenter using the same calibrated scales on each occasion (ie, within and

between participants), and the participants will wear minimal clothing and no shoes.

Standardised warm-up and stretching

Participants will complete a 5 min, 15–100 W (self-selected, but recorded and replicated for each subsequent testing session) warm-up on a cycle ergometer. Participants will then undertake the following warm-up stretching exercises, which will be led/supervised by an experimenter: modified Hurdler's stretch, kneeling stretch, supine hamstrings stretch, overhead triceps stretch, seated bent-knee biceps stretch and child's pose.

Balance: stork balance stand test

In bare feet, participants will place their hands on their hips and then position their non-supporting foot against the inside knee of the supporting leg. They will be given 1 min to practice the balance. They must raise their heel to balance on the ball of the foot. The stopwatch will be started as the heel is raised from the floor. The stopwatch will be stopped if any of the following occurs: (1) the hand(s) come off the hips; (2) the supporting foot swivels or moves (hops) in any direction; (3) the non-supporting foot loses contact with the knee; (4) the heel of the supporting foot touches the floor. The total time in seconds will be recorded. One minute's rest will be allowed between attempts. Three attempts using the same supporting leg will be offered. However, if improvements are made, the participants may continue to perform the test beyond three attempts. The outcome measure is the longest total time of a single test recorded in seconds. Bouteraa *et al*¹⁰ reported an intraclass correlation coefficient (ICC) of 0.90 for repeated stork static balance test trials in female basketball players.

Muscular endurance: push-ups

The push-up test will be administered with participants starting in a modified knee push-up position (legs together, lower leg in contact with the mat, back straight, hands shoulder-width apart, head up, using the knees as the pivotal point). The participants will raise their body by straightening their elbows and returning to the 'down' position until their chin or chest touches the mat. Their stomach should not touch the mat. The participant's back must remain straight at all times, and the participant must push up to a straight arm position. The test will be stopped when the participant strains forcibly or cannot maintain the appropriate technique within two repetitions. The outcome measure is the maximum number of push-ups performed consecutively without rest. An ICC of 0.83 was previously reported in college-age women performing bent-knee push-ups.¹¹

Agility: Illinois Agility Run test

The length of the course will be 10 m, and the width will be 5 m. Four cones will be used to mark the start, finish and the two turning points. Another four cones will be placed down the centre an equal distance apart. Each cone in the centre will be spaced 3.3 m apart. The participant will be asked to lie on their front (head

to the start line) with their hands by their shoulders. On the 'Go' command, the stopwatch will be started, and the participant must get up as quickly as possible and run around the course in the direction indicated, without knocking the cones over (or stepping over the cones), to the finish line, at which point the timing will be stopped. The total time in seconds will be recorded. The score will be the best of three attempts, and 1 min rest will be allowed between attempts. If improvements are made, participants may continue to perform the test beyond three attempts. Kutlu *et al*¹² reported an ICC of 0.98 for repeated Illinois Agility Run test trials in amateur female football players. However, it should be noted that Kutlu *et al*¹² used timing gates, a standing start and a minimum of 3 min rest between trials.

Muscular strength: handgrip

The participant will hold the dynamometer in their dominant hand, with their arm at a right angle, wrist slightly extending, and elbow by their side. The dynamometer handle will be adjusted if required—the base should rest on the first metacarpal (heel of palm), while the handle should rest on the middle of the four fingers. When ready, the participant will squeeze the dynamometer with maximum isometric effort, which will be maintained for about 5 s. No other body movement will be allowed. The participant will be strongly encouraged to give a maximum effort. The score is the best of three attempts; 1 min's rest will be permitted between attempts. If improvements are made, participants may continue to perform the test beyond three attempts. Using an identical protocol, Gerodimos *et al*¹³ showed good reliability in 90 male basketball players, with an intraclass correlation (2,1) of 0.99 and a standard measurement error of 1.24 kg.

Power: countermovement jump

This test will be administered using the MyJump2 app, which calculates jump height by recording the jump and accurately selecting its take-off and landing. A smartphone or tablet will be positioned at the same height (1 m height) and the same distance (1.5 m) from the participant, enabling a clear view of the participant's lower limbs. The sagittal plane is used to identify the exact take-off and landing frames more easily. Arm-swing will be prohibited; participants must keep their hands on the hips throughout the test. The test administrator will pay strict attention to the participant's hands to ensure they are not used to apply additional force through the legs. Verbal instructions will be given to participants to rapidly descend by flexing at the knees and hips to approximately 90° and then immediately extend their knees and hips to 'jump' vertically up off the ground as high as possible, landing back on the mat on both feet at the same time. A 1-min rest will be allowed between trials. The take-off will occur from both feet simultaneously, with no initial steps or shuffling. Participants will not be allowed to pause at the bottom position of the squat. The

best result of three attempts will be recorded. However, if improvements are made, participants may continue to jump beyond three attempts. It is also important that the athlete attempts to land in the same position as they took off, as jumping forwards, backwards, or sideways can affect the test results. To aid this, experimenters should stick tape to the floor as a marker for participants to take-off from and land on. The outcome measure is the highest jump recorded. Test-retest reliability of the CMJ using the My Jump app showed an ICC of 0.94 in recreationally active women.¹⁴

Flexibility: sit and reach

This test will involve sitting on the floor with legs stretched straight ahead. The soles of the participant's bare feet will be placed flat against the box. Both knees will be locked and pressed flat to the floor; the tester may assist by holding them down. With the palms facing downwards and the hands on each other or side by side, the participant must reach forward along the measuring line as far as possible. Their hands must remain at the same level, not reaching further forward than the other. After some practice, they must reach out and hold that position for one to two seconds while the distance is recorded. There must not be any jerky movements. The score is the best of three attempts, and 1 min rest is allowed between attempts. If improvements are made, participants may continue to perform the test beyond three attempts. The outcome measure is the furthest score recorded. Jackson and Langford¹⁵ showed good reliability across two measurements in adult women (mean 35.1±7.5 cm, $r^2=0.99$) using a similar protocol. The protocol must be standardised, as differences in muscle temperature and stretching exercises between testing phases will alter sit-and-reach distance. It is common for improvements in sit-and-reach scores to improve during the practice trials.

Incremental cycling test

Before and following the cycling protocol, a note will be made of any unique details of the test environment (*ie*, temperature, humidity, pressure), performance, or athlete concerns in the comments section of the data sheet. The incremental cycling tests will be performed on an electronically braked cycle ergometer, and oxygen uptake ($\dot{V}O_2$) and carbon dioxide output ($\dot{V}CO_2$) will be determined using open-circuit spirometry, open circuit spirometry and a breath-by-breath metabolic cart. Baseline heart rate (HR), blood lactate (La⁻) and blood pressure will be obtained before starting. All blood samples will be taken from the earlobe or finger; however, this must be consistent within a given research site. Participants will complete a 5-min warm-up at 45 W. The consumption of water is permitted during the warm-up.

Part 1: The protocol will encompass approximately five 4-min stages. The starting power output (W) will be amended for different training tiers/performance levels (see examples below). The familiarisation trials will help to determine the starting power output, which will be

one of the following 15 W increments (*ie*, 45, 60, 75, 90, 105 W).

Example 1: 45—warm-up; stage 1—45; stage 2—60; stage 3—75; stage 4—90; stage 5—105. This may not be enough to induce a blood lactate concentration of 4 mmol/L in some trained participants.

Example 2: 45—warm-up; stage 1—90; stage 2—105; stage 3—120; stage 4—135; stage 5—150.

Participants can ride at a self-selected cadence, but not below 60 rev/min (recommend between 70 and 100 rev/min) and the cadence can vary up to 10% of the starting cadence during the test if desired. For each stage, power output, average HR, and rating of perceived exertion (RPE (0–10)) in the last 30 s, and blood [La⁻] values in the last 15 s will be recorded using a standardised spreadsheet. In sites where possible, blood pressure will be recorded for each increment within the last 30 s. Once a blood [La⁻] of ≥ 4 mmol/L is recorded, the protocol will be stopped, and the participant will receive a 5-min rest; the participant may remove the mouthpiece, and water may be consumed during this time, but they should remain seated on the cycle ergometer without pedalling. The last completed 4 min workload will be recorded as the maximal 4-min power output.

Part 2: the participant will be asked to begin pedalling at their preferred cadence against no load for 1 min. The test will begin at a one-step power output (*ie*, 15 W) higher than the last completed 4-min power output eliciting ≥ 4 mmol/L in part 1. After that, the load is increased by 15 W every 30 s until voluntary exhaustion. HR will be recorded at the end of each 30 s increment. Pedal cadence will be maintained within 10% of the participant's preferred cadence established in part 1, and completion of the incremental cycling test will be signified by volitional cessation of exercise or an inability to maintain a pedal cadence. During the latter part of the test, the experimenter will verbally encourage the participants until voluntary termination. HR, power output, and RPE (RPE (0–10)) will be recorded at exhaustion. Participants will remain seated on the cycle ergometer for 3 min without pedalling, after which a single blood [La⁻] sample will be taken. Participants will then undertake a cool-down at a self-selected power output for 5 min.

A 7-breath rolling average will process all breath-by-breath files per Robergs and Burnett's recommendations¹⁶ before data are extracted.

Part 1: 30-s averages for $\dot{V}O_2$ (mL/kg/min and L/min), $\dot{V}CO_2$, respiratory exchange ratio (RER), and HR will be determined for each 4-min stage. A third-order polynomial regression curve will represent the lactate response to exercise (power output and blood [La⁻]). These data will be used to determine D_{max} , the exercise intensity that yields the maximum perpendicular distance from the third-order polynomial plotted curve from the lactate measures to the straight line between the first and the last data point,¹⁷ and onset blood [La⁻] accumulation at 4 mmol/L (OBLA¹⁸). Data will be analysed using The Lactate Thresholds App (ExPhysLab available at <https://>



www.exphyslab.com/lactate/about, supported by R package lactater 0.1.1). Linear regression will then determine HR and $\dot{V}O_2$ at Dmax and OBLA. The outcome measures will be Dmax power output (W), blood [La⁻] and corresponding HR, and $\dot{V}O_{2p}$, and OBLA 4 mmol/L power output, corresponding HR, and $\dot{V}O_2$.

Part 2: peak power output will be determined as the last stage a participant completes fully. If a participant finishes partway through a 30-s increment, peak power will be calculated as a percentage of the duration they completed the last power output. $\dot{V}O_{2peak}$ will be determined by averaging data in the last 30s of the test. To ensure maximum effort, the following variables will also be reported at the end of the test (averaged 30s RER *(criteria > 1.1), HR as a percentage of age-predicted maximum (Max HR_{agepredicted}=220 age) (criteria > 95% HRmax), blood [La⁻] concentration (+3 min (criteria > 7mmol/L)) and RPE (at exhaustion (criteria > 9/10)). The outcome measures will be $\dot{V}O_{2peak}$ (mL/kg/min and L/min), maximum HR and RER.

There is limited research in trained populations investigating the reliability of physiological variables obtained during incremental exercise tests comprising 4-min stages. However, from the limited literature available, the reliability of the OBLA is high ($r=0.92$) in trained women and men using an incremental running protocol comprising of 4-min work stages.¹⁹

Hormone analysis

The same laboratory at the University of East Anglia will analyse all blood samples. Samples will be analysed using an electro-chemiluminescence immunoassay on a COBAS e601 analyser (Roche Diagnostics, Mannheim, Germany). The finding papers will report the actual interassay coefficient of variations (CV) and detection limits. Using the same laboratory and technique, Martin *et al.*²⁰ reported a CV for 17- β -oestradiol of <4.3% between 150 and 3000 pmol/L with a detection limit of 18.4–1581 pmol/L.

Statistical considerations

Given the range of data collected and potential analyses, a clear distinction will be made between confirmatory and exploratory analyses. Confirmatory analyses will be preceded by a detailed analysis plan, which will be made publicly available, providing hypotheses to be tested along with statistical tests and relevant a priori thresholds. Hypotheses will be tested within groups assuming no difference (null hypothesis). Analyses will be conducted under the framework of multilevel models, with random intercepts included for both testing sites and individual participants. Multilevel models with repeated measurements nested in participants nested in sites will account for structure within the data and enable non-complete data to be analysed. A range of covariance structures to best model within-participant fluctuation over time will be explored. In addition to the analysis of means, variance parameters and their potential differences between

groups will also be assessed. Exploratory analyses will primarily explore relationships across outcome domains, reducing dimensionality where possible and generating future hypotheses for subsequent data collection.

TRIAL STATUS

This study received ethical approval from seven sites worldwide: Australia, Brazil, Canada, Denmark, England, Finland and the USA. Data collection started in 2022 and is expected to conclude in 2024, and the results will be available after that. In addition to publishing the findings of this project, a process evaluation paper and a translational paper (ie, from paper to podium) will be produced, such that other researchers can learn from this multisite approach and athletes can learn from the findings of this laboratory-based study.

CONCLUSIONS

Female athletes are under-represented and under-rated (ie, in terms of research quality) within sports and exercise science. This international, multisite, innovative project will address the lack of sufficiently powered, high-quality datasets in female athletes and has the potential to influence the development of female-specific guidelines in relation to the effects of MC and COCP phases on aspects of exercise physiology and athletic performance. In addition, the research design employed within this project has the potential to guide future high-quality studies in this research area.

Author affiliations

¹Department of Sport and Exercise Sciences, Manchester Metropolitan University Institute of Sport, Manchester, UK

²Department of Exercise Science, Arnold School of Public Health, University of South Carolina, Columbia, SC, USA

³Applied Physiology and Nutrition Research Group, - Center of Lifestyle Medicine, Faculdade de Medicina FMUSP, Universidade de São Paulo, Sao Paulo, Brazil

⁴Department for Public Health, Aarhus University, Aarhus, Denmark

⁵Faculty of Sport and Health Sciences, Finland / Finnish Institute of High Performance Sport KIHU, University of Jyväskylä, Jyväskylä, Finland

⁶Sports Technology Unit, Faculty of Sport and Health Sciences, University of Jyväskylä, Vuokatti, Finland

⁷Griffith Sports Science, Griffith Health, Griffith University, Gold Coast, Queensland, Australia

⁸Australian Institute of Sport, Australian Sports Commission, Canberra, ACT, Australia

⁹Western Centre for Public Health & Family Medicine, Schulich School of Medicine & Dentistry, Western University, London, Ontario, Canada

¹⁰Wu Tsai Female Athlete Program, Division of Sports Medicine, Boston Children's Hospital, Boston, MA, USA

¹¹Neuroendocrine Unit, Massachusetts General Hospital and Harvard Medical School, Boston, MA, USA

¹²Department of Family Medicine, Faculty of Medicine & Dentistry, University of Alberta, Edmonton, Alberta, Canada

¹³Canadian Sport Institute Pacific, Victoria, British Columbia, Canada

¹⁴School of Health Sciences, Robert Gordon University, Aberdeen, UK

¹⁵Department of Exercise & Sport Science – Department of Nutrition, The University of North Carolina at Chapel Hill, Chapel Hill, NC, USA

Twitter Kirsty J Elliott Sale @ElliottSale, Bryan Saunders @Bicycle_Bryan, Jane S Thornton @JaneSThornton, Kathryn E Ackerman @DrKateAckerman, Constance M Lebrun @lebrun_connie and Paul A Swinton @PaulSwinton9

Acknowledgements We would like to thank Hilary Stellingwerff, Lauren Delaney and Catherine Pendrel for their help and support as part of our athlete advisory group.

Contributors All authors have contributed to the design of the study. KES and TRF drafted the manuscript. All authors read and contributed to the manuscript, gave approval, and agreed to be accountable for all aspects of the work.

Funding The authors have not declared a specific grant for this research from any funding agency in the public, commercial or not-for-profit sectors.

Competing interests KJE-S has received funding/honoraria from Arsenal Football Club, The UK Sports Institute, the European Club Association, Gatorade Sport Science Institute, Hologic, Science in Sport, and the UK Ministry of Defence to support female athletes. None of these funds have direct competing interests with the Feminae project. TRF has no competing or conflicts of interest. SMA has received funding from the US Department of Defence, United States Marine Corps, the Board of Medicine, and various industry sources to support research on athletic females. None of these funds have direct competing interests with the Feminae project. ED is supported by a research grant from the Fundação de Amparo à Pesquisa do Estado de São Paulo (FAPESP: 2019/05616-6 and 2019/26899-6) for a project unrelated to this one. She has no competing interests or conflicts to declare. BS is supported by a research grant from the São Paulo Research Foundation (Fundação de Amparo à Pesquisa do Estado de São Paulo, FAPESP: 2021/06836-0) for a project unrelated to this one. None of these funds have direct competing interests with the Feminae project. MH has no competing or conflicts of interest. JI has no competing or conflicts of interest. RM has no competing or conflicts of interest. CM has received funding from the Australian Institute of Sport, the Queensland Academy of Sport, and an industry partner (cannot be named here) to conduct research on female athletes. None of these grants have direct competing interests with the Feminae project. JST is a Canada Research Chair funded by the Canadian Institutes of Health Research. This funding does not have a direct competing interest with the Feminae project. KEA has received funding/honoraria from the Wu Tsai Human Performance Alliance, Gatorade Sport Science Institute, Hologic, UptoDate, and the United States Olympic and Paralympic Committee. This funding does not have a direct competing interest with the Feminae project. CML has no competing or conflicts of interest. CS has received funding from the UK Ministry of Defence to conduct research on female military personnel. This funding does not have direct competing interests with the Feminae project. TS has received funding/honoraria from the Wu Tsai Human Performance Alliance, Ineos, Science in Sport (Sis) Own The Podium, Gatorade Sport Science Institute and Lululemon Athletica to support research, including projects on female participants. None of these grants have a direct competing interest with the Feminae project. PS has no competing or conflicts of interest. ACH has no competing or conflicts of interest.

Patient and public involvement Patients and/or the public were involved in the design, or conduct, or reporting, or dissemination plans of this research. Refer to the Methods section for further details.

Patient consent for publication Not applicable.

Ethics approval This study involves human participants and was approved by Manchester Metropolitan University. Participants gave informed consent to participate in the study before taking part. This study was approved by the Griffith University Human Ethics Committee. Participants will provide their written informed consent to participate in the study. This study was approved by the local ethics committee of the University of Sao Paulo (CAAE: 60181522.4.0000.0068). Participants will provide their written informed consent to participate in the study. This study was approved by Western University Health Science Research Ethics Board (HSREB) and Lawson Health Research Institute. Participants will provide their written informed consent to participate in the study. This study was approved by The Ethics Committee of the University of Jyväskylä (368/13.00.04.00/2023). Participants will provide written informed consent prior to participation in the study. This study was approved by the University of South Carolina Institutional Review Board, and informed consent will be obtained for all participants (Pro00129482). This study was approved by The Ethics Committee of Region Midtjylland, Denmark (1-10-72-84-22). Participants will provide written informed consent prior to participation in the study.

Provenance and peer review Not commissioned; externally peer reviewed.

Data availability statement No data are available.

Supplemental material This content has been supplied by the author(s). It has not been vetted by BMJ Publishing Group Limited (BMJ) and may not have been peer-reviewed. Any opinions or recommendations discussed are solely those of the author(s) and are not endorsed by BMJ. BMJ disclaims all liability and responsibility arising from any reliance placed on the content. Where the content includes any translated material, BMJ does not warrant the accuracy and reliability of the translations (including but not limited to local regulations, clinical guidelines,

terminology, drug names and drug dosages), and is not responsible for any error and/or omissions arising from translation and adaptation or otherwise.

Open access This is an open access article distributed in accordance with the Creative Commons Attribution Non Commercial (CC BY-NC 4.0) license, which permits others to distribute, remix, adapt, build upon this work non-commercially, and license their derivative works on different terms, provided the original work is properly cited, appropriate credit is given, any changes made indicated, and the use is non-commercial. See: <http://creativecommons.org/licenses/by-nc/4.0/>.

ORCID iDs

Kirsty J Elliott Sale <http://orcid.org/0000-0003-1122-5099>

Bryan Saunders <http://orcid.org/0000-0003-0995-9077>

Mette Hansen <http://orcid.org/0000-0002-9383-8202>

Jane S Thornton <http://orcid.org/0000-0002-3519-7101>

Constance M Lebrun <http://orcid.org/0000-0002-7408-4521>

Paul A Swinton <http://orcid.org/0000-0001-9663-0696>

REFERENCES

- McNulty KL, Elliott-Sale KJ, Dolan E, *et al*. The effects of Menstrual cycle phase on exercise performance in Eumenorrhic women: a systematic review and meta-analysis. *Sports Med* 2020;50:1813–27.
- Elliott-Sale KJ, McNulty KL, Ansdell P, *et al*. The effects of oral contraceptives on exercise performance in women: a systematic review and meta-analysis. *Sports Med* 2020;50:1785–812.
- Elliott-Sale KJ, Minahan CL, de Jonge X, *et al*. Methodological considerations for studies in sport and exercise science with women as participants: a working guide for standards of practice for research on women. *Sports Med* 2021;51:843–61.
- Elliott-Sale KJ, Ackerman KE, Lebrun CM, *et al*. Feminae: an international Multisite innovative project for female athletes. *BMJ Open Sport Exerc Med* 2023;9:e001675.
- McKay AKA, Stellingwerf T, Smith ES, *et al*. Defining training and performance caliber: a participant classification framework. *Int J Sports Physiol Perform* 2021;17:317–31.
- Decroix L, De Pauw K, Foster C, *et al*. Guidelines to classify female subject groups in sport-science research. *Int J Sports Physiol Perform* 2016;11:204–13.
- Bonen A, Ling WY, MacIntyre KP, *et al*. Effects of exercise on the serum concentrations of FSH, LH, progesterone, and estradiol. *Eur J Appl Physiol Occup Physiol* 1979;42:15–23.
- Lucero J, Harlow BL, Barbieri RL, *et al*. Early follicular phase hormone levels in relation to patterns of alcohol, tobacco, and coffee use. *Fertil Steril* 2001;76:723–9.
- Reichman ME, Judd JT, Longcope C, *et al*. Effects of alcohol consumption on plasma and urinary hormone concentrations in premenopausal women. *J Natl Cancer Inst* 1993;85:722–7.
- Bouteraa I, Negra Y, Shephard RJ, *et al*. Effects of combined balance and Plyometric training on athletic performance in female basketball players. *J Strength Cond Res* 2020;34:1967–73.
- Wood HM, Baumgartner TA. Objectivity, reliability, and validity of the bent-knee push-up for college-age women. *Meas Phys Educ Exerc Sci* 2004;8:203–12.
- Kutlu M, Yapici H, Yilmaz A. Reliability and validity of a new test of agility and skill for female amateur soccer players. *J Hum Kinet* 2017;56:219–27.
- Gerodimos V. Reliability of Handgrip strength test in basketball players. *J Hum Kinet* 2012;31:25–36.
- Bogataj Š, Pajek M, Andrašić S, *et al*. Concurrent validity and reliability of Myjump2 App for measuring vertical jump height in Recreationally active adults. *Applied Sciences* 2020;10:3805.
- Jackson A, Langford NJ. The criterion-related validity of the sit and reach test: replication and extension of previous findings. *Res Q Exerc Sport* 1989;60:384–7.
- Robergs RA, Burnett AF. Methods used to process data from indirect Calorimetry and their application to Vo2 Max. *J Exerc Physiol Online* 2003;6.
- Cheng B, Kuipers H, Snyder AC, *et al*. A new approach for the determination of ventilatory and lactate thresholds. *Int J Sports Med* 1992;13:518–22.
- Morton RH, Stannard SR, Kay B. Low reproducibility of many lactate markers during incremental cycle exercise. *Br J Sports Med* 2012;46:64–9.
- Grant S, McMillan K, Newell J, *et al*. Reproducibility of the blood lactate threshold, 4 mmol·L⁻¹ marker, heart rate and ratings of perceived exertion during incremental treadmill exercise in humans. *Eur J Appl Physiol* 2002;87:159–66.
- Martin D, Cooper SB, Tang JCY, *et al*. Bone metabolic marker concentrations across the Menstrual cycle and phases of combined oral contraceptive use. *Bone* 2021;145.