

This is a self-archived version of an original article. This version may differ from the original in pagination and typographic details.

Author(s): Yang, Xiaolin; Lounassalo, Irinja; Kankaanpää, Anna; Hirvensalo, Mirja; Rovio, Suvi P.; Tolvanen, Asko; Biddle, Stuart J. H.; Helajärvi, Harri; Palomäki, Sanna H.; Salin, Kasper; Hutri-Kähönen, Nina; Raitakari, Olli T.; Tammelin, Tuija H.

Title: Associations Between Trajectories of Leisure-Time Physical Activity and Television Viewing Time Across Adulthood : The Cardiovascular Risk in Young Finns Study

Year: 2019

Version: Accepted version (Final draft)


Copyright: © 2019 Human Kinetics, Inc.

Rights: In Copyright

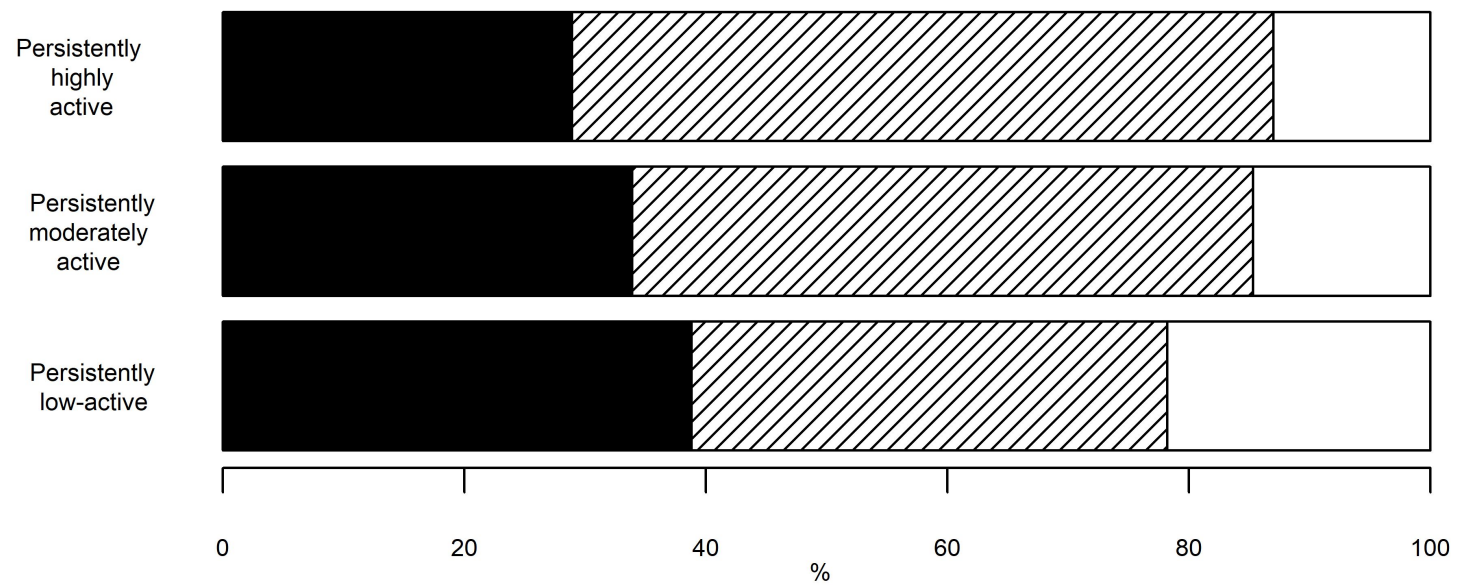
Rights url: <http://rightsstatements.org/page/InC/1.0/?language=en>

Please cite the original version:

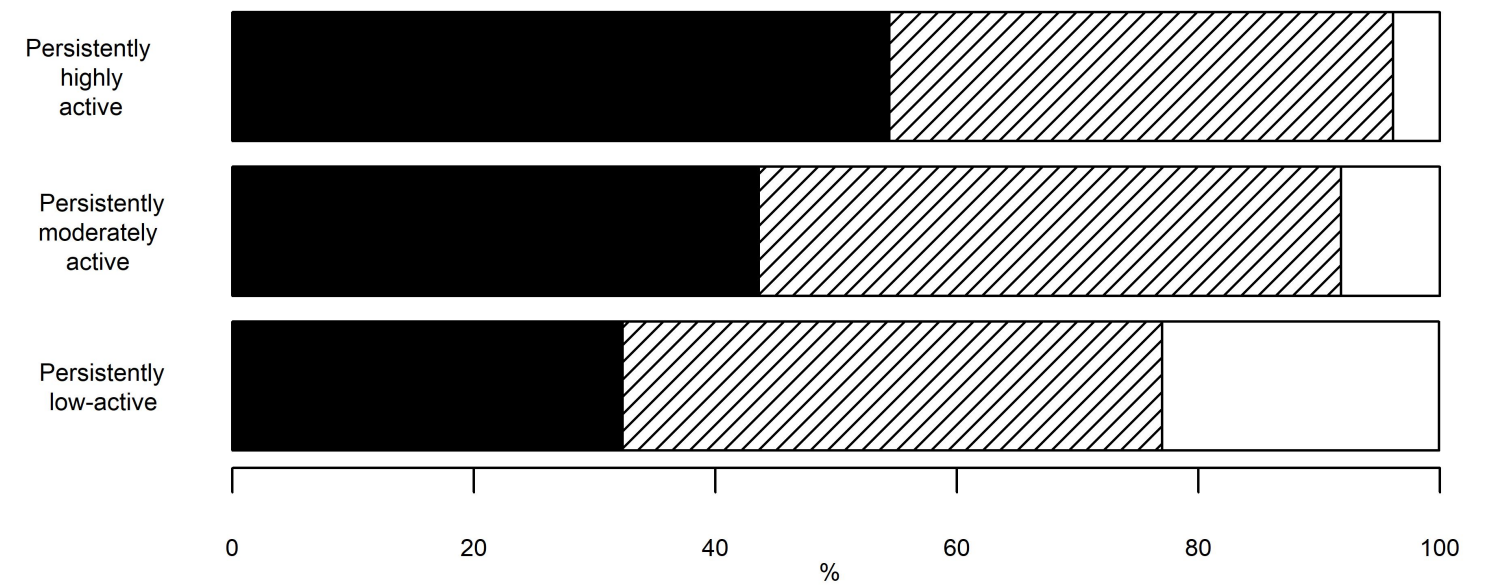
Yang, X., Lounassalo, I., Kankaanpää, A., Hirvensalo, M., Rovio, S. P., Tolvanen, A., Biddle, S. J. H., Helajärvi, H., Palomäki, S. H., Salin, K., Hutri-Kähönen, N., Raitakari, O. T., & Tammelin, T. H. (2019). Associations Between Trajectories of Leisure-Time Physical Activity and Television Viewing Time Across Adulthood : The Cardiovascular Risk in Young Finns Study. *Journal of Physical Activity and Health*, 16(12), 1078-1084. <https://doi.org/10.1123/jpah.2018-0650>



A) Men (n = 1350)



B) Women (n = 1584)



TV time
■ Consistently low ▨ Consistently moderate □ Consistently high

TV time
■ Consistently low ▨ Consistently moderate □ Consistently high

