

This is a self-archived version of an original article. This version may differ from the original in pagination and typographic details.

Author(s): Katajapuu, Niina; Laimi, Katri; Heinonen, Ari; Saltychev, Mikhail

Title: Gender-related differences in psychometric properties of WHO Disability Assessment Schedule 2.0

Year: 2019

Version: other

Copyright: © 2019 Wolters Kluwer Health, Inc.

Rights: In Copyright

Rights url: <http://rightsstatements.org/page/InC/1.0/?language=en>

Please cite the original version:

Katajapuu, N., Laimi, K., Heinonen, A., & Saltychev, M. (2019). Gender-related differences in psychometric properties of WHO Disability Assessment Schedule 2.0. *International Journal of Rehabilitation Research*, 42(4), 316-321. <https://doi.org/10.1097/MRR.0000000000000365>

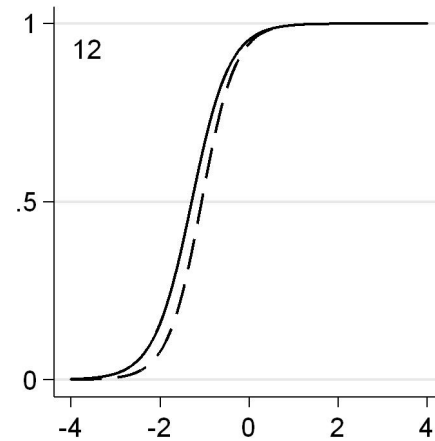
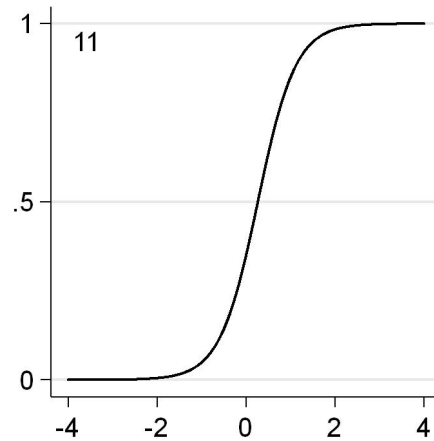
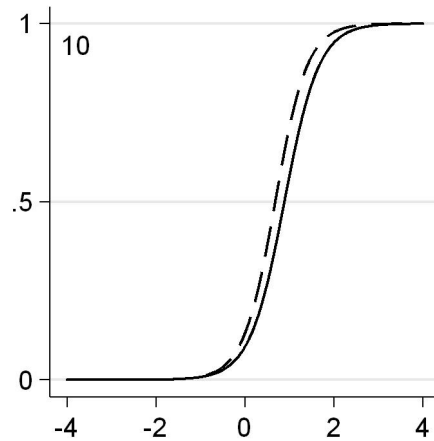
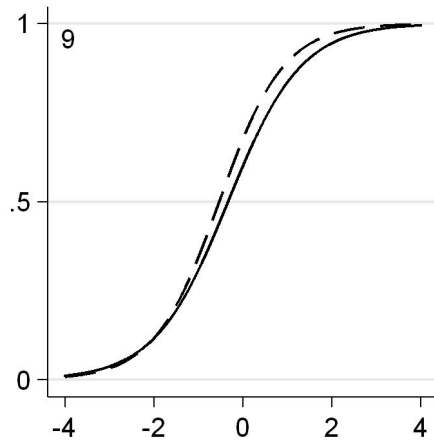
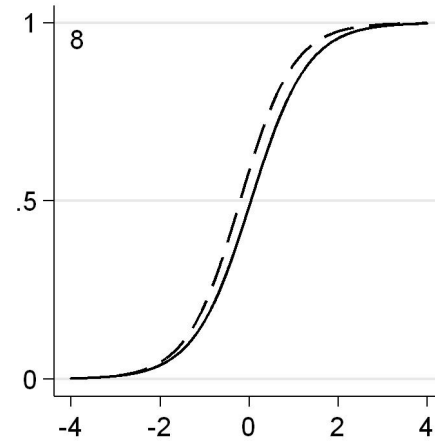
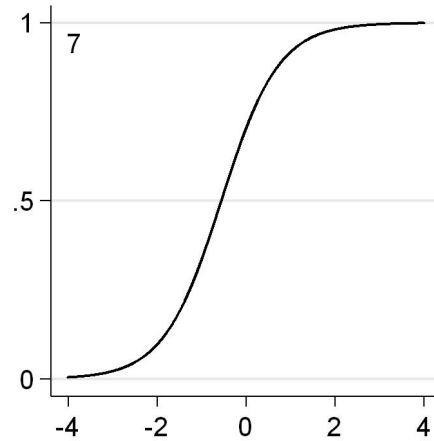
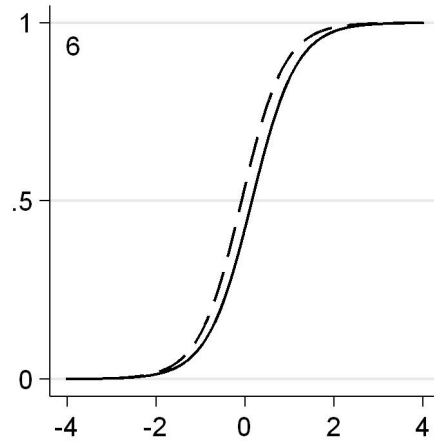
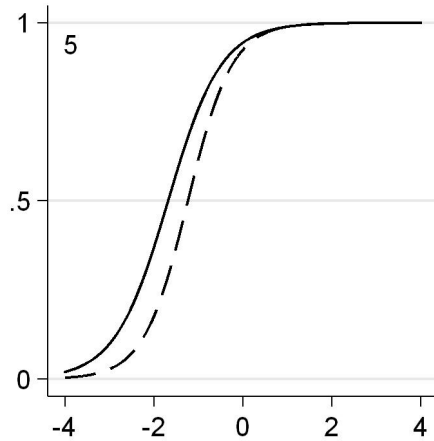
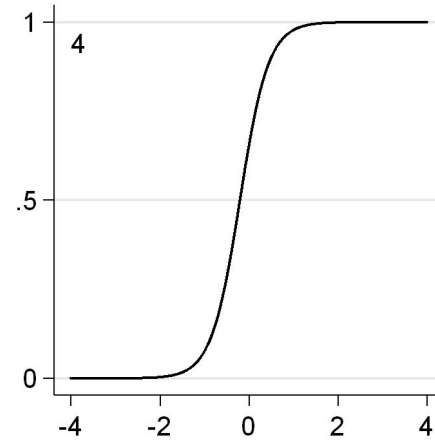
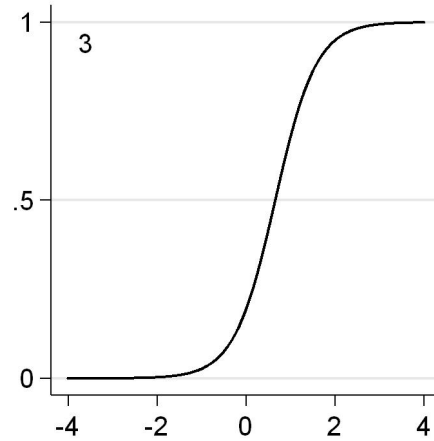
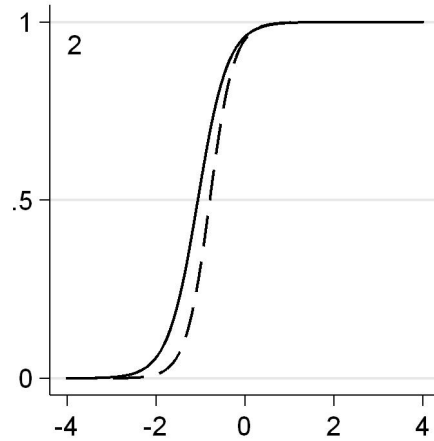
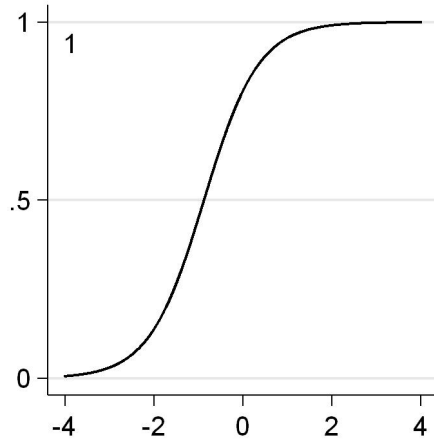


Figure 1. Item characteristics curves of WHODAS 2.0 items 1 to 12

Estimates for men are presented in dash lines, estimates for women (or the entire sample) – in solid lines. Y-axis presenting the probability of endorsing the item, X-axis presenting the ability level

S1 = standing S2 = household responsibilities S3 = learning S4 = joining community S5 = emotional affection, S6 = concentrating, S7 = walking, S8 = washing, S9 = dressing, S10 = dealing with strangers, S11 = maintaining a friendship, S12 = work