

**This is an electronic reprint of the original article.
This reprint *may differ* from the original in pagination and typographic detail.**

Author(s): ALICE Collaboration

Title: Multiplicity dependence of charged pion, kaon, and (anti)proton production at large transverse momentum in p–Pb collisions at $\sqrt{s_{NN}} = 5.02$ TeV

Year: 2016

Version:

Please cite the original version:

ALICE Collaboration. (2016). Multiplicity dependence of charged pion, kaon, and (anti)proton production at large transverse momentum in p–Pb collisions at $\sqrt{s_{NN}} = 5.02$ TeV. *Physics Letters B*, 760, 720-735.
<https://doi.org/10.1016/j.physletb.2016.07.050>

All material supplied via JYX is protected by copyright and other intellectual property rights, and duplication or sale of all or part of any of the repository collections is not permitted, except that material may be duplicated by you for your research use or educational purposes in electronic or print form. You must obtain permission for any other use. Electronic or print copies may not be offered, whether for sale or otherwise to anyone who is not an authorised user.



Multiplicity dependence of charged pion, kaon, and (anti)proton production at large transverse momentum in p–Pb collisions at $\sqrt{s_{NN}} = 5.02$ TeV

ALICE Collaboration*



ARTICLE INFO

Article history:

Received 16 January 2016
 Received in revised form 13 July 2016
 Accepted 20 July 2016
 Available online 22 July 2016
 Editor: L. Rolandi

ABSTRACT

The production of charged pions, kaons and (anti)protons has been measured at mid-rapidity ($-0.5 < y < 0$) in p–Pb collisions at $\sqrt{s_{NN}} = 5.02$ TeV using the ALICE detector at the LHC. Exploiting particle identification capabilities at high transverse momentum (p_T), the previously published p_T spectra have been extended to include measurements up to 20 GeV/c for seven event multiplicity classes. The p_T spectra for pp collisions at $\sqrt{s} = 7$ TeV, needed to interpolate a pp reference spectrum, have also been extended up to 20 GeV/c to measure the nuclear modification factor (R_{pPb}) in non-single diffractive p–Pb collisions.

At intermediate transverse momentum ($2 < p_T < 10$ GeV/c) the proton-to-pion ratio increases with multiplicity in p–Pb collisions, a similar effect is not present in the kaon-to-pion ratio. The p_T dependent structure of such increase is qualitatively similar to those observed in pp and heavy-ion collisions. At high p_T (> 10 GeV/c), the particle ratios are consistent with those reported for pp and Pb–Pb collisions at the LHC energies.

At intermediate p_T the (anti)proton R_{pPb} shows a Cronin-like enhancement, while pions and kaons show little or no nuclear modification. At high p_T the charged pion, kaon and (anti)proton R_{pPb} are consistent with unity within statistical and systematic uncertainties.

© 2016 The Author. Published by Elsevier B.V. This is an open access article under the CC BY license (<http://creativecommons.org/licenses/by/4.0/>). Funded by SCOAP³.

1. Introduction

In heavy-ion collisions at ultra-relativistic energies, it is well established that a strongly coupled Quark–Gluon-Plasma (sQGP) is formed [1–5]. Some of the characteristic features of the sQGP are strong collective flow and opacity to jets. The collective behavior is observed both as an azimuthal anisotropy of produced particles [6], where the magnitude is described by almost ideal (reversible) hydrodynamics, and as a hardening of p_T spectra for heavier hadrons, such as protons, by radial flow [7]. Jet quenching is observed as a reduction of both high p_T particles [8,9] and also fully reconstructed jets [10]. The interpretation of these sQGP properties requires comparisons with reference measurements like pp and p–A collisions. Recent measurements in high multiplicity pp, p–A and d–A collisions at different energies have revealed strong flow-like effects even in these small systems [11–20]. The origin of these phenomena is debated [21–29] and the data reported here provide further inputs to this discussion.

In a previous work, we reported the evidence of radial flow-like patterns in p–Pb collisions [30]. This effect was found to increase with increasing event multiplicity and to be qualitatively consistent with calculations which incorporate the hydrodynamical evolution of the system. It was also discussed that in small systems, mechanisms like color-reconnection may produce radial flow-like effects. The present paper reports complementary measurements covering the intermediate p_T region (2–10 GeV/c) and the high- p_T region (10–20 GeV/c) exploiting the capabilities of the High Momentum Particle Identification Detector (HMPID) and the Time Projection Chamber (TPC). In this way, high precision measurements are achieved in the intermediate p_T region where cold nuclear matter effects like the Cronin enhancement [31,32] have been reported by previous experiments [33,34], and where the particle ratios, e.g., the proton (kaon) production relative to that of pions, are affected by large final state effects in central Pb–Pb collisions [35]. Particle ratios are expected to be modified by flow, but hydrodynamics is typically expected to be applicable only up to a few GeV/c [36]. At higher p_T , ideas such as parton recombination have been proposed leading to baryon–meson effects [37]. In this way the new dataset complements the lower p_T results.

* E-mail address: alice-publications@cern.ch.

In addition, particle identification at large transverse momenta in p–Pb collisions provides new constraints on the nuclear parton distribution functions (nPDF) which are key inputs in interpreting a large amount of experimental data like d–Au and deep inelastic scattering [38]. Finally, the measurement is also important to study the particle species dependency of the nuclear modification factor (R_{pPb}), to better understand parton energy loss mechanisms in heavy-ion collisions.

In this paper, the charged pion, kaon and (anti)proton R_{pPb} are reported for non-single diffractive (NSD) p–Pb collisions. The pp reference spectra for this measurement were obtained using interpolations of data at different collision energies. The already published p_T spectra for inelastic (INEL) pp collisions at $\sqrt{s} = 7$ TeV [39] were extended up to 20 GeV/c and the results are presented here for the first time. These measurements together with the results for INEL pp collisions at $\sqrt{2} = 2.76$ TeV ($p_T < 20$ GeV/c) [35] were used to determine pp reference spectra at $\sqrt{s} = 5.02$ TeV using the interpolation method described in [40].

The paper is organized as follows. In Sec. 2 the ALICE detector as well as the event and track selections are discussed. The analysis procedures for particle identification using the HMPID and TPC detectors are outlined in Sec. 3 and Sec. 4, respectively. Section 5 presents the results and discussions. Finally, Sec. 6 summarizes the main results.

2. Data sample, event and track selection

The results are obtained using data collected with the ALICE detector during the 2013 p–Pb run at $\sqrt{s_{NN}} = 5.02$ TeV. The detailed description of the ALICE detector can be found in [41] and the performance during run 1 (2009–2013) is described in [42]. Because of the LHC 2-in-1 magnet design, it is impossible to adjust the energy of the proton and lead-ion beams independently. They are 4 TeV per Z which gives different energies due to the different Z/A of the colliding protons and lead ions. The nucleon–nucleon center-of-mass system is moving in the laboratory frame with a rapidity of $y_{NN} = -0.465$ in the direction of the proton beam rapidity. In the following, y_{lab} (η_{lab}) are used to indicate the (pseudo)rapidity in the laboratory reference frame, whereas y (η) denotes the (pseudo)rapidity in the center-of-mass reference system where the Pb beam is assigned positive rapidity.

In the analysis of the p–Pb data, the event selection follows that used in the analysis of inclusive charged particle production [43]. The minimum bias (MB) trigger signal was provided by the V0 counters [44], which contain two arrays of 32 scintillator tiles each covering the full azimuth within $2.8 < \eta_{lab} < 5.1$ (VOA) and $-3.7 < \eta_{lab} < -1.7$ (VOC). The signal amplitude and arrival time collected in each tile were recorded. A coincidence of signals in both VOA and VOC detectors was required to remove contamination from single diffractive and electromagnetic events. In the offline analysis, background events were further suppressed by requiring the arrival time of signals on the neutron Zero Degree Calorimeter A, which is positioned in the Pb-going direction, to be compatible with a nominal p–Pb collision occurring close to the nominal interaction point. The estimated mean number of interactions per bunch crossing was below 1% in the sample chosen for this analysis. Due to the weak correlation between collision geometry and multiplicity, the particle production in p–Pb collisions is studied in event multiplicity classes instead of centralities [45]. The multiplicity classes are defined using the total charge deposited in the VOA detector as in [30], where VOA is positioned in the Pb-going direction. The MB results have been normalized to the total number of NSD events using a trigger and vertex reconstruction efficiency correction which amounts to $3.6\% \pm 3.1\%$ [46]. The multiplicity dependent results have been normalized to the visible

Table 1

Transverse momentum ranges (GeV/c) covered by the individual and combined analyses for pp collisions at $\sqrt{s} = 7$ TeV and p–Pb collisions at $\sqrt{s_{NN}} = 5.02$ TeV.

	Analysis	$\pi^+ + \pi^-$	$K^+ + K^-$	$p + \bar{p}$
pp	Published [39] ^a	0.1–3.0	0.2–6.0	0.3–6.0
	TPC dE/dx rel. rise	2–20	3–20	3–20
p–Pb	Published [30] ^b	0.1–3.0	0.2–2.5	0.3–4.0
	HMPID	1.5–4.0	1.5–4.0	1.5–6.0
	TPC dE/dx rel. rise	2–20	3–20	3–20

^a Included detectors: ITS, TPC, Time-of-Flight (TOF), HMPID. The results also include the kink-topology identification of the weak decays of charged kaons.

^b Included detectors: ITS, TPC, TOF.

(triggered) cross-section correcting for the vertex reconstruction efficiency (this was not done in [30]). This correction is of the order of 5% for the lowest VOA multiplicity class (80–100%) and negligible for the other multiplicity classes ($< 1\%$).

In the $\sqrt{s} = 7$ TeV pp analysis the MB trigger required a hit in the two innermost layers of the Inner Tracking System (ITS), the Silicon Pixel Detector (SPD), or in at least one of the V0 scintillator arrays in coincidence with the arrival of proton bunches from both directions. The offline analysis to eliminate background was done using the time information provided by the V0 detectors in correlation with the number of clusters and tracklets¹ in the SPD.

Tracks are required to be reconstructed in both the ITS and the TPC. Additional track selection criteria are the same as in [47] and based on the number of space points, the quality of the track fit, and the distance of closest approach to the reconstructed collision vertex. Charged tracks where the identity of the particle has changed due to a weak decay, e.g., $K^- \rightarrow \mu^- + \bar{\nu}_\mu$, are identified by the tracking algorithm due to their distinct kink topologies [48] and rejected in this analysis. The remaining contamination is negligible ($\ll 1\%$). In order to have the same kinematic coverage as used in the p–Pb low p_T analysis [30], the tracks were selected in the pseudorapidity interval $-0.5 < \eta < 0$. In addition, for the HMPID analysis it is required that the tracks are propagated and matched to a primary ionization cluster in the Multi-Wire Proportional Chamber (MWPC) gap of the HMPID detector [39,47].

The published results of charged pion, kaon and (anti)proton production at low p_T for pp [39] and p–Pb [30] collisions at $\sqrt{s} = 7$ TeV and $\sqrt{s_{NN}} = 5.02$ TeV, respectively, used different Particle IDentification (PID) detectors and techniques. A summary of the p_T ranges covered by the published analyses and the analyses presented in this paper can be found in Table 1.

In the following, the analysis techniques used to obtain the identified particle p_T spectra in the intermediate and high- p_T ranges using HMPID and TPC will be discussed.

3. HMPID analysis

The HMPID detector [49] is located about 5 m from the beam axis, covering a limited acceptance of $|\eta_{lab}| < 0.5$ and $1.2^\circ < \phi < 58.5^\circ$, that corresponds to $\sim 5\%$ of the TPC geometrical acceptance (2π in azimuthal angle and the pseudo-rapidity interval $|\eta| < 0.9$ [50]) for high p_T tracks. The HMPID analysis uses $\sim 9 \times 10^7$ minimum-bias p–Pb events at $\sqrt{s_{NN}} = 5.02$ TeV. The event and track selection and the analysis technique are similar to those described in [39,47]. It is required that tracks are propagated and matched to a primary ionization cluster in the Multi-Wire Proportional Chamber (MWPC) gap of the HMPID detector. The PID in the HMPID is done by measuring the Cherenkov angle, θ_{Ch} [49]:

¹ Tracklets are pairs of hits from the two layers of the SPD which make a line pointing back to the collision vertex.

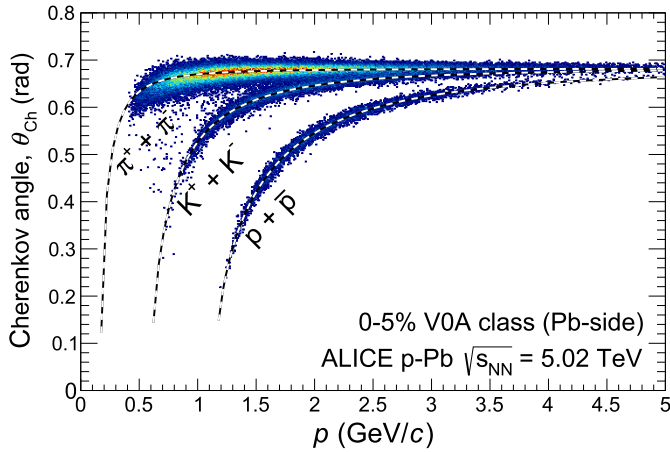


Fig. 1. (Color online.) Cherenkov angle measured in the HMPID as a function of the track momentum in p–Pb collisions at $\sqrt{s_{\text{NN}}} = 5.02$ TeV for the 0–5% V0A multiplicity class (see the text for further details). The dashed lines represent the expected curves calculated using Eq. (1) for each particle species.

$$\cos \theta_{\text{Ch}} = \frac{1}{n\beta} \implies \theta_{\text{Ch}} = \arccos \left(\frac{\sqrt{p^2 + m^2}}{np} \right), \quad (1)$$

where n is the refractive index of the radiator used (liquid C_6F_{14} with $n = 1.29$ at $E_{\text{ph}} = 6.68$ eV and temperature $T = 20^\circ\text{C}$), p and m are the momentum and the mass of the given particle, respectively. The measurement of the single photon θ_{Ch} angle in the HMPID requires the knowledge of the track parameters, which are estimated by the track extrapolation from the central tracking detectors up to the radiator volume, where the Cherenkov photons are emitted. Only one charged particle cluster is associated to each extrapolated track, selected as the closest cluster to the extrapolated track point on the cathode plane. To reject the fake cluster-match associations in the detector, a selection on the distance $d_{(\text{track-MIP})}$ computed on the cathode plane between the track extrapolation point and the reconstructed charged-particle cluster position is applied. The distance has to be less than 5 cm, independent of track momentum. Starting from the photon cluster coordinates on the photocathode, a back-tracking algorithm calculates the corresponding emission angle. The Cherenkov photons are selected by the Hough Transform Method (HTM) [51] that discriminates the signal from the background. For a given track, the Cherenkov angle θ_{Ch} is then computed as the weighted mean of the single photon angles selected by the HTM. Fig. 1 shows the θ_{Ch} as a function of the track momentum. The reconstructed angle distribution for a given momentum interval is fitted by a sum of three Gaussian distributions, corresponding to the signals from pions, kaons, and protons. The fitting is done in two steps. In the first step the initial values of fit parameters are set to the expected values. The mean values, $\langle \theta_{\text{Ch}} \rangle_i$, are obtained from Eq. (1), tuning the refractive index to match the observed Cherenkov angles, and the resolution values are taken from a Monte Carlo simulation of the detector response. After this first step, the p_{T} dependences of the mean and width are fitted with the function given by Eq. (1) and a polynomial one, respectively. In the second step, the fitting is repeated with the yields as the only free parameters, constraining the mean and resolution values to the fitted value. The second iteration is particularly important at high p_{T} where the separation between different species is reduced. Fig. 2 gives examples of fits to the reconstructed Cherenkov angle distributions in two narrow p_{T} intervals for the 0–5% multiplicity class. The raw yields are then corrected by the total reconstruction efficiency given by the convolution of the tracking, PID efficiency, and distance cut correction. The tracking efficiency, convoluted with the geometrical

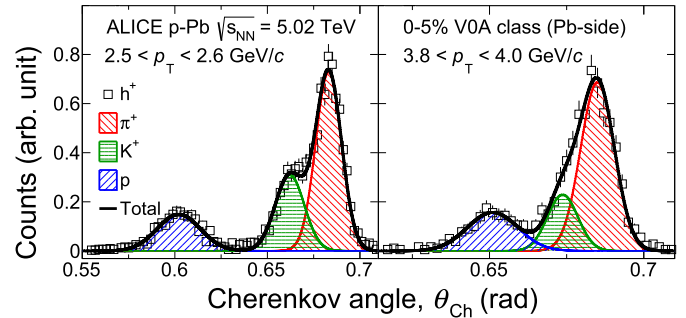


Fig. 2. (Color online.) Distributions of the Cherenkov angle measured in the HMPID for positive tracks having p_{T} between 2.5–2.6 GeV/c (left) and between 3.8–4.0 GeV/c (right), in p–Pb collisions at $\sqrt{s_{\text{NN}}} = 5.02$ TeV for the 0–5% V0A multiplicity class (see the text for further details).

acceptance of the detector, has been evaluated using Monte Carlo simulations. For all three particle species this efficiency increases from $\sim 5\%$ at 1.5 GeV/c up to $\sim 6\%$ at high p_{T} . The PID efficiency is determined by the Cherenkov angle reconstruction efficiency. It has been computed by means of Monte-Carlo simulations and it reaches $\sim 90\%$ for particles with velocity $\beta \sim 1$, with no significant difference between positive and negative tracks. The distance cut correction, defined as the ratio between the number of the tracks that pass the cut on $d_{(\text{track-MIP})}$ and all the tracks in the detector acceptance, has been evaluated from data. It is momentum dependent, and it is equal to $\sim 53\%$ at 1.5 GeV/c, reaches $\sim 70\%$ for particles with velocity $\beta \sim 1$. A small difference between positive and negative tracks is present; negative tracks having a distance correction $\sim 2\%$ lower than the positive ones. This effect is caused by a radial residual misalignment of the HMPID chambers and an imperfect estimation of the energy loss in the material traversed by the track. Tracking efficiency, PID efficiency and distance cut correction do not show variation with the event track multiplicity.

3.1. Systematic uncertainties

The systematic uncertainty on the results of the HMPID analysis has contributions from tracking, PID and tracks association [39, 47]. The uncertainties related to the tracking have been estimated by changing the track selection cuts individually, e.g. the number of crossed readout rows in the TPC and the value of the track's χ^2 normalized to the number of TPC clusters. To estimate the PID contribution, the parameters (mean and resolution) of the fit function used to extract the raw yields were varied by a reasonable quantity, leaving them free in a given range; the range chosen for the mean values is $[\langle \theta_{\text{Ch}} \rangle - \sigma, \langle \theta_{\text{Ch}} \rangle + \sigma]$ and for the resolution $[\sigma - 0.1\sigma, \sigma + 0.1\sigma]$. A variation of 10% of the resolution corresponds to its maximum expected variation when taking into account the different running conditions of the detector during data taking which have an impact on its performance. When the means are changed, the resolution values are fixed to the default value and vice versa. The variation of parameters is done for the three Gaussians (corresponding to the three particle species) simultaneously. In addition, the uncertainty of the association of the track to the charged particle signal is obtained by varying the default value of the distance cut required for the match by ± 1 cm. These contributions do not vary with the collision multiplicity. A summary of the different contributions to the systematic uncertainty for the HMPID p–Pb analysis is shown in Table 2.

4. TPC dE/dx relativistic rise analysis

The relativistic rise regime of the specific energy loss, dE/dx , measured by the TPC allows identification of charged pions, kaons,

Table 2
Main sources of systematic uncertainties for the HMPID p–Pb analysis.

Effect	$\pi^+ + \pi^-$		$K^+ + K^-$		$p + \bar{p}$	
p_T value (GeV/c)	2.5	4	2.5	4	2.5	4
PID	6%	12%	6%	12%	4%	5%
Tracking efficiency	6%		6%		7%	
Distance cut correction	6%	2%	6%	2%	4%	2%

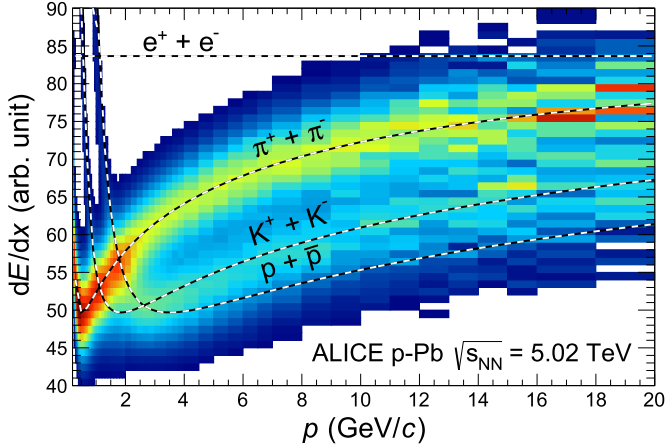


Fig. 3. (Color online.) Specific energy loss, dE/dx , as a function of momentum p in the pseudorapidity range $-0.5 < \eta < -0.375$ for minimum bias p–Pb collisions. In each momentum bin the dE/dx spectra have been normalized to have unit integrals and only bins with more than 2% of the counts are shown (making electrons not visible in the figure, except at very low momentum). The curves show the $\langle dE/dx \rangle$ response for pions, kaons, protons and electrons.

and (anti)protons up to $p_T = 20$ GeV/c. The results presented in this paper were obtained using the method detailed in [47]. In this analysis, around 8×10^7 (4.7×10^7) p–Pb (pp) MB triggered events were used. The event and track selection has already been discussed in Section 2.

As discussed in [47], the dE/dx is calibrated taking into account chamber gain variations, track curvature and diffusion, to obtain a response that essentially only depends on $\beta\gamma$. Inherently, tracks at forward rapidity will have better resolution due to longer integrated track-lengths, so in order to analyze homogeneous samples the analysis is performed in four η intervals. Samples of topologically identified pions (from K_S^0 decays), protons (from Λ decays) and electrons (from γ conversions) were used to parametrize the Bethe–Bloch response, $\langle dE/dx \rangle$ ($\beta\gamma$), and the relative resolution, $\sigma_{dE/dx}$ ($\langle dE/dx \rangle$) [47]. For the p–Pb data, these response functions are found to be slightly multiplicity dependent (the $\langle dE/dx \rangle$ changes by $\sim 0.4\%$ and the sigma by $\sim 2.0\%$). However, a single set of functions is used for all multiplicity intervals, and the dependence is included in the systematic uncertainties. Fig. 3 shows dE/dx as a function of momentum for p–Pb events. The charac-

teristic separation power between particle species in number of standard deviations (S_σ) as a function of p , is shown in Fig. 4 for minimum bias p–Pb collisions. For example, S_σ for pions and kaons is calculated as:

$$S_\sigma = \frac{\left\langle \frac{dE}{dx} \right\rangle_{\pi^+ + \pi^-} - \left\langle \frac{dE}{dx} \right\rangle_{K^+ + K^-}}{0.5 (\sigma_{\pi^+ + \pi^-} + \sigma_{K^+ + K^-})}. \quad (2)$$

The separation in number of standard deviations is the largest (smallest) between pions and protons (kaons and protons) and it is nearly constant at large momenta.

The main part of this analysis is the determination of the relative particle abundances, hereafter called particle fractions, which are defined as the $\pi^+ + \pi^-$, $K^+ + K^-$, $p + \bar{p}$ and $e^+ + e^-$ yields normalized to that for inclusive charged particles. Since the TPC dE/dx signal is Gaussian distributed as illustrated in [47], particle fractions are obtained using four-Gaussian fits to dE/dx distributions in η and p intervals. The parameters (mean and width) of the fits are fixed using the parametrized Bethe–Bloch and resolution curves mentioned earlier. Examples of these fits can be seen in Fig. 5 for two momentum intervals, $3.4 < p < 3.6$ GeV/c and $8 < p < 9$ GeV/c. The particle fractions in a p_T range, are obtained as the weighted average of the contributing p intervals. Since the particle fractions as a function of p_T are found to be independent of η , they are averaged. The particle fractions measured in p–Pb and pp collisions are corrected for relative efficiency differences using DPMJET [52] and PHOJET [53] Monte Carlo (MC) generators, respectively. Furthermore, the relative pion and proton abundances were corrected for the contamination of secondary particles (feed-down), more details of the method can be found in [47].

The invariant yields, $1/(2\pi p_T) d^2N/dydp_T$, are constructed using two components: the corrected particle fractions and the corrected invariant charged particle yields. For the pp analysis at $\sqrt{s} = 7$ TeV, the latter component was taken directly from the published results for inclusive charged particles [40]. However, analogous results for p–Pb data are neither available for neither the kinematic range $-0.5 < y < 0$ nor for the different multiplicity classes [54], they were therefore measured here and the results used to determine the invariant yields.

4.1. Systematic uncertainties

The systematic uncertainties mainly consist of two components: the first is due to the event and track selection, and the second one is due to the PID. The first component was obtained from the analysis of inclusive charged particles [40,54]. For INEL pp collisions at 7 TeV, the systematic uncertainties have been taken from [40]. For p–Pb collisions, there are no measurements in the η interval reported here ($-0.5 < \eta < 0$); however, it has been shown that the systematic uncertainty exhibits a negligible dependence on η and multiplicity [45]. Therefore, the systematic uncertainties reported

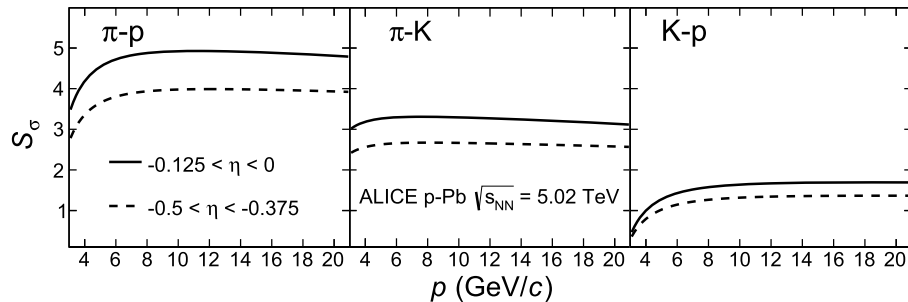


Fig. 4. Separation in number of standard deviations between: pions and protons (left panel), pions and kaons (middle panel), and kaons and protons (right panel). Results for minimum bias p–Pb data and for two specific pseudorapidity intervals are shown. More details can be found in [47].

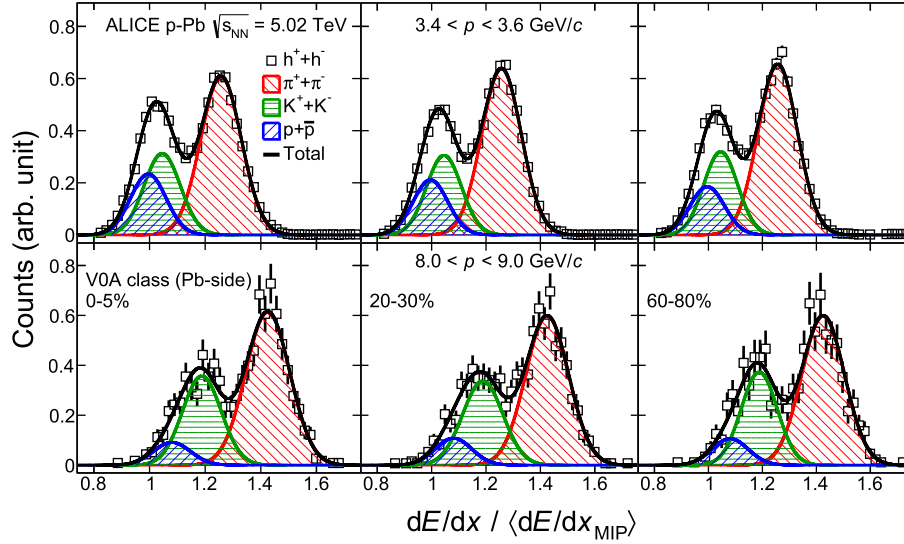


Fig. 5. (Color online.) Four-Gaussian fits (lines) to the dE/dx spectra (markers) for tracks having momentum $3.4 < p < 3.6 \text{ GeV}/c$ (top row) and $8.0 < p < 9.0 \text{ GeV}/c$ (bottom row) within $-0.125 < \eta < 0$. All of the spectra are normalized to have unit integrals. Columns refer to different VOA multiplicity classes. Individual signals of charged pions, kaons, and (anti)protons are shown as red, green, and blue dashed areas, respectively. The contribution of electrons is not visible and is negligible ($< 1\%$).

Table 3
Summary of the systematic uncertainties for the charged pion, kaon, and (anti)proton spectra and for the particle ratios. Note that $K/\pi = (K^+ + K^-)/(\pi^+ + \pi^-)$ and $p/\pi = (p + \bar{p})/(\pi^+ + \pi^-)$.

p_T (GeV/c)	$\pi^+ + \pi^-$		$K^+ + K^-$		$p + \bar{p}$		K/π		p/π		
	2.0	10	3.0	10	3.0	10	3.0	10	3.0	10	
pp collisions											
Uncertainty											
Event and track selection ^a	7.3%		7.3%		7.3%		-		-		
Feed-down correction	0.2%		-		1.2%		0.2%		1.2%		
Efficiency correction	3.2%		3.2%		3.2%		4.5%		4.5%		
Correction for muons	0.3%	0.5%	-		-		0.3%	0.5%	0.3%	0.5%	
Parametrization of Bethe–Bloch and resolution curves	1.8%	1.9%	20%	6.9%	24%	15%	17%	9.0%	17%	19%	
p-Pb collisions											
Uncertainty											
Event and track selection ^a	3.3%	3.6%	3.3%	3.6%	3.3%	3.6%	-		-		
Feed-down correction	$\leq 0.2\%$		-		2.6%	0.7%	$\leq 0.2\%$		2.6%	0.7%	
Efficiency correction	3.2%		3.2%		3.2%		4.5%		4.5%		
Correction for muons ^b	0.3%	0.4%	-		-		0.3%	0.4%	0.3%	0.4%	
Parametrization of Bethe–Bloch and resolution curves											
Multiplicity classes	0–5%	1.7%	1.9%	17%	8.0%	15%	13%	16%	10.4%	12%	11%
	5–10%	1.7%	2.0%	17%	5.6%	16%	12%	18%	7.2%	14%	24%
	10–20%	1.6%	1.9%	16%	7.2%	16%	12%	18%	9.5%	16%	15%
	20–40%	1.6%	2.0%	16%	6.7%	17%	15%	18%	8.0%	17%	18%
	40–60%	1.5%	1.9%	15%	6.5%	17%	12%	18%	8.3%	18%	13%
	60–80%	1.6%	1.8%	16%	6.3%	20%	13%	21%	8.3%	22%	18%
	80–100%	1.4%	1.5%	13%	5.9%	20%	13%	16%	7.3%	23%	21%

^a Common to all species, values taken from [40,54].

^b Found to be multiplicity independent.

in [54] have been assigned to the identified charged hadron p_T spectra for all the VOA multiplicity classes.

The second component was measured following the procedure described in [47], where the largest contribution is attributed to the uncertainties in the parametrization of the Bethe–Bloch and resolution curves used to constrain the fits. The uncertainty is calculated by varying the $\langle dE/dx \rangle$ and $\sigma_{dE/dx}$ in the particle fraction fits (Fig. 5) within the precision of the dE/dx response calibration, $\sim 1\%$ and 5% for $\langle dE/dx \rangle$ and $\sigma_{dE/dx}$, respectively. A small fraction of this uncertainty was found to be multiplicity dependent, it was estimated as done in the previous ALICE publication [30].

A summary of the main systematic uncertainties on the p_T spectra and the particle ratios for p–Pb and pp collisions can be

found in Table 3 for two p_T intervals. For pions, the main contribution is related to event and track selection and the associated common corrections. In the case of kaons and protons the largest uncertainty is attributed to the parametrization of the dE/dx response. For kaons, the uncertainty decreases with p_T and increases with multiplicity while for protons the multiplicity dependence is opposite. This variation mainly reflects the changes in the particle ratios with p_T and multiplicity.

5. Results and discussions

The total systematic uncertainty for all the spectra for a given particle species is factorized for each p_T interval into a multiplic-

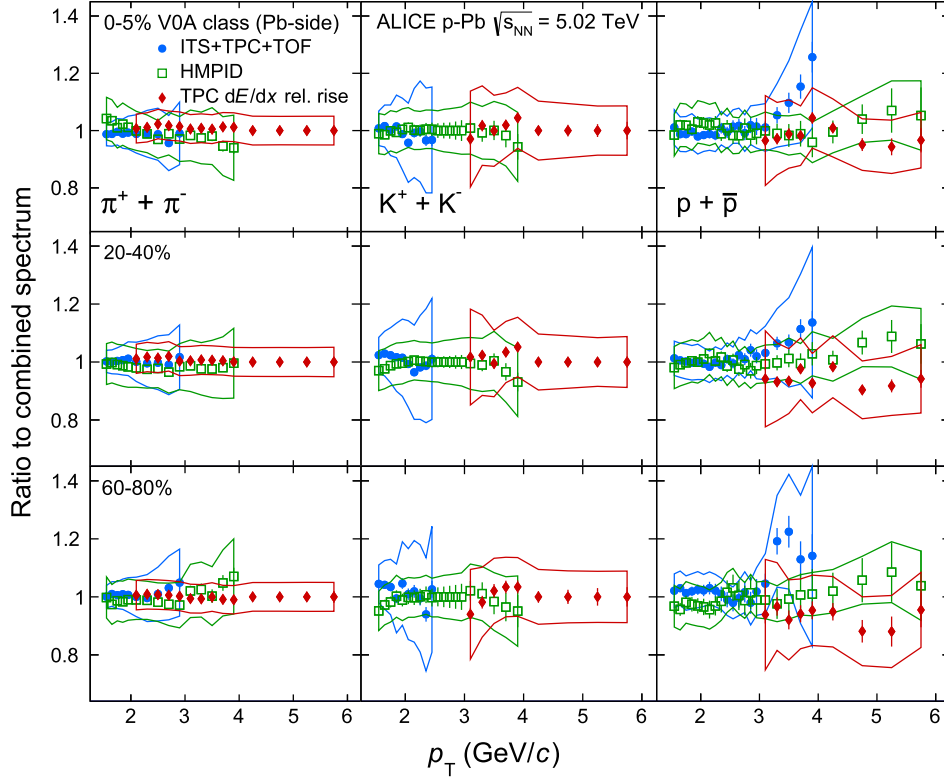


Fig. 6. (Color online.) The ratio of individual spectra to the combined spectrum as a function of p_T for pions (left), kaons (middle), and protons (right). From top-to-bottom the rows show the V0A multiplicity class 0–5%, 20–40% and 60–80%. Statistical and uncorrelated systematic uncertainties are shown as vertical error bars and error bands, respectively. Only the p_T ranges where individual analysis overlap are shown. See the text for further details.

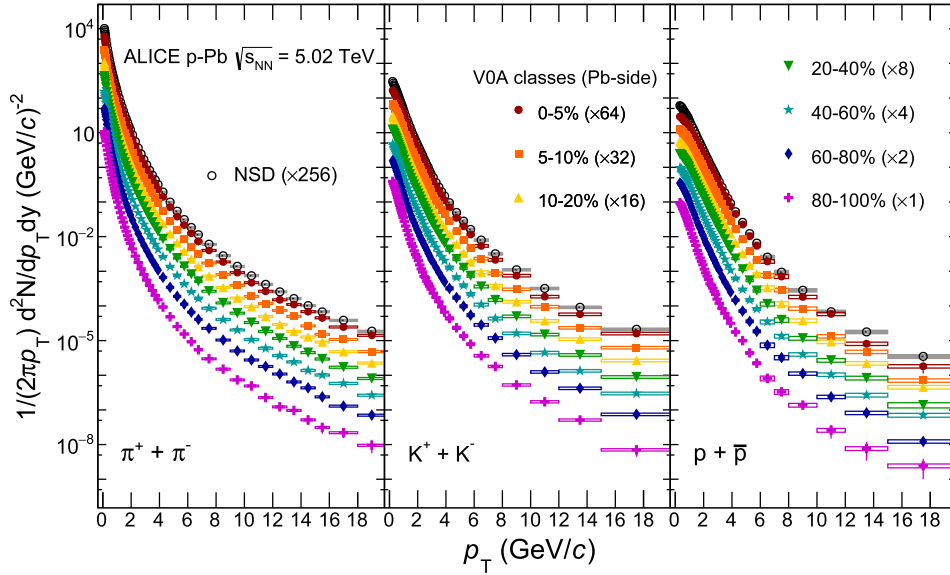


Fig. 7. (Color online.) Transverse momentum spectra of charged pions (left), kaons (middle), and (anti)protons (right) measured in p–Pb collisions at $\sqrt{s_{NN}} = 5.02$ TeV. Statistical and systematic uncertainties are plotted as vertical error bars and boxes, respectively. The spectra (measured for NSD events and for different V0A multiplicity classes) have been scaled by the indicated factors in the legend for better visibility.

ity independent and multiplicity dependent systematic uncertainty. The transverse momentum distributions obtained from the different analyses are combined in the overlapping p_T region using a weighted average. The weight for the combinations was done according to the total systematic uncertainty to obtain the best overall precision. Since the systematic uncertainties due to normalization and tracking are common to all the analyses, they were added directly to the final combined results. The statistical uncertain-

ties are much smaller and therefore neglected in the combination weights. The multiplicity dependent systematic uncertainty for the combined spectra is also propagated using the same weights. For the results shown in this paper the full systematic uncertainty is always used, but the multiplicity correlated and uncorrelated systematic uncertainties are made available at HepData. Fig. 6 shows examples of the comparisons among the individual analyses and the combined p_T spectra, focusing on the overlapping p_T region.

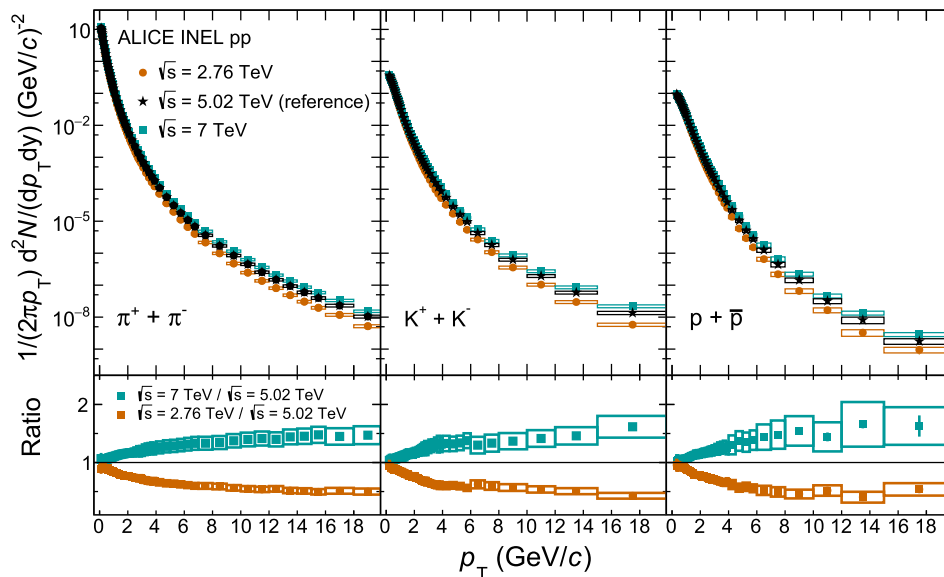


Fig. 8. (Color online.) Transverse momentum spectra of charged pions (left), kaons (middle), and (anti)protons (right) measured in INEL pp collisions at $\sqrt{s} = 2.76$ TeV and at $\sqrt{s} = 7$ TeV. Statistical and systematic uncertainties are plotted as vertical error bars and boxes, respectively. The spectrum at $\sqrt{s} = 5.02$ TeV represents the reference in INEL pp collisions, constructed from measured spectra at $\sqrt{s} = 2.76$ TeV and at $\sqrt{s} = 7$ TeV. See the text for further details. Panels on the bottom show the ratio of the measured yields to the interpolated spectra. Only uncertainties of the interpolated spectra are shown.

Within systematic and statistical uncertainties the new high- p_T results, measured with HMPID and TPC, agree with the published results [30]. Similar agreement is obtained for the p_T spectra in INEL pp collisions at 7 TeV [39].

5.1. Transverse momentum spectra and nuclear modification factor

The combined charged pion, kaon and (anti)proton p_T spectra in p–Pb collisions for different VOA multiplicity classes are shown in Fig. 7. As reported in [30], for p_T below 2–3 GeV/c the spectra behave like in Pb–Pb collisions, i.e., the p_T distributions become harder as the multiplicity increases and the change is most pronounced for protons and lambdas. In heavy-ion collisions this effect is commonly attributed to radial flow. For larger momenta, the spectra follow a power-law shape as expected from perturbative QCD.

In order to quantify any particle species dependence of the nuclear effects in p–Pb collisions, comparisons to reference p_T spectra in pp collisions are needed. In the absence of pp data at $\sqrt{s} = 5.02$ TeV, the reference spectra are obtained by interpolating data measured at $\sqrt{s} = 2.76$ TeV and at $\sqrt{s} = 7$ TeV. The invariant cross section for identified hadron production in INEL pp collisions, $1/(2\pi p_T) d^2\sigma_{pp}^{\text{INEL}}/dydp_T$, is interpolated in each p_T interval, assuming a power law dependence as a function of \sqrt{s} . The method was cross-checked using events simulated by Pythia 8.201 [55], where the difference between the interpolated and the simulated reference was found to be negligible. The maximum relative systematic uncertainty of the spectra at $\sqrt{s} = 2.76$ TeV and at $\sqrt{s} = 7$ TeV has been assigned as a systematic uncertainty to the reference. In the transverse momentum interval $3 < p_T < 10$ GeV/c, the total systematic uncertainties for pions and kaons are below 8.6% and 10%, respectively. While for (anti)protons it is 7.7% and 18% at 3 GeV/c and 10 GeV/c, respectively. The invariant yields are shown in Fig. 8, where the interpolated p_T spectra are compared to those measured in INEL pp collisions at 2.76 TeV and 7 TeV.

The nuclear modification factor is then constructed as:

$$R_{pPb} = \frac{d^2 N_{pPb}/dydp_T}{\langle T_{pPb} \rangle d^2 \sigma_{pp}^{\text{INEL}}/dydp_T} \quad (3)$$

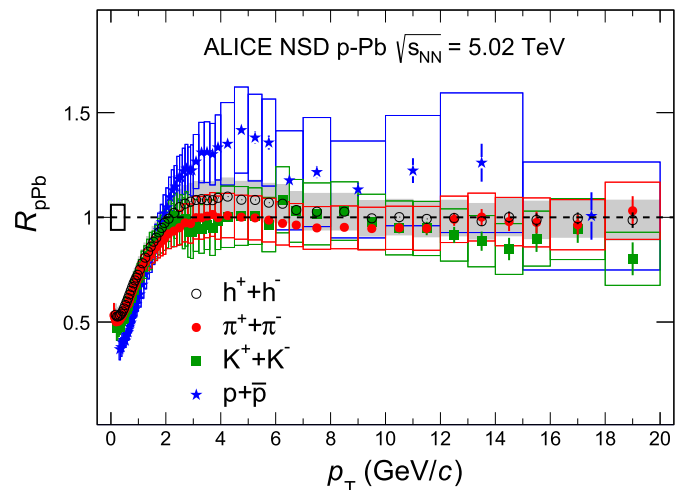


Fig. 9. (Color online.) The nuclear modification factor R_{pPb} as a function of transverse momentum p_T for different particle species. The statistical and systematic uncertainties are shown as vertical error bars and boxes, respectively. The total normalization uncertainty is indicated by a vertical scale of the empty box at $p_T = 0$ GeV/c and $R_{pPb} = 1$. The result for inclusive charged hadrons [54] is also shown.

where, for minimum bias (NSD) p–Pb collisions the average nuclear overlap function, $\langle T_{pPb} \rangle$, is $0.0983 \pm 0.0035 \text{ mb}^{-1}$ [43]. In absence of nuclear effects the R_{pPb} is expected to be one.

Fig. 9 shows the identified hadron R_{pPb} compared to that for inclusive charged particles (h^\pm) [54] in NSD p–Pb events. At high p_T (> 10 GeV/c), all nuclear modification factors are consistent with unity within systematic and statistical uncertainties. Around 4 GeV/c, where a prominent Cronin enhancement has been seen at lower energies [33,34], the unidentified charged hadron R_{pPb} is above unity, albeit barely significant within systematic uncertainties [54]. Remarkably, the (anti)proton enhancement is ~ 3 times larger than that for charged particles, while for charged pions and kaons the enhancement is below that of charged particles. The STAR and PHENIX Collaborations have observed a similar pattern at RHIC, where the nuclear modification factor for MB d–Au col-

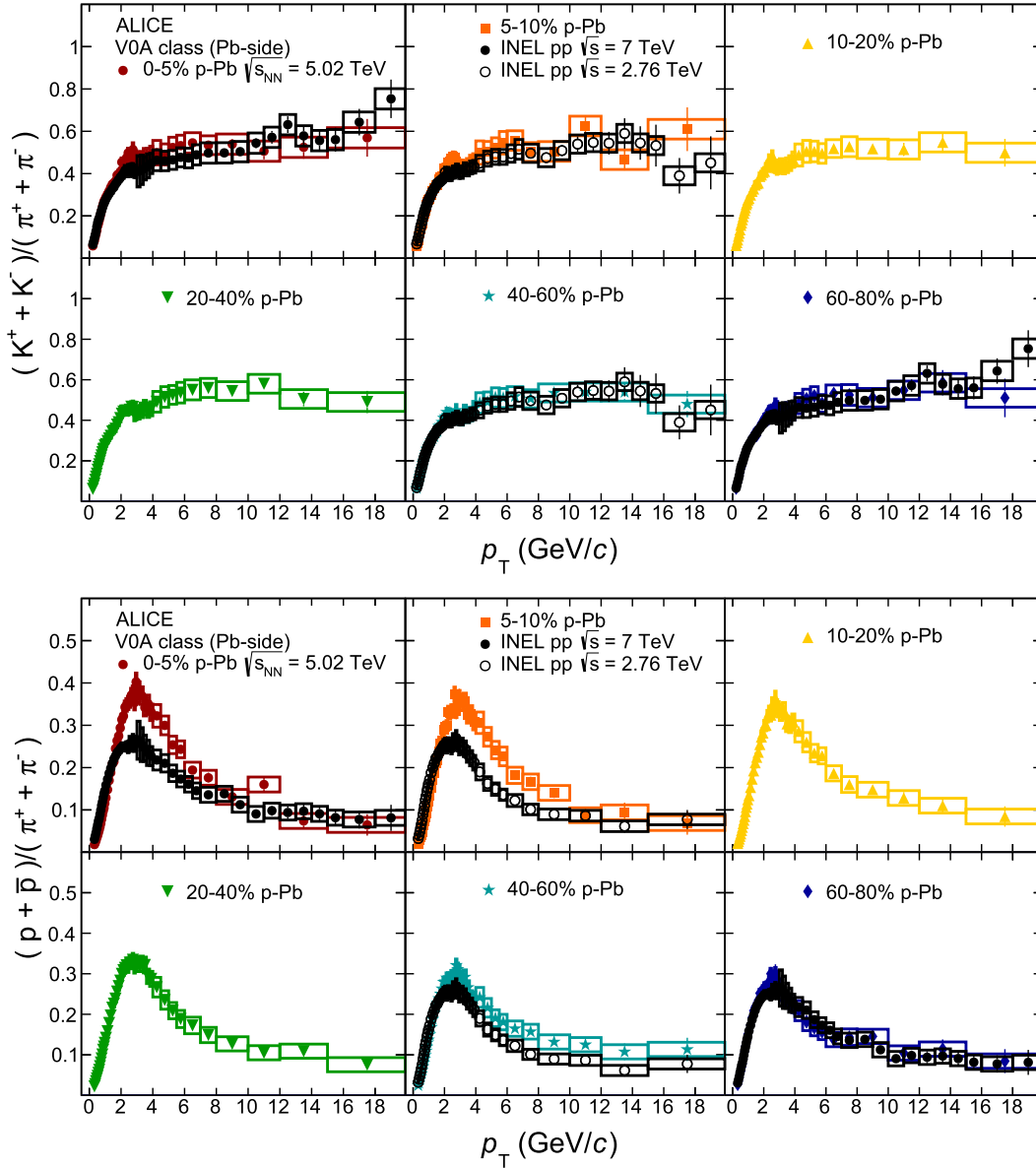


Fig. 10. (Color online.) Kaon-to-pion (upper panel) and proton-to-pion (bottom panel) ratios as a function of p_T for different VOA multiplicity classes. Results for p–Pb collisions (full markers) are compared to the ratios measured in INEL pp collisions at 2.76 TeV [35] (empty circles) and at 7 TeV [39] (full circles). The statistical and systematic uncertainties are plotted as vertical error bars and boxes, respectively.

lisions, R_{dAu} , in the range $2 < p_T < 5$ GeV/c, is 1.24 ± 0.13 and 1.49 ± 0.17 for charged pions and (anti)protons, respectively [20].

An enhancement of protons in the same p_T range is also observed in heavy-ion collisions [35,47], where it commonly is interpreted as radial-flow and has a strong centrality dependence. In the next section, we study the multiplicity dependence of the invariant yield ratios to see whether protons are more enhanced as a function of multiplicity than pions.

5.2. Transverse momentum and multiplicity dependence of particle ratios

The kaon-to-pion and the proton-to-pion ratios as a function of p_T for different VOA multiplicity classes are shown in Fig. 10. The results for p–Pb collisions are compared to those measured for INEL pp collisions at 2.76 TeV [35] and at 7 TeV [39]. Within systematic and statistical uncertainties, the p_T differential kaon-to-pion ratios do not show any multiplicity dependence. In fact, the

results are similar to those for INEL pp collisions at both energies. The p_T differential proton-to-pion ratios show a clear multiplicity evolution at low and intermediate p_T (< 10 GeV/c). This multiplicity evolution is qualitatively similar to the centrality evolution observed in Pb–Pb collisions [35,47].

It is worth noting that the average multiplicities at mid-rapidity for peripheral Pb–Pb collisions (60–80%) and high multiplicity p–Pb collisions (0–5% VOA multiplicity class) are very similar, $\langle dN_{ch}/d\eta \rangle \sim 50$. Even if the physical mechanisms for particle production could be different, it seems interesting to compare these systems with similar underlying activity as done in Fig. 11, where INEL $\sqrt{s} = 7$ TeV pp results are included as an approximate baseline. Within systematic and statistical uncertainties, the kaon-to-pion ratios are the same for all systems. On the other hand, the proton-to-pion ratios exhibit similar flow-like features for the p–Pb and Pb–Pb systems, namely, the ratios are below the pp baseline for $p_T < 1$ GeV/c and above for $p_T > 1.5$ GeV/c. Quantitative differences are observed between p–Pb and Pb–Pb results, but they

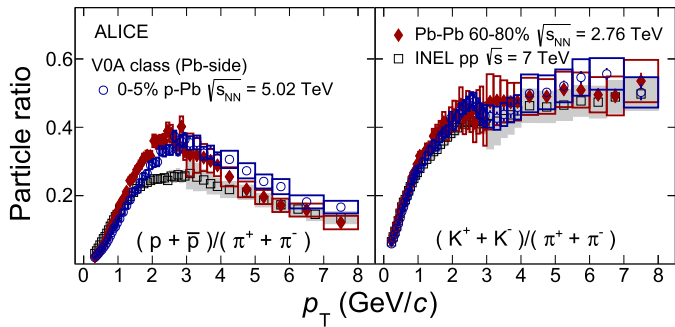


Fig. 11. (Color online.) Particle ratios as a function of transverse momentum. Three different colliding systems are compared, pp (open squares), 0–5% p–Pb (open circles) and 60–80% Pb–Pb (full diamonds) collisions at $\sqrt{s_{NN}} = 7$ TeV, 5.02 TeV and 2.76 TeV, respectively.

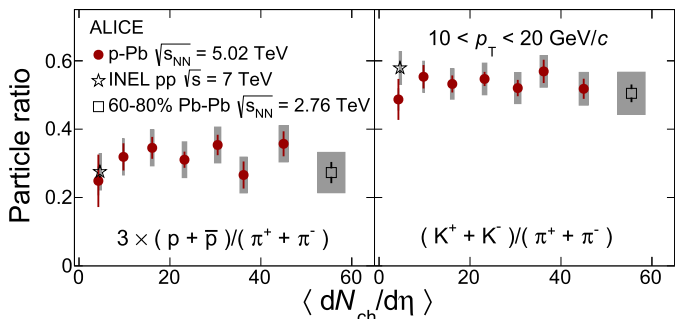


Fig. 12. (Color online.) Particle ratios as a function of $\langle dN_{ch}/d\eta \rangle$ in each VOA multiplicity class (see [30] for more details). Three different colliding systems are compared: pp, p–Pb and peripheral Pb–Pb collisions.

can be attributed to the differences in the initial state overlap geometry and the beam energy.

The results for the particle ratios suggest that the modification of the (anti)proton spectral shape going from pp to p–Pb collisions could play the dominant role in the Cronin enhancement observed for inclusive charged particle R_{pPb} at LHC energies. To confirm this picture one would have to study the nuclear modification factor as a function of multiplicity as we did in [45], where, the possible biases in the evaluation of the multiplicity-dependent average nuclear overlap function $\langle T_{pPb} \rangle$ were discussed. These results will become available in the future.

In Fig. 12 we compare the particle ratios at high p_T ($10 < p_T < 20$ GeV/c) measured in INEL $\sqrt{s} = 7$ TeV pp collisions, peripheral Pb–Pb collisions and the multiplicity dependent results in p–Pb collisions. Within statistical and systematic uncertainties, the ratios do not show any evolution with multiplicity. Moreover, since it has been already reported that in Pb–Pb collisions they are centrality independent [47] we conclude that they are system-size independent.

The strong similarity of particle ratios as a function of multiplicity in p–Pb and centrality in Pb–Pb collisions in the low, intermediate, and high- p_T regions is striking. In general, the results for p–Pb collisions appear to raise questions about the long standing ideas of specific physics models for small and large systems [56]. For example, in the low p_T publication [30], hydrodynamic inspired fits gave higher transverse expansion velocities ($\langle \beta_T \rangle$) for p–Pb than for Pb–Pb collisions. Hydrodynamics, which successfully describes many features of heavy-ion collisions, has been applied to small systems and can explain this effect [21], but care needs to be taken since its applicability to small systems is still under debate [56]. On the other hand, models like color reconnection, where the soft and hard components are allowed to interact, pro-

duce this kind of effects in pp collisions [29,57]. Even more, the hard collisions which could be enhanced via the multiplicity selection in small systems, also contribute to increase $\langle \beta_T \rangle$ [58]. In general, color reconnection effects in p–Pb and Pb–Pb collisions are under investigation and models for the effect of strong color fields in small systems are in general under development [59]. Finally, it has been proposed that in d–Au collisions the recombination of soft and shower partons in the final state could explain the behavior of the nuclear modification factor at intermediate p_T [32]. The CMS Collaboration has found that the second-order (v_2) and the third-order (v_3) anisotropy harmonics measured for K_S^0 and Λ show constituent quark scaling in p–Pb collisions [60].

6. Conclusions

We have reported on the charged pion, kaon and (anti)proton production up to large transverse momenta ($p_T \leq 20$ GeV/c) in p–Pb collisions at $\sqrt{s_{NN}} = 5.02$ TeV. The p_T spectra in $\sqrt{s} = 7$ TeV pp collisions were also measured up to 20 GeV/c to allow the determination of the $\sqrt{s} = 5.02$ TeV pp reference cross section using the existing data at 2.76 TeV and at 7 TeV.

At intermediate p_T ($2 < p_T < 10$ GeV/c), the (anti)proton R_{pPb} for non-single diffractive p–Pb collisions was found to be significantly larger than those for pions and kaons, in particular in the region where the Cronin peak was observed by experiments at lower energies. Hence, the modest enhancement which we already reported for unidentified charged particles can be attributed to the modification of the proton spectral shape going from pp to p–Pb collisions. At high p_T the nuclear modification factors for charged pions, kaons and (anti)protons are consistent with unity within systematic and statistical uncertainties.

The enhancement of protons with respect to pions at intermediate p_T shows a strong multiplicity dependence. This behavior is not observed for the kaon-to-pion ratio. At high transverse momenta ($10 < p_T < 20$ GeV/c) the p_T integrated particle ratios are system-size independent for pp, p–Pb and Pb–Pb collisions. For a similar multiplicity at mid-rapidity, the p_T -differential particle ratios are alike for p–Pb and Pb–Pb collisions over the broad p_T range reported in this paper.

Acknowledgements

The ALICE Collaboration would like to thank all its engineers and technicians for their invaluable contributions to the construction of performance of the LHC complex. The ALICE Collaboration gratefully acknowledges the resources and support provided by all Grid centres and the Worldwide LHC Computing Grid (WLCG) collaboration. The ALICE Collaboration acknowledges the following funding agencies for their support in building and running the ALICE detector: State Committee of Science, World Federation of Scientists (WFS) and Swiss Fonds Kidagan, Armenia; Conselho Nacional de Desenvolvimento Científico e Tecnológico (CNPq), Financiadora de Estudos e Projetos (FINEP), Fundação de Amparo à Pesquisa do Estado de São Paulo (FAPESP); National Natural Science Foundation of China (NSFC), the Ministry of Education of the People’s Republic of China (CMOE) and the Ministry of Science and Technology of the People’s Republic of China (MSTC); Ministry of Education, Youth and Sports of the Czech Republic; Danish Natural Science Research Council, the Carlsberg Foundation and the Danish National Research Foundation; The European Research Council under the European Community’s Seventh Framework Programme; Helsinki Institute of Physics and the Academy of Finland; French CNRS–IN2P3, the ‘Region Pays de Loire’, ‘Region Alsace’, ‘Region Auvergne’ and CEA, France; German Bundesministerium für Bildung, Wissenschaft, Forschung und Tech-

nologie (BMBF) and the Helmholtz Association; General Secretariat for Research and Technology, Ministry of Development, Greece; National Research, Development and Innovation Office (NKFIH), Hungary; Department of Atomic Energy, Government of India and Department of Science and Technology of the Government of India; Istituto Nazionale di Fisica Nucleare (INFN) and Centro Fermi – Museo Storico della Fisica e Centro Studi e Ricerche “Enrico Fermi”, Italy; Japan Society for the Promotion of Science (JSPS) KAKENHI and MEXT, Japan; Joint Institute for Nuclear Research, Dubna; National Research Foundation of Korea (NRF); Consejo Nacional de Ciencia y Tecnología (CONACYT), Dirección General de Asuntos del Personal Académico (DGAPA), México, Amérique Latine Formation académique – European Commission (ALFA-EC) and the EPLANET Program (European Particle Physics Latin American Network); Stichting voor Fundamenteel Onderzoek der Materie (FOM) and the Nederlandse Organisatie voor Wetenschappelijk Onderzoek (NWO), Netherlands; Research Council of Norway (NFR); National Science Centre, Poland; Ministry of National Education/Institute for Atomic Physics and National Council of Scientific Research in Higher Education (CNCSI-UEFISCDI), Romania; Ministry of Education and Science of the Russian Federation, Russian Academy of Sciences, Russian Federal Agency of Atomic Energy, Russian Federal Agency for Science and Innovation and the Russian Foundation for Basic Research; Ministry of Education of Slovakia; Department of Science and Technology, Republic of South Africa; Centro de Investigaciones Energéticas, Medioambientales y Tecnológicas (CIEMAT), E-Infrastructure shared between Europe and Latin America (EELA), Ministerio de Economía y Competitividad (MINECO) of Spain, Xunta de Galicia (Consellería de Educación), Centro de Aplicaciones Tecnológicas y Desarrollo Nuclear (CEADEN), Cubaenergía, Cuba, and IAEA (International Atomic Energy Agency); Swedish Research Council (VR) and Knut and Alice Wallenberg Foundation (KAW); Ministry of Education and Science of Ukraine; United Kingdom Science and Technology Facilities Council (STFC); The U.S. Department of Energy, the United States National Science Foundation, the State of Texas, and the State of Ohio; Ministry of Science, Education and Sports of Croatia and Unity through Knowledge Fund, Croatia; Council of Scientific and Industrial Research (CSIR), New Delhi, India; Pontificia Universidad Católica del Perú.

References

- [1] STAR Collaboration, J. Adams, et al., Experimental and theoretical challenges in the search for the quark gluon plasma: the STAR Collaboration’s critical assessment of the evidence from RHIC collisions, *Nucl. Phys. A* 757 (2005) 102–183, arXiv:nucl-ex/0501009.
- [2] PHENIX Collaboration, K. Adcox, et al., Formation of dense partonic matter in relativistic nucleus–nucleus collisions at RHIC: experimental evaluation by the PHENIX collaboration, *Nucl. Phys. A* 757 (2005) 184–283, arXiv:nucl-ex/0410003.
- [3] BRAHMS Collaboration, I. Arsene, et al., Quark gluon plasma and color glass condensate at RHIC? The perspective from the BRAHMS experiment, *Nucl. Phys. A* 757 (2005) 1–27, arXiv:nucl-ex/0410020.
- [4] PHOBOS Collaboration, B.B. Back, et al., The PHOBOS perspective on discoveries at RHIC, *Nucl. Phys. A* 757 (2005) 28–101, arXiv:nucl-ex/0410022.
- [5] ALICE Collaboration, J. Schukraft, Heavy Ion physics with the ALICE experiment at the CERN LHC, *Philos. Trans. R. Soc. Lond. A* 370 (2012) 917–932, arXiv:1109.4291 [hep-ex].
- [6] ALICE Collaboration, K. Aamodt, et al., Higher harmonic anisotropic flow measurements of charged particles in Pb–Pb collisions at $\sqrt{s_{NN}} = 2.76$ TeV, *Phys. Rev. Lett.* 107 (2011) 032301, arXiv:1105.3865 [nucl-ex].
- [7] ALICE Collaboration, B. Abelev, et al., Pion, kaon, and proton production in central Pb–Pb collisions at $\sqrt{s_{NN}} = 2.76$ TeV, *Phys. Rev. Lett.* 109 (2012) 252301, arXiv:1208.1974 [hep-ex].
- [8] ALICE Collaboration, B. Abelev, et al., Centrality dependence of charged particle production at large transverse momentum in Pb–Pb collisions at $\sqrt{s_{NN}} = 2.76$ TeV, *Phys. Lett. B* 720 (2013) 52–62, arXiv:1208.2711 [hep-ex].
- [9] CMS Collaboration, S. Chatrchyan, et al., Study of high- p_T charged particle suppression in PbPb compared to pp collisions at $\sqrt{s_{NN}} = 2.76$ TeV, *Eur. Phys. J. C* 72 (2012) 1945, arXiv:1202.2554 [nucl-ex].
- [10] ALICE Collaboration, B. Abelev, et al., Measurement of charged jet suppression in Pb–Pb collisions at $\sqrt{s_{NN}} = 2.76$ TeV, *J. High Energy Phys.* 03 (2014) 013, arXiv:1311.0633 [nucl-ex].
- [11] ALICE Collaboration, B. Abelev, et al., Transverse sphericity of primary charged particles in minimum bias proton–proton collisions at $\sqrt{s} = 0.9, 2.76$ and 7 TeV, *Eur. Phys. J. C* 72 (2012) 2124, arXiv:1205.3963 [hep-ex].
- [12] CMS Collaboration, S. Chatrchyan, et al., Study of the production of charged pions, kaons, and protons in p–Pb collisions at $\sqrt{s_{NN}} = 5.02$ TeV, *Eur. Phys. J. C* 74 (6) (2014) 2847, arXiv:1307.3442 [hep-ex].
- [13] CMS Collaboration, V. Khachatryan, et al., Observation of long-range near-side angular correlations in proton–proton collisions at the LHC, *J. High Energy Phys.* 1009 (2010) 091, arXiv:1009.4122 [hep-ex].
- [14] CMS Collaboration, S. Chatrchyan, et al., Observation of long-range near-side angular correlations in proton–lead collisions at the LHC, *Phys. Lett. B* 718 (2013) 795–814, arXiv:1210.5482 [nucl-ex].
- [15] ALICE Collaboration, B. Abelev, et al., Long-range angular correlations on the near and away side in p–Pb collisions at $\sqrt{s_{NN}} = 5.02$ TeV, *Phys. Lett. B* 719 (2013) 29–41, arXiv:1212.2001 [nucl-ex].
- [16] ATLAS Collaboration, G. Aad, et al., Observation of associated near-side and away-side long-range correlations in $\sqrt{s_{NN}} = 5.02$ TeV proton–lead collisions with the ATLAS detector, *Phys. Rev. Lett.* 110 (18) (2013) 182302, arXiv:1212.5198 [hep-ex].
- [17] ATLAS Collaboration, G. Aad, et al., Measurement with the ATLAS detector of multi-particle azimuthal correlations in p–Pb collisions at $\sqrt{s_{NN}} = 5.02$ TeV, *Phys. Lett. B* 725 (2013) 60–78, arXiv:1303.2084 [hep-ex].
- [18] CMS Collaboration, S. Chatrchyan, et al., Multiplicity and transverse momentum dependence of two- and four-particle correlations in p–Pb and Pb–Pb collisions, *Phys. Lett. B* 724 (2013) 213–240, arXiv:1305.0609 [nucl-ex].
- [19] PHENIX Collaboration, A. Adare, S. Afanasiev, et al., Spectra and ratios of identified particles in Au + Au and d + Au collisions at $\sqrt{s_{NN}} = 200$ GeV, *Phys. Rev. C* 88 (Aug. 2013) 024906, <http://link.aps.org/doi/10.1103/PhysRevC.88.024906>.
- [20] STAR Collaboration, J. Adams, et al., Identified hadron spectra at large transverse momentum in p + p and d + Au collisions at 200 GeV, *Phys. Lett. B* 637 (2006) 161–169, arXiv:nucl-ex/0601033.
- [21] E. Shuryak, I. Zahed, High-multiplicity pp and pA collisions: hydrodynamics at its edge, *Phys. Rev. C* 88 (4) (2013) 044915, arXiv:1301.4470 [hep-ph].
- [22] K. Werner, M. Bleicher, B. Guoit, I. Karpenko, T. Pierog, Evidence for flow from hydrodynamic simulations of p–Pb collisions at 5.02 TeV from v_2 mass splitting, *Phys. Rev. Lett.* 112 (23) (2014) 232301, arXiv:1307.4379 [nucl-th].
- [23] P. Bozek, W. Broniowski, G. Torrieri, Mass hierarchy in identified particle distributions in proton–lead collisions, *Phys. Rev. Lett.* 111 (2013) 172303, arXiv:1307.5060 [nucl-th].
- [24] A. Dumitru, K. Dusling, F. Gelis, J. Jalilian-Marian, T. Lappi, et al., The Ridge in proton–proton collisions at the LHC, *Phys. Lett. B* 697 (2011) 21–25.
- [25] B. Schenke, S. Schlichting, R. Venugopalan, Azimuthal anisotropies in p–Pb collisions from classical Yang–Mills dynamics, *Phys. Lett. B* 747 (2015) 76–82, arXiv:1502.01331 [hep-ph].
- [26] G.-L. Ma, A. Bzdak, Long-range azimuthal correlations in proton–proton and proton–nucleus collisions from the incoherent scattering of partons, *Phys. Lett. B* 739 (2014) 209–213, arXiv:1404.4129 [hep-ph].
- [27] T. Sjöstrand, S. Mrenna, P.Z. Skands, A brief introduction to PYTHIA 8.1, *Comput. Phys. Commun.* 178 (2008) 852–867.
- [28] R. Corke, T. Sjöstrand, Interleaved parton showers and tuning prospects, *J. High Energy Phys.* 03 (2011) 032, arXiv:1011.1759 [hep-ph].
- [29] A. Ortiz, P. Christiansen, E. Cuautle, I.A. Maldonado, G. Paić, Color reconnection and flowlike patterns in pp collisions, *Phys. Rev. Lett.* 111 (Jul 2013) 042001, <http://link.aps.org/doi/10.1103/PhysRevLett.111.042001>.
- [30] ALICE Collaboration, B.B. Abelev, et al., Multiplicity dependence of pion, kaon, proton and lambda production in p–Pb collisions at $\sqrt{s_{NN}} = 5.02$ TeV, *Phys. Lett. B* 728 (2014) 25–38, arXiv:1307.6796 [nucl-ex].
- [31] B. Kopeliovich, J. Nemchik, A. Schafer, A. Tarasov, Cronin effect in hadron production off nuclei, *Phys. Rev. Lett.* 88 (2002) 232303, arXiv:hep-ph/0201010.
- [32] R.C. Hwa, C.B. Yang, Final state interaction as the origin of the Cronin effect, *Phys. Rev. Lett.* 93 (2004) 082302, arXiv:nucl-th/0403001.
- [33] J.W. Cronin, H.J. Frisch, M.J. Shochet, J.P. Boymond, P.A. Piroué, R.L. Sumner, Production of hadrons with large transverse momentum at 200–GeV and 300–GeV, *Phys. Rev. Lett.* 31 (Dec 1973) 1426–1429.
- [34] J.W. Cronin, H.J. Frisch, M.J. Shochet, J.P. Boymond, P.A. Piroué, R.L. Sumner, Production of hadrons at large transverse momentum at 200, 300, and 400 GeV, *Phys. Rev. D* 11 (Jun. 1975) 3105–3123, <http://dx.doi.org/10.1103/PhysRevD.11.3105>.
- [35] ALICE Collaboration, B.B. Abelev, et al., Production of charged pions, kaons and protons at large transverse momenta in pp and Pb–Pb collisions at $\sqrt{s_{NN}} = 2.76$ TeV, *Phys. Lett. B* 736 (2014) 196–207, arXiv:1401.1250 [nucl-ex].
- [36] P. Huovinen, P.F. Kolb, U.W. Heinz, P.V. Ruuskanen, S.A. Voloshin, Radial and elliptic flow at RHIC: further predictions, *Phys. Lett. B* 503 (2001) 58–64, arXiv:hep-ph/0101136.
- [37] K.P. Das, R.C. Hwa, Quark–anti-quark recombination in the fragmentation region, *Phys. Lett. B* 68 (1977) 459, *Phys. Lett. B* 73 (1978) 504, Erratum.

- [38] N. Armesto, H. Paukkunen, J.M. Penín, C.A. Salgado, P. Zurita, An analysis of the impact of LHC Run I proton-lead data on nuclear parton densities, *Eur. Phys. J. C* 76 (4) (2016) 218, arXiv:1512.01528 [hep-ph].
- [39] ALICE Collaboration, J. Adam, et al., Measurement of pion, kaon and proton production in proton–proton collisions at $\sqrt{s} = 7$ TeV, *Eur. Phys. J. C* 75 (5) (2015) 226, arXiv:1504.00024 [nucl-ex].
- [40] ALICE Collaboration, B.B. Abelev, et al., Energy dependence of the transverse momentum distributions of charged particles in pp collisions measured by ALICE, *Eur. Phys. J. C* 73 (12) (2013) 2662, arXiv:1307.1093 [nucl-ex].
- [41] ALICE Collaboration, K. Aamodt, et al., The ALICE experiment at the CERN LHC, *J. Instrum.* 3 (2008) S08002.
- [42] ALICE Collaboration, B.B. Abelev, et al., Performance of the ALICE experiment at the CERN LHC, *Int. J. Mod. Phys. A* 29 (2014) 1430044, arXiv:1402.4476 [nucl-ex].
- [43] ALICE Collaboration, B. Abelev, et al., Transverse momentum distribution and nuclear modification factor of charged particles in p–Pb collisions at $\sqrt{s_{NN}} = 5.02$ TeV, *Phys. Rev. Lett.* 110 (8) (2013) 082302, arXiv:1210.4520 [nucl-ex].
- [44] ALICE Collaboration, K. Aamodt, et al., Performance of the ALICE VZERO system, *J. Inst.* 8 (10) (2013) P10016, <http://stacks.iop.org/1748-0221/8/i=10/a=P10016>.
- [45] ALICE Collaboration, J. Adam, et al., Centrality dependence of particle production in p–Pb collisions at $\sqrt{s_{NN}} = 5.02$ TeV, *Phys. Rev. C* 91 (6) (2015) 064905, arXiv:1412.6828 [nucl-ex].
- [46] ALICE Collaboration, B. Abelev, et al., Pseudorapidity density of charged particles in p + Pb collisions at $\sqrt{s_{NN}} = 5.02$ TeV, *Phys. Rev. Lett.* 110 (3) (2013) 032301, arXiv:1210.3615 [nucl-ex].
- [47] ALICE Collaboration, J. Adam, et al., Centrality dependence of the nuclear modification factor of charged pions, kaons, and protons in Pb–Pb collisions at $\sqrt{s_{NN}} = 2.76$ TeV, *Phys. Rev. C* 93 (3) (2016) 034913, arXiv:1506.07287 [nucl-ex].
- [48] ALICE Collaboration, K. Aamodt, et al., Production of pions, kaons and protons in pp collisions at $\sqrt{s} = 900$ GeV with ALICE at the LHC, *Eur. Phys. J. C* 71 (2011) 1655, arXiv:1101.4110 [hep-ex].
- [49] ALICE Collaboration, F. Piuze, W. Klempt, L. Leistam, J. De Groot, J. Schukraft, ALICE high-momentum particle identification: technical design report, Technical Design Report ALICE CERN, Geneva, 1998, <https://cds.cern.ch/record/381431>.
- [50] ALICE Collaboration, J. Alme, Y. Andres, et al., The (ALICE) tpc, a large 3-dimensional tracking device with fast readout for ultra-high multiplicity events, *Nucl. Instrum. Methods Phys. Res., Sect. A, Accel. Spectrom. Detect. Assoc. Equip.* 622 (1) (2010) 316–367, <http://www.sciencedirect.com/science/article/pii/S0168900210008910>.
- [51] ALICE Collaboration, D. Di Bari, The pattern recognition method for the CsI-RICH detector in ALICE, *Nucl. Instrum. Methods A* 502 (2003) 300–304.
- [52] S. Roesler, R. Engel, J. Ranft, The Monte Carlo event generator DPMJET-III, in: *Advanced Monte Carlo for Radiation Physics, Particle Transport Simulation and Applications. Proceedings, Conference, MC2000, October 23–26, 2000, Lisbon, Portugal, 2000*, pp. 1033–1038, arXiv:hep-ph/0012252, <http://www-public.slac.stanford.edu/sciDoc/docMeta.aspx?slacPubNumber=SLAC-PUB-8740>, 2000.
- [53] R. Engel, Photoproduction within the two-component Dual Parton Model: amplitudes and cross sections, *Z. Phys. C* 66 (1995) 203–214.
- [54] ALICE Collaboration, B.B. Abelev, et al., Transverse momentum dependence of inclusive primary charged-particle production in p–Pb collisions at $\sqrt{s_{NN}} = 5.02$ TeV, *Eur. Phys. J. C* 74 (9) (2014) 3054, arXiv:1405.2737 [nucl-ex].
- [55] T. Sjöstrand, S. Ask, J.R. Christiansen, R. Corke, N. Desai, et al., An introduction to PYTHIA 8.2, *Comput. Phys. Commun.* 191 (2015) 159–177, arXiv:1410.3012 [hep-ph].
- [56] F. Antinori, et al., Thoughts on opportunities from high-energy nuclear collisions, arXiv:1409.2981 [hep-ph].
- [57] C. Bierlich, J.R. Christiansen, Effects of colour reconnection on hadron flavour observables, arXiv:1507.02091 [hep-ph].
- [58] A. Ortiz, E. Cuautele, G. Pačić, Mid-rapidity charged hadron transverse sphericity in pp collisions simulated with pythia, *Nucl. Phys. A* 941 (2015) 78–86, <http://www.sciencedirect.com/science/article/pii/S0375947415001311>.
- [59] C. Bierlich, G. Gustafson, L. Lönnblad, A. Tarasov, Effects of overlapping strings in pp collisions, *J. High Energy Phys.* 1503 (2015) 148, arXiv:1412.6259 [hep-ph].
- [60] CMS Collaboration, V. Khachatryan, et al., Long-range two-particle correlations of strange hadrons with charged particles in pPb and PbPb collisions at LHC energies, *Phys. Lett. B* 742 (2015) 200–224, arXiv:1409.3392 [nucl-ex].

ALICE Collaboration

J. Adam⁴⁰, D. Adamová⁸⁴, M.M. Aggarwal⁸⁸, G. Aglieri Rinella³⁶, M. Agnello¹¹⁰, N. Agrawal⁴⁸, Z. Ahammed¹³², S. Ahmad¹⁹, S.U. Ahn⁶⁸, S. Aiola¹³⁶, A. Akindinov⁵⁸, S.N. Alam¹³², D. Aleksandrov⁸⁰, B. Alessandro¹¹⁰, D. Alexandre¹⁰¹, R. Alfaro Molina⁶⁴, A. Alici^{12,104}, A. Alkin³, J.R.M. Almaraz¹¹⁹, J. Alme³⁸, T. Alt⁴³, S. Altinpinar¹⁸, I. Altsybeev¹³¹, C. Alves Garcia Prado¹²⁰, C. Andrei⁷⁸, A. Andronic⁹⁷, V. Anguelov⁹⁴, T. Antičić⁹⁸, F. Antinori¹⁰⁷, P. Antonioli¹⁰⁴, L. Aphecetche¹¹³, H. Appelshäuser⁵³, S. Arcelli²⁸, R. Arnaldi¹¹⁰, O.W. Arnold^{37,93}, I.C. Arsene²², M. Arslanok⁵³, B. Audurier¹¹³, A. Augustinus³⁶, R. Averbeck⁹⁷, M.D. Azmi¹⁹, A. Badalà¹⁰⁶, Y.W. Baek⁶⁷, S. Bagnasco¹¹⁰, R. Bailhache⁵³, R. Bala⁹¹, S. Balasubramanian¹³⁶, A. Baldisseri¹⁵, R.C. Baral⁶¹, A.M. Barbano²⁷, R. Barbera²⁹, F. Barile³³, G.G. Barnaföldi¹³⁵, L.S. Barnby¹⁰¹, V. Barret⁷⁰, P. Bartalini⁷, K. Barth³⁶, J. Bartke¹¹⁷, E. Bartsch⁵³, M. Basile²⁸, N. Bastid⁷⁰, S. Basu¹³², B. Bathen⁵⁴, G. Batigne¹¹³, A. Batista Camejo⁷⁰, B. Batyunya⁶⁶, P.C. Batzing²², I.G. Bearden⁸¹, H. Beck⁵³, C. Bedda¹¹⁰, N.K. Behera⁵⁰, I. Belikov⁵⁵, F. Bellini²⁸, H. Bello Martinez², R. Bellwied¹²², R. Belmont¹³⁴, E. Belmont-Moreno⁶⁴, V. Belyaev⁷⁵, P. Benacek⁸⁴, G. Bencedi¹³⁵, S. Beole²⁷, I. Berceau⁷⁸, A. Bercuci⁷⁸, Y. Berdnikov⁸⁶, D. Berenyi¹³⁵, R.A. Bertens⁵⁷, D. Berzano³⁶, L. Betev³⁶, A. Bhasin⁹¹, I.R. Bhat⁹¹, A.K. Bhati⁸⁸, B. Bhattacharjee⁴⁵, J. Bhom¹²⁸, L. Bianchi¹²², N. Bianchi⁷², C. Bianchin^{134,57}, J. Bielčik⁴⁰, J. Bielčiková⁸⁴, A. Bilandzic^{81,37,93}, G. Biro¹³⁵, R. Biswas⁴, S. Biswas⁷⁹, S. Bjelogrić⁵⁷, J.T. Blair¹¹⁸, D. Blau⁸⁰, C. Blume⁵³, F. Bock^{74,94}, A. Bogdanov⁷⁵, H. Bøggild⁸¹, L. Boldizsár¹³⁵, M. Bombara⁴¹, J. Book⁵³, H. Borel¹⁵, A. Borissov⁹⁶, M. Borri^{83,124}, F. Bossú⁶⁵, E. Botta²⁷, C. Bourjau⁸¹, P. Braun-Munzinger⁹⁷, M. Bregant¹²⁰, T. Breitner⁵², T.A. Broker⁵³, T.A. Browning⁹⁵, M. Broz⁴⁰, E.J. Brucken⁴⁶, E. Bruna¹¹⁰, G.E. Bruno³³, D. Budnikov⁹⁹, H. Buesching⁵³, S. Bufalino^{36,27}, P. Buncic³⁶, O. Busch^{94,128}, Z. Buthelezi⁶⁵, J.B. Butt¹⁶, J.T. Buxton²⁰, D. Caffarri³⁶, X. Cai⁷, H. Caines¹³⁶, L. Calero Diaz⁷², A. Caliva⁵⁷, E. Calvo Villar¹⁰², P. Camerini²⁶, F. Carena³⁶, W. Carena³⁶, F. Carnesecchi²⁸, J. Castillo Castellanos¹⁵, A.J. Castro¹²⁵, E.A.R. Casula²⁵, C. Ceballos Sanchez⁹, P. Cerello¹¹⁰, J. Cerkala¹¹⁵, B. Chang¹²³, S. Chapeland³⁶, M. Chartier¹²⁴, J.L. Charvet¹⁵, S. Chattopadhyay¹³², S. Chattopadhyay¹⁰⁰, A. Chauvin^{93,37}, V. Chelnokov³, M. Cherney⁸⁷, C. Cheshkov¹³⁰, B. Cheynis¹³⁰, V. Chibante Barroso³⁶, D.D. Chinellato¹²¹, S. Cho⁵⁰, P. Chochula³⁶, K. Choi⁹⁶, M. Chojnacki⁸¹, S. Choudhury¹³², P. Christakoglou⁸², C.H. Christensen⁸¹, P. Christiansen³⁴,

T. Chujo¹²⁸, S.U. Chung⁹⁶, C. Cicalo¹⁰⁵, L. Cifarelli^{12,28}, F. Cindolo¹⁰⁴, J. Cleymans⁹⁰, F. Colamaria³³, D. Colella^{59,36}, A. Collu^{74,25}, M. Colocci²⁸, G. Conesa Balbastre⁷¹, Z. Conesa del Valle⁵¹, M.E. Connors^{136,ii}, J.G. Contreras⁴⁰, T.M. Cormier⁸⁵, Y. Corrales Morales¹¹⁰, I. Cortés Maldonado², P. Cortese³², M.R. Cosentino¹²⁰, F. Costa³⁶, P. Crochet⁷⁰, R. Cruz Albino¹¹, E. Cuautle⁶³, L. Cunqueiro^{54,36}, T. Dahms^{93,37}, A. Dainese¹⁰⁷, M.C. Danisch⁹⁴, A. Danu⁶², D. Das¹⁰⁰, I. Das¹⁰⁰, S. Das⁴, A. Dash^{121,79}, S. Dash⁴⁸, S. De¹²⁰, A. De Caro^{12,31}, G. de Cataldo¹⁰³, C. de Conti¹²⁰, J. de Cuveland⁴³, A. De Falco²⁵, D. De Gruttola^{12,31}, N. De Marco¹¹⁰, S. De Pasquale³¹, A. Deisting^{97,94}, A. Deloff⁷⁷, E. Dénes^{135,i}, C. Deplano⁸², P. Dhankher⁴⁸, D. Di Bari³³, A. Di Mauro³⁶, P. Di Nezza⁷², M.A. Diaz Corchero¹⁰, T. Dietel⁹⁰, P. Dillenseger⁵³, R. Divià³⁶, Ø. Djuvsland¹⁸, A. Dobrin^{62,82}, D. Domenicis Gimenez¹²⁰, B. Dönigus⁵³, O. Dordic²², T. Drozhzhova⁵³, A.K. Dubey¹³², A. Dubla⁵⁷, L. Ducroux¹³⁰, P. Dupieux⁷⁰, R.J. Ehlers¹³⁶, D. Elia¹⁰³, E. Endress¹⁰², H. Engel⁵², E. Eppele¹³⁶, B. Erasmus¹¹³, I. Erdemir⁵³, F. Erhardt¹²⁹, B. Espagnon⁵¹, M. Estienne¹¹³, S. Esumi¹²⁸, J. Eum⁹⁶, D. Evans¹⁰¹, S. Evdokimov¹¹¹, G. Eyyubova⁴⁰, L. Fabbietti^{93,37}, D. Fabris¹⁰⁷, J. Faivre⁷¹, A. Fantoni⁷², M. Fasel⁷⁴, L. Feldkamp⁵⁴, A. Feliciello¹¹⁰, G. Feofilov¹³¹, J. Ferencei⁸⁴, A. Fernández Téllez², E.G. Ferreira¹⁷, A. Ferretti²⁷, A. Festanti³⁰, V.J.G. Feuillard^{15,70}, J. Figiel¹¹⁷, M.A.S. Figueredo^{124,120}, S. Filchagin⁹⁹, D. Finogeev⁵⁶, F.M. Fionda²⁵, E.M. Fiore³³, M.G. Fleck⁹⁴, M. Floris³⁶, S. Foertsch⁶⁵, P. Foka⁹⁷, S. Fokin⁸⁰, E. Fragiaco¹⁰⁹, A. Francescon^{36,30}, U. Frankendorf⁹⁷, G.G. Fronze²⁷, U. Fuchs³⁶, C. Furget⁷¹, A. Furs⁵⁶, M. Fusco Girard³¹, J.J. Gaardhøje⁸¹, M. Gagliardi²⁷, A.M. Gago¹⁰², M. Gallio²⁷, D.R. Gangadharan⁷⁴, P. Ganoti⁸⁹, C. Gao⁷, C. Garabatos⁹⁷, E. Garcia-Solis¹³, C. Gargiulo³⁶, P. Gasik^{93,37}, E.F. Gauger¹¹⁸, M. Germain¹¹³, A. Gheata³⁶, M. Gheata^{36,62}, P. Ghosh¹³², S.K. Ghosh⁴, P. Gianotti⁷², P. Giubellino^{110,36}, P. Giubilato³⁰, E. Gladysz-Dziadus¹¹⁷, P. Glässel⁹⁴, D.M. Gómez Coral⁶⁴, A. Gomez Ramirez⁵², V. Gonzalez¹⁰, P. González-Zamora¹⁰, S. Gorbunov⁴³, L. Görlich¹¹⁷, S. Gotovac¹¹⁶, V. Grabski⁶⁴, O.A. Grachov¹³⁶, L.K. Graczykowski¹³³, K.L. Graham¹⁰¹, A. Grelli⁵⁷, A. Grigoras³⁶, C. Grigoras³⁶, V. Grigoriev⁷⁵, A. Grigoryan¹, S. Grigoryan⁶⁶, B. Grinyov³, N. Grion¹⁰⁹, J.M. Gronefeld⁹⁷, J.F. Grosse-Oetringhaus³⁶, J.-Y. Grossiord¹³⁰, R. Grosso⁹⁷, F. Guber⁵⁶, R. Guernane⁷¹, B. Guerzoni²⁸, K. Gulbrandsen⁸¹, T. Gunji¹²⁷, A. Gupta⁹¹, R. Gupta⁹¹, R. Haake⁵⁴, Ø. Haaland¹⁸, C. Hadjidakis⁵¹, M. Haiduc⁶², H. Hamagaki¹²⁷, G. Hamar¹³⁵, J.C. Hamon⁵⁵, J.W. Harris¹³⁶, A. Harton¹³, D. Hatzifotiadou¹⁰⁴, S. Hayashi¹²⁷, S.T. Heckel⁵³, H. Helstrup³⁸, A. Herghelegiu⁷⁸, G. Herrera Corral¹¹, B.A. Hess³⁵, K.F. Hetland³⁸, H. Hillemanns³⁶, B. Hippolyte⁵⁵, D. Horak⁴⁰, R. Hosokawa¹²⁸, P. Hristov³⁶, M. Huang¹⁸, T.J. Humanic²⁰, N. Hussain⁴⁵, T. Hussain¹⁹, D. Hutter⁴³, D.S. Hwang²¹, R. Ilkaev⁹⁹, M. Inaba¹²⁸, E. Incani²⁵, M. Ippolitov^{75,80}, M. Irfan¹⁹, M. Ivanov⁹⁷, V. Ivanov⁸⁶, V. Izucheev¹¹¹, N. Jacazio²⁸, P.M. Jacobs⁷⁴, M.B. Jadhav⁴⁸, S. Jadlovská¹¹⁵, J. Jadlovsky^{115,59}, C. Jahnke¹²⁰, M.J. Jakubowska¹³³, H.J. Jang⁶⁸, M.A. Janik¹³³, P.H.S.Y. Jayarathna¹²², C. Jena³⁰, S. Jena¹²², R.T. Jimenez Bustamante⁹⁷, P.G. Jones¹⁰¹, A. Jusko¹⁰¹, P. Kalinak⁵⁹, A. Kalweit³⁶, J. Kamin⁵³, J.H. Kang¹³⁷, V. Kaplin⁷⁵, S. Kar¹³², A. Karasu Uysal⁶⁹, O. Karavichev⁵⁶, T. Karavicheva⁵⁶, L. Karayan^{97,94}, E. Karpechev⁵⁶, U. Kebschull⁵², R. Keidel¹³⁸, D.L.D. Keijdener⁵⁷, M. Keil³⁶, M. Mohisin Khan^{19,iii}, P. Khan¹⁰⁰, S.A. Khan¹³², A. Khanzadeev⁸⁶, Y. Kharlov¹¹¹, B. Kileng³⁸, D.W. Kim⁴⁴, D.J. Kim¹²³, D. Kim¹³⁷, H. Kim¹³⁷, J.S. Kim⁴⁴, M. Kim¹³⁷, S. Kim²¹, T. Kim¹³⁷, S. Kirsch⁴³, I. Kisel⁴³, S. Kiselev⁵⁸, A. Kisel¹³³, G. Kiss¹³⁵, J.L. Klay⁶, C. Klein⁵³, J. Klein³⁶, C. Klein-Bösing⁵⁴, S. Klewin⁹⁴, A. Kluge³⁶, M.L. Knichel⁹⁴, A.G. Knospe^{118,122}, C. Kobdaj¹¹⁴, M. Kofarago³⁶, T. Kollegger⁹⁷, A. Kolojvari¹³¹, V. Kondratiev¹³¹, N. Kondratyeva⁷⁵, E. Kondratyuk¹¹¹, A. Konevskikh⁵⁶, M. Kopcik¹¹⁵, P. Kostarakis⁸⁹, M. Kour⁹¹, C. Kouzinopoulos³⁶, O. Kovalenko⁷⁷, V. Kovalenko¹³¹, M. Kowalski¹¹⁷, G. Koyithatta Meethalevedu⁴⁸, I. Králik⁵⁹, A. Kravčáková⁴¹, M. Kretz⁴³, M. Krivda^{59,101}, F. Krizek⁸⁴, E. Kryshen^{86,36}, M. Krzewicki⁴³, A.M. Kubera²⁰, V. Kučera⁸⁴, C. Kuhn⁵⁵, P.G. Kuijper⁸², A. Kumar⁹¹, J. Kumar⁴⁸, L. Kumar⁸⁸, S. Kumar⁴⁸, P. Kurashvili⁷⁷, A. Kurepin⁵⁶, A.B. Kurepin⁵⁶, A. Kuryakin⁹⁹, M.J. Kweon⁵⁰, Y. Kwon¹³⁷, S.L. La Pointe¹¹⁰, P. La Rocca²⁹, P. Ladrón de Guevara¹¹, C. Lagana Fernandes¹²⁰, I. Lakomov³⁶, R. Langoy⁴², C. Lara⁵², A. Lardeux¹⁵, A. Lattuca²⁷, E. Laudi³⁶, R. Lea²⁶, L. Leardini⁹⁴, G.R. Lee¹⁰¹, S. Lee¹³⁷, F. Lehas⁸², R.C. Lemmon⁸³, V. Lenti¹⁰³, E. Leogrande⁵⁷, I. León Monzón¹¹⁹, H. León Vargas⁶⁴, M. Leoncino²⁷, P. Lévai¹³⁵, S. Li^{7,70}, X. Li¹⁴, J. Lien⁴², R. Lietava¹⁰¹, S. Lindal²², V. Lindenstruth⁴³, C. Lippmann⁹⁷, M.A. Lisa²⁰, H.M. Ljunggren³⁴, D.F. Lodato⁵⁷, P.I. Loenne¹⁸, V. Loginov⁷⁵, C. Loizides⁷⁴, X. Lopez⁷⁰, E. López Torres⁹, A. Lowe¹³⁵, P. Luettig⁵³, M. Lunardon³⁰, G. Luparello²⁶, T.H. Lutz¹³⁶, A. Maevskaya⁵⁶, M. Mager³⁶, S. Mahajan⁹¹,

S.M. Mahmood²², A. Maire⁵⁵, R.D. Majka¹³⁶, M. Malaev⁸⁶, I. Maldonado Cervantes⁶³, L. Malinina^{66,iv}, D. Mal'Kevich⁵⁸, P. Malzacher⁹⁷, A. Mamonov⁹⁹, V. Manko⁸⁰, F. Manso⁷⁰, V. Manzari^{103,36}, M. Marchisone^{65,126,27}, J. Mareš⁶⁰, G.V. Margagliotti²⁶, A. Margotti¹⁰⁴, J. Margutti⁵⁷, A. Marín⁹⁷, C. Markert¹¹⁸, M. Marquard⁵³, N.A. Martin⁹⁷, J. Martin Blanco¹¹³, P. Martinengo³⁶, M.I. Martínez², G. Martínez García¹¹³, M. Martinez Pedreira³⁶, A. Mas¹²⁰, S. Masciocchi⁹⁷, M. Maserà²⁷, A. Masoni¹⁰⁵, L. Massacrier¹¹³, A. Mastroserio³³, A. Matyjka¹¹⁷, C. Mayer^{117,36}, J. Mazer¹²⁵, M.A. Mazzoni¹⁰⁸, D. Mcdonald¹²², F. Meddi²⁴, Y. Melikyan⁷⁵, A. Menchaca-Rocha⁶⁴, E. Meninno³¹, J. Mercado Pérez⁹⁴, M. Meres³⁹, Y. Miake¹²⁸, M.M. Mieskolainen⁴⁶, K. Mikhaylov^{66,58}, L. Milano^{74,36}, J. Milosevic²², L.M. Minervini^{103,23}, A. Mischke⁵⁷, A.N. Mishra⁴⁹, D. Miśkowiec⁹⁷, J. Mitra¹³², C.M. Mitu⁶², N. Mohammadi⁵⁷, B. Mohanty^{79,132}, L. Molnar^{55,113}, L. Montaña Zetina¹¹, E. Montes¹⁰, D.A. Moreira De Godoy^{113,54}, L.A.P. Moreno², S. Moretto³⁰, A. Morreale¹¹³, A. Morsch³⁶, V. Muccifora⁷², E. Mudnic¹¹⁶, D. Mühlheim⁵⁴, S. Muhuri¹³², M. Mukherjee¹³², J.D. Mulligan¹³⁶, M.G. Munhoz¹²⁰, R.H. Munzer^{93,37}, H. Murakami¹²⁷, S. Murray⁶⁵, L. Musa³⁶, J. Musinsky⁵⁹, B. Naik⁴⁸, R. Nair⁷⁷, B.K. Nandi⁴⁸, R. Nania¹⁰⁴, E. Nappi¹⁰³, M.U. Naru¹⁶, H. Natal da Luz¹²⁰, C. Natrass¹²⁵, S.R. Navarro², K. Nayak⁷⁹, R. Nayak⁴⁸, T.K. Nayak¹³², S. Nazarenko⁹⁹, A. Nedosekin⁵⁸, L. Nellen⁶³, F. Ng¹²², M. Nicassio⁹⁷, M. Niculescu⁶², J. Niedziela³⁶, B.S. Nielsen⁸¹, S. Nikolaev⁸⁰, S. Nikulin⁸⁰, V. Nikulin⁸⁶, F. Noferini^{104,12}, P. Nomokonov⁶⁶, G. Nooren⁵⁷, J.C.C. Noris², J. Norman¹²⁴, A. Nyanin⁸⁰, J. Nystrand¹⁸, H. Oeschler⁹⁴, S. Oh¹³⁶, S.K. Oh⁶⁷, A. Ohlson³⁶, A. Okatan⁶⁹, T. Okubo⁴⁷, L. Olah¹³⁵, J. Oleniacz¹³³, A.C. Oliveira Da Silva¹²⁰, M.H. Oliver¹³⁶, J. Onderwaater⁹⁷, C. Oppedisano¹¹⁰, R. Orava⁴⁶, A. Ortiz Velasquez⁶³, A. Oskarsson³⁴, J. Otwinowski¹¹⁷, K. Oyama^{94,76}, M. Ozdemir⁵³, Y. Pachmayer⁹⁴, P. Pagano³¹, G. Paić⁶³, S.K. Pal¹³², J. Pan¹³⁴, A.K. Pandey⁴⁸, V. Papikyan¹, G.S. Pappalardo¹⁰⁶, P. Pareek⁴⁹, W.J. Park⁹⁷, S. Parmar⁸⁸, A. Passfeld⁵⁴, V. Patricchio¹⁰³, R.N. Patra¹³², B. Paul¹⁰⁰, H. Pei⁷, T. Peitzmann⁵⁷, H. Pereira Da Costa¹⁵, D. Peresunko^{80,75}, C.E. Pérez Lara⁸², E. Perez Lezama⁵³, V. Peskov⁵³, Y. Pestov⁵, V. Petráček⁴⁰, V. Petrov¹¹¹, M. Petrovici⁷⁸, C. Petta²⁹, S. Piano¹⁰⁹, M. Pikna³⁹, P. Pillot¹¹³, L.O.D.L. Pimentel⁸¹, O. Pinazza^{36,104}, L. Pinsky¹²², D.B. Piyarathna¹²², M. Płoskoń⁷⁴, M. Planinic¹²⁹, J. Pluta¹³³, S. Pochybova¹³⁵, P.L.M. Podesta-Lerma¹¹⁹, M.G. Poghosyan^{85,87}, B. Polichtchouk¹¹¹, N. Poljak¹²⁹, W. Poonsawat¹¹⁴, A. Pop⁷⁸, S. Porteboeuf-Houssais⁷⁰, J. Porter⁷⁴, J. Pospisil⁸⁴, S.K. Prasad⁴, R. Preghenella^{104,36}, F. Prino¹¹⁰, C.A. Pruneau¹³⁴, I. Pshenichnov⁵⁶, M. Puccio²⁷, G. Puddu²⁵, P. Pujahari¹³⁴, V. Punin⁹⁹, J. Putschke¹³⁴, H. Qvigstad²², A. Rachevski¹⁰⁹, S. Raha⁴, S. Rajput⁹¹, J. Rak¹²³, A. Rakotozafindrabe¹⁵, L. Ramello³², F. Rami⁵⁵, R. Raniwala⁹², S. Raniwala⁹², S.S. Räsänen⁴⁶, B.T. Rascanu⁵³, D. Rathee⁸⁸, K.F. Read^{85,125}, K. Redlich⁷⁷, R.J. Reed¹³⁴, A. Rehman¹⁸, P. Reichelt⁵³, F. Reidt^{94,36}, X. Ren⁷, R. Renfordt⁵³, A.R. Reolon⁷², A. Reshetin⁵⁶, J.-P. Revol¹², K. Reygers⁹⁴, V. Riabov⁸⁶, R.A. Ricci⁷³, T. Richert³⁴, M. Richter²², P. Riedler³⁶, W. Riegler³⁶, F. Riggi²⁹, C. Ristea⁶², E. Rocco⁵⁷, M. Rodríguez Cahuantzi^{11,2}, A. Rodríguez Manso⁸², K. Røed²², E. Rogochaya⁶⁶, D. Rohr⁴³, D. Röhrich¹⁸, R. Romita¹²⁴, F. Ronchetti^{72,36}, L. Ronflette¹¹³, P. Rosnet⁷⁰, A. Rossi^{36,30}, F. Roukoutakis⁸⁹, A. Roy⁴⁹, C. Roy⁵⁵, P. Roy¹⁰⁰, A.J. Rubio Montero¹⁰, R. Rui²⁶, R. Russo²⁷, E. Ryabinkin⁸⁰, Y. Ryabov⁸⁶, A. Rybicki¹¹⁷, S. Sadovsky¹¹¹, K. Šafařík³⁶, B. Sahlmuller⁵³, P. Sahoo⁴⁹, R. Sahoo⁴⁹, S. Sahoo⁶¹, P.K. Sahu⁶¹, J. Saini¹³², S. Sakai⁷², M.A. Saleh¹³⁴, J. Salzwedel²⁰, S. Sambyal⁹¹, V. Samsonov⁸⁶, L. Šándor⁵⁹, A. Sandoval⁶⁴, M. Sano¹²⁸, D. Sarkar¹³², P. Sarma⁴⁵, E. Scapparone¹⁰⁴, F. Scarlassara³⁰, C. Schiaua⁷⁸, R. Schicker⁹⁴, C. Schmidt⁹⁷, H.R. Schmidt³⁵, S. Schuchmann⁵³, J. Schukraft³⁶, M. Schulc⁴⁰, T. Schuster¹³⁶, Y. Schutz^{36,113}, K. Schwarz⁹⁷, K. Schweda⁹⁷, G. Scioli²⁸, E. Scomparin¹¹⁰, R. Scott¹²⁵, M. Šefčík⁴¹, J.E. Seger⁸⁷, Y. Sekiguchi¹²⁷, D. Sekihata⁴⁷, I. Selyuzhenkov⁹⁷, K. Senosi⁶⁵, S. Senyukov^{3,36}, E. Serradilla^{10,64}, A. Sevcenco⁶², A. Shabanov⁵⁶, A. Shabetai¹¹³, O. Shadura³, R. Shahoyan³⁶, M.I. Shahzad¹⁶, A. Shangaraev¹¹¹, A. Sharma⁹¹, M. Sharma⁹¹, M. Sharma⁹¹, N. Sharma¹²⁵, K. Shigaki⁴⁷, K. Shtejer^{9,27}, Y. Sibiriak⁸⁰, S. Siddhanta¹⁰⁵, K.M. Sielewicz³⁶, T. Siemiarczuk⁷⁷, D. Silvermyr³⁴, C. Silvestre⁷¹, G. Simatovic¹²⁹, G. Simonetti³⁶, R. Singaraju¹³², R. Singh⁷⁹, S. Singha^{132,79}, V. Singhal¹³², B.C. Sinha¹³², T. Sinha¹⁰⁰, B. Sitar³⁹, M. Sitta³², T.B. Skaali²², M. Slupecki¹²³, N. Smirnov¹³⁶, R.J.M. Snellings⁵⁷, T.W. Snellman¹²³, C. Søgaard³⁴, J. Song⁹⁶, M. Song¹³⁷, Z. Song⁷, F. Soramel³⁰, S. Sorensen¹²⁵, R.D. de Souza¹²¹, F. Sozzi⁹⁷, M. Spacek⁴⁰, E. Spiriti⁷², I. Sputowska¹¹⁷, M. Spyropoulou-Stassinaki⁸⁹, J. Stachel⁹⁴, I. Stan⁶², P. Stankus⁸⁵, G. Stefanek⁷⁷, E. Stenlund³⁴, G. Steyn⁶⁵, J.H. Stiller⁹⁴, D. Stocco¹¹³, P. Strmen³⁹, A.A.P. Suaide¹²⁰, T. Sugitate⁴⁷, C. Suire⁵¹, M. Suleymanov¹⁶, M. Suljic^{26,i}, R. Sultanov⁵⁸, M. Šumbera⁸⁴,

A. Szabo³⁹, A. Szanto de Toledo^{120,i}, I. Szarka³⁹, A. Szczepankiewicz³⁶, M. Szymanski¹³³,
 U. Tabassam¹⁶, J. Takahashi¹²¹, G.J. Tambave¹⁸, N. Tanaka¹²⁸, M.A. Tangaro³³, M. Tarhini⁵¹, M. Tariq¹⁹,
 M.G. Tarzila⁷⁸, A. Tauro³⁶, G. Tejeda Muñoz², A. Telesca³⁶, K. Terasaki¹²⁷, C. Terrevoli³⁰, B. Teyssier¹³⁰,
 J. Thäder⁷⁴, D. Thomas¹¹⁸, R. Tieulent¹³⁰, A.R. Timmins¹²², A. Toia⁵³, S. Trogolo²⁷, G. Trombetta³³,
 V. Trubnikov³, W.H. Trzaska¹²³, T. Tsuji¹²⁷, A. Tumkin⁹⁹, R. Turrisi¹⁰⁷, T.S. Tveter²², K. Ullaland¹⁸,
 A. Uras¹³⁰, G.L. Usai²⁵, A. Utrobicic¹²⁹, M. Vajzer⁸⁴, M. Vala⁵⁹, L. Valencia Palomo⁷⁰, S. Vallero²⁷,
 J. Van Der Maarel⁵⁷, J.W. Van Hoorne³⁶, M. van Leeuwen⁵⁷, T. Vanat⁸⁴, P. Vande Vyvre³⁶, D. Varga¹³⁵,
 A. Vargas², M. Vargyas¹²³, R. Varma⁴⁸, M. Vasileiou⁸⁹, A. Vasiliev⁸⁰, A. Vauthier⁷¹, V. Vechernin¹³¹,
 A.M. Veen⁵⁷, M. Veldhoen⁵⁷, A. Velure¹⁸, M. Venaruzzo⁷³, E. Vercellin²⁷, S. Vergara Limón²,
 R. Vernet⁸, M. Verweij¹³⁴, L. Vickovic¹¹⁶, G. Viesti^{30,i}, J. Viinikainen¹²³, Z. Vilakazi¹²⁶,
 O. Villalobos Baillie¹⁰¹, A. Villatoro Tello², A. Vinogradov⁸⁰, L. Vinogradov¹³¹, Y. Vinogradov^{99,i},
 T. Virgili³¹, V. Vislavicius³⁴, Y.P. Viyogi¹³², A. Vodopyanov⁶⁶, M.A. Völkl⁹⁴, K. Voloshin⁵⁸,
 S.A. Voloshin¹³⁴, G. Volpe³³, B. von Haller³⁶, I. Vorobyev^{37,93}, D. Vranic^{97,36}, J. Vrláková⁴¹,
 B. Vulpescu⁷⁰, B. Wagner¹⁸, J. Wagner⁹⁷, H. Wang⁵⁷, M. Wang^{7,113}, D. Watanabe¹²⁸, Y. Watanabe¹²⁷,
 M. Weber^{36,112}, S.G. Weber⁹⁷, D.F. Weiser⁹⁴, J.P. Wessels⁵⁴, U. Westerhoff⁵⁴, A.M. Whitehead⁹⁰,
 J. Wiechula³⁵, J. Wikne²², G. Wilk⁷⁷, J. Wilkinson⁹⁴, M.C.S. Williams¹⁰⁴, B. Windelband⁹⁴, M. Winn⁹⁴,
 H. Yang⁵⁷, P. Yang⁷, S. Yano⁴⁷, Z. Yasin¹⁶, Z. Yin⁷, H. Yokoyama¹²⁸, I.-K. Yoo⁹⁶, J.H. Yoon⁵⁰,
 V. Yurchenko³, I. Yushmanov⁸⁰, A. Zaborowska¹³³, V. Zaccolo⁸¹, A. Zaman¹⁶, C. Zampolli^{36,104},
 H.J.C. Zanoli¹²⁰, S. Zaporozhets⁶⁶, N. Zardoshti¹⁰¹, A. Zarochentsev¹³¹, P. Závada⁶⁰, N. Zaviyalov⁹⁹,
 H. Zbroszczyk¹³³, I.S. Zgura⁶², M. Zhalov⁸⁶, H. Zhang¹⁸, X. Zhang⁷⁴, Y. Zhang⁷, C. Zhang⁵⁷, Z. Zhang⁷,
 C. Zhao²², N. Zhigareva⁵⁸, D. Zhou⁷, Y. Zhou⁸¹, Z. Zhou¹⁸, H. Zhu¹⁸, J. Zhu^{113,7}, A. Zichichi^{28,12},
 A. Zimmermann⁹⁴, M.B. Zimmermann^{54,36}, G. Zinovjev³, M. Zyzak⁴³

¹ A.I. Alikhanyan National Science Laboratory (Yerevan Physics Institute) Foundation, Yerevan, Armenia

² Benemérita Universidad Autónoma de Puebla, Puebla, Mexico

³ Bogolyubov Institute for Theoretical Physics, Kiev, Ukraine

⁴ Bose Institute, Department of Physics and Centre for Astroparticle Physics and Space Science (CAPSS), Kolkata, India

⁵ Budker Institute for Nuclear Physics, Novosibirsk, Russia

⁶ California Polytechnic State University, San Luis Obispo, CA, United States

⁷ Central China Normal University, Wuhan, China

⁸ Centre de Calcul de l'IN2P3, Villeurbanne, France

⁹ Centro de Aplicaciones Tecnológicas y Desarrollo Nuclear (CEADEN), Havana, Cuba

¹⁰ Centro de Investigaciones Energéticas Medioambientales y Tecnológicas (CIEMAT), Madrid, Spain

¹¹ Centro de Investigación y de Estudios Avanzados (CINVESTAV), Mexico City and Mérida, Mexico

¹² Centro Fermi - Museo Storico della Fisica e Centro Studi e Ricerche "Enrico Fermi", Rome, Italy

¹³ Chicago State University, Chicago, IL, USA

¹⁴ China Institute of Atomic Energy, Beijing, China

¹⁵ Commissariat à l'Energie Atomique, IRFU, Saclay, France

¹⁶ COMSATS Institute of Information Technology (CIIT), Islamabad, Pakistan

¹⁷ Departamento de Física de Partículas and IGFAE, Universidad de Santiago de Compostela, Santiago de Compostela, Spain

¹⁸ Department of Physics and Technology, University of Bergen, Bergen, Norway

¹⁹ Department of Physics, Aligarh Muslim University, Aligarh, India

²⁰ Department of Physics, Ohio State University, Columbus, OH, United States

²¹ Department of Physics, Sejong University, Seoul, South Korea

²² Department of Physics, University of Oslo, Oslo, Norway

²³ Dipartimento di Elettrotecnica ed Elettronica del Politecnico, Bari, Italy

²⁴ Dipartimento di Fisica dell'Università 'La Sapienza' and Sezione INFN, Rome, Italy

²⁵ Dipartimento di Fisica dell'Università and Sezione INFN, Cagliari, Italy

²⁶ Dipartimento di Fisica dell'Università and Sezione INFN, Trieste, Italy

²⁷ Dipartimento di Fisica dell'Università and Sezione INFN, Turin, Italy

²⁸ Dipartimento di Fisica e Astronomia dell'Università and Sezione INFN, Bologna, Italy

²⁹ Dipartimento di Fisica e Astronomia dell'Università and Sezione INFN, Catania, Italy

³⁰ Dipartimento di Fisica e Astronomia dell'Università and Sezione INFN, Padova, Italy

³¹ Dipartimento di Fisica 'E.R. Caianiello' dell'Università and Gruppo Collegato INFN, Salerno, Italy

³² Dipartimento di Scienze e Innovazione Tecnologica dell'Università del Piemonte Orientale and Gruppo Collegato INFN, Alessandria, Italy

³³ Dipartimento Interateneo di Fisica 'M. Merlin' and Sezione INFN, Bari, Italy

³⁴ Division of Experimental High Energy Physics, University of Lund, Lund, Sweden

³⁵ Eberhard Karls Universität Tübingen, Tübingen, Germany

³⁶ European Organization for Nuclear Research (CERN), Geneva, Switzerland

³⁷ Excellence Cluster Universe, Technische Universität München, Munich, Germany

³⁸ Faculty of Engineering, Bergen University College, Bergen, Norway

³⁹ Faculty of Mathematics, Physics and Informatics, Comenius University, Bratislava, Slovakia

⁴⁰ Faculty of Nuclear Sciences and Physical Engineering, Czech Technical University in Prague, Prague, Czech Republic

⁴¹ Faculty of Science, P.J. Šafárik University, Košice, Slovakia

⁴² Faculty of Technology, Buskerud and Vestfold University College, Vestfold, Norway

⁴³ Frankfurt Institute for Advanced Studies, Johann Wolfgang Goethe-Universität Frankfurt, Frankfurt, Germany

⁴⁴ Gangneung-Wonju National University, Gangneung, South Korea

⁴⁵ Gauhati University, Department of Physics, Guwahati, India

- 46 Helsinki Institute of Physics (HIP), Helsinki, Finland
 47 Hiroshima University, Hiroshima, Japan
 48 Indian Institute of Technology Bombay (IIT), Mumbai, India
 49 Indian Institute of Technology, Indore (IITI), Indore, India
 50 Inha University, Incheon, South Korea
 51 Institut de Physique Nucléaire d'Orsay (IPNO), Université Paris-Sud, CNRS-IN2P3, Orsay, France
 52 Institut für Informatik, Johann Wolfgang Goethe-Universität Frankfurt, Frankfurt, Germany
 53 Institut für Kernphysik, Johann Wolfgang Goethe-Universität Frankfurt, Frankfurt, Germany
 54 Institut für Kernphysik, Westfälische Wilhelms-Universität Münster, Münster, Germany
 55 Institut Pluridisciplinaire Hubert Curien (IPHC), Université de Strasbourg, CNRS-IN2P3, Strasbourg, France
 56 Institute for Nuclear Research, Academy of Sciences, Moscow, Russia
 57 Institute for Subatomic Physics of Utrecht University, Utrecht, Netherlands
 58 Institute for Theoretical and Experimental Physics, Moscow, Russia
 59 Institute of Experimental Physics, Slovak Academy of Sciences, Košice, Slovakia
 60 Institute of Physics, Academy of Sciences of the Czech Republic, Prague, Czech Republic
 61 Institute of Physics, Bhubaneswar, India
 62 Institute of Space Science (ISS), Bucharest, Romania
 63 Instituto de Ciencias Nucleares, Universidad Nacional Autónoma de México, Mexico City, Mexico
 64 Instituto de Física, Universidad Nacional Autónoma de México, Mexico City, Mexico
 65 iThemba LABS, National Research Foundation, Somerset West, South Africa
 66 Joint Institute for Nuclear Research (JINR), Dubna, Russia
 67 Konkuk University, Seoul, South Korea
 68 Korea Institute of Science and Technology Information, Daejeon, South Korea
 69 KTO Karatay University, Konya, Turkey
 70 Laboratoire de Physique Corpusculaire (LPC), Clermont Université, Université Blaise Pascal, CNRS-IN2P3, Clermont-Ferrand, France
 71 Laboratoire de Physique Subatomique et de Cosmologie, Université Grenoble-Alpes, CNRS-IN2P3, Grenoble, France
 72 Laboratori Nazionali di Frascati, INFN, Frascati, Italy
 73 Laboratori Nazionali di Legnaro, INFN, Legnaro, Italy
 74 Lawrence Berkeley National Laboratory, Berkeley, CA, United States
 75 Moscow Engineering Physics Institute, Moscow, Russia
 76 Nagasaki Institute of Applied Science, Nagasaki, Japan
 77 National Centre for Nuclear Studies, Warsaw, Poland
 78 National Institute for Physics and Nuclear Engineering, Bucharest, Romania
 79 National Institute of Science Education and Research, Bhubaneswar, India
 80 National Research Centre Kurchatov Institute, Moscow, Russia
 81 Niels Bohr Institute, University of Copenhagen, Copenhagen, Denmark
 82 Nikhef, Nationaal instituut voor subatomaire fysica, Amsterdam, Netherlands
 83 Nuclear Physics Group, STFC Daresbury Laboratory, Daresbury, United Kingdom
 84 Nuclear Physics Institute, Academy of Sciences of the Czech Republic, Řež u Prahy, Czech Republic
 85 Oak Ridge National Laboratory, Oak Ridge, TN, United States
 86 Petersburg Nuclear Physics Institute, Gatchina, Russia
 87 Physics Department, Creighton University, Omaha, NE, United States
 88 Physics Department, Panjab University, Chandigarh, India
 89 Physics Department, University of Athens, Athens, Greece
 90 Physics Department, University of Cape Town, Cape Town, South Africa
 91 Physics Department, University of Jammu, Jammu, India
 92 Physics Department, University of Rajasthan, Jaipur, India
 93 Physik Department, Technische Universität München, Munich, Germany
 94 Physikalisches Institut, Ruprecht-Karls-Universität Heidelberg, Heidelberg, Germany
 95 Purdue University, West Lafayette, IN, United States
 96 Pusan National University, Pusan, South Korea
 97 Research Division and ExtreMe Matter Institute EMMI, GSI Helmholtzzentrum für Schwerionenforschung, Darmstadt, Germany
 98 Rudjer Bošković Institute, Zagreb, Croatia
 99 Russian Federal Nuclear Center (VNIIEF), Sarov, Russia
 100 Saha Institute of Nuclear Physics, Kolkata, India
 101 School of Physics and Astronomy, University of Birmingham, Birmingham, United Kingdom
 102 Sección Física, Departamento de Ciencias, Pontificia Universidad Católica del Perú, Lima, Peru
 103 Sezione INFN, Bari, Italy
 104 Sezione INFN, Bologna, Italy
 105 Sezione INFN, Cagliari, Italy
 106 Sezione INFN, Catania, Italy
 107 Sezione INFN, Padova, Italy
 108 Sezione INFN, Rome, Italy
 109 Sezione INFN, Trieste, Italy
 110 Sezione INFN, Turin, Italy
 111 SSC IHEP of NRC Kurchatov institute, Protvino, Russia
 112 Stefan Meyer Institut für Subatomare Physik (SMI), Vienna, Austria
 113 SUBATECH, Ecole des Mines de Nantes, Université de Nantes, CNRS-IN2P3, Nantes, France
 114 Suranaree University of Technology, Nakhon Ratchasima, Thailand
 115 Technical University of Košice, Košice, Slovakia
 116 Technical University of Split FESB, Split, Croatia
 117 The Henryk Niewodniczanski Institute of Nuclear Physics, Polish Academy of Sciences, Cracow, Poland
 118 The University of Texas at Austin, Physics Department, Austin, TX, USA
 119 Universidad Autónoma de Sinaloa, Culiacán, Mexico
 120 Universidade de São Paulo (USP), São Paulo, Brazil
 121 Universidade Estadual de Campinas (UNICAMP), Campinas, Brazil
 122 University of Houston, Houston, TX, United States
 123 University of Jyväskylä, Jyväskylä, Finland
 124 University of Liverpool, Liverpool, United Kingdom

- ¹²⁵ *University of Tennessee, Knoxville, TN, United States*
- ¹²⁶ *University of the Witwatersrand, Johannesburg, South Africa*
- ¹²⁷ *University of Tokyo, Tokyo, Japan*
- ¹²⁸ *University of Tsukuba, Tsukuba, Japan*
- ¹²⁹ *University of Zagreb, Zagreb, Croatia*
- ¹³⁰ *Université de Lyon, Université Lyon 1, CNRS/IN2P3, IPN-Lyon, Villeurbanne, France*
- ¹³¹ *V. Fock Institute for Physics, St. Petersburg State University, St. Petersburg, Russia*
- ¹³² *Variable Energy Cyclotron Centre, Kolkata, India*
- ¹³³ *Warsaw University of Technology, Warsaw, Poland*
- ¹³⁴ *Wayne State University, Detroit, MI, United States*
- ¹³⁵ *Wigner Research Centre for Physics, Hungarian Academy of Sciences, Budapest, Hungary*
- ¹³⁶ *Yale University, New Haven, CT, United States*
- ¹³⁷ *Yonsei University, Seoul, South Korea*
- ¹³⁸ *Zentrum für Technologietransfer und Telekommunikation (ZTT), Fachhochschule Worms, Worms, Germany*

i Deceased.

ii Also at: Georgia State University, Atlanta, Georgia, United States.

iii Also at: Department of Applied Physics, Aligarh Muslim University, Aligarh, India.

iv Also at: M.V. Lomonosov Moscow State University, D.V. Skobeltsyn Institute of Nuclear, Physics, Moscow, Russia.