

**This is an electronic reprint of the original article.  
This reprint *may differ* from the original in pagination and typographic detail.**

**Author(s):** Pastore, Alessandro; Baroni, S.; Losa, C.

**Title:** Superfluid properties of the inner crust of neutron stars

**Year:** 2011

**Version:**

**Please cite the original version:**

Pastore, A., Baroni, S., & Losa, C. (2011). Superfluid properties of the inner crust of neutron stars. *Physical Review C*, 84, 65807.  
<https://doi.org/10.1103/PhysRevC.84.054321>

All material supplied via JYX is protected by copyright and other intellectual property rights, and duplication or sale of all or part of any of the repository collections is not permitted, except that material may be duplicated by you for your research use or educational purposes in electronic or print form. You must obtain permission for any other use. Electronic or print copies may not be offered, whether for sale or otherwise to anyone who is not an authorised user.

## Superfluid properties of the inner crust of neutron stars

Alessandro Pastore,<sup>1,2,3,\*</sup> Simone Baroni,<sup>4,†</sup> and Cristina Losa<sup>5,‡</sup><sup>1</sup>*Department of Physics, Post Office Box 35 (YFL), University of Jyväskylä, FI-40014 Jyväskylä, Finland*<sup>2</sup>*Université de Lyon, Université Lyon 1, CNRS/IN2P3 Institut de Physique Nucléaire de Lyon, F-69622 Villeurbanne cedex, France*<sup>3</sup>*CNRS-IN2P3, UMR 5822, Institut de Physique Nucléaire de Lyon*<sup>4</sup>*TRIUMF, 4004 Wesbrook Mall, Vancouver, British Columbia, V6T 2A3, Canada*<sup>5</sup>*International School for Advanced Studies, SISSA Via Bonomea 265, I-34136 Trieste, Italy*

(Received 16 August 2011; published 27 December 2011)

We investigated the superfluid properties of the inner crust of neutron stars, solving the Hartree-Fock-Bogoliubov equations in spherical Wigner-Seitz cells. Using realistic two-body interactions in the pairing channel, we studied in detail the Cooper-pair and the pairing-field spatial properties, together with the effect of the proton clusters on the neutron pairing gap. Calculations with effective pairing interactions are also presented, showing significant discrepancies with the results obtained with realistic pairing forces. At variance with recent studies on finite nuclei, the neutron coherence length is found to depend on the strength of the pairing interaction, even inside the nucleus. We also show that the spherical Wigner-Seitz approximation breaks down in the innermost regions of the inner crust, already at baryonic densities  $\rho_b \geq 8 \times 10^{13}$  g/cm<sup>3</sup>.

DOI: [10.1103/PhysRevC.84.065807](https://doi.org/10.1103/PhysRevC.84.065807)

PACS number(s): 26.60.Gj, 21.60.Jz, 21.30.-x

### I. INTRODUCTION

The inner crust of neutron stars [1] offers a unique opportunity to test nuclear-structure models. Its extremely neutron-rich environment represents a very strong challenge to theories that have been developed for finite nuclei. In particular, the energy-density functional (EDF) method is able to describe to good accuracy properties of medium-mass to heavy nuclei [2,3] and it has been applied to the inner crust of neutron stars since the seminal work of Negele and Vautherin [4]. They divided the inner crust of neutron stars into independent spherical Wigner-Seitz (WS) cells [5], each of them representing a innercrust region of a given density.

To deal with a large number of nucleons, the EDF method relies on effective interactions that are fitted also to stable-nuclei experimental data. Recently, independent studies have been carried out by different groups [6–9] to improve the connection of EDF theories to basic nuclear forces. Particular attention has been paid to the pairing correlations that are responsible for the superfluid properties of the nucleus. These studies use, in the pairing channel, phase-shift-equivalent interactions (so-called realistic interactions) evolved to low momentum through renormalization group (RG) techniques [10–13].

The RG evolution is helpful in many respects. Not only it softens the original hard-core interactions, making the calculations feasible, but also it helps increase the EDF calculation reliability. This is because the hard-core potentials connect high-energy states, whose effective mass is not well described by the phenomenological EDF functionals, leading to reliability issues [14]. Low-momentum interactions do not probe states too much high in energy.

Along these lines, in this work we study the superfluid properties of the inner crust of neutron stars, adopting the WS approximation and solving the Hartree-Fock-Bogoliubov (HFB) equations with low-momentum realistic interactions ( $V_{\text{low } k}$ ) in the pairing channel. The pairing interaction matrix elements are computed at first order only, leaving higher-order correlations for future investigations. For comparison, we also perform calculations with effective pairing interactions, namely the Gogny D1 interaction [15] and a density-dependent delta interaction (DDDI) [16], which have both been used in the past as pairing interactions in WS calculations [17–21]. The superfluid properties obtained with these effective pairing forces turn out to differ substantially from those obtained with realistic pairing potentials (see Secs. III B and III D).

A comparison with the full band theory [22,23] has shown that the WS approximation can reproduce well ground-state properties of the outermost regions of the inner crust. Its validity in the regions closer to the star core, where the clusters nearly touch each other, is still under debate. In this work we find that the spherical WS approximation starts to break down at baryonic densities  $\rho_b \approx 8 \times 10^{13}$  g/cm<sup>3</sup>, where the protons leak out of the center of the cell and boundary-condition effects start kicking in. See Sec. II A for a detailed discussion (see also Ref. [24]).

We study 11 different baryonic-density regions of the inner crust, from  $\rho_b \approx 5 \times 10^{11}$  g/cm<sup>3</sup>  $\approx 0.0018\rho_0$  to  $\rho_b \approx 10^{14}$  g/cm<sup>3</sup>  $\approx 0.35\rho_0$ , with the saturation density  $\rho_0 = 2.8 \times 10^{14}$  g/cm<sup>3</sup> = 0.16 fm<sup>-3</sup>. The corresponding WS-cell properties are shown in Table I and have been taken from previous Hartree-Fock (HF) energy-minimization calculations [4]. Recently, Hartree-Fock-Bardeen-Cooper-Schrieffer (HFBCS) [20,24] and HFB [19] minimization procedures have been carried out, obtaining ( $R_{\text{WS}}, Z$ ) configurations that differ substantially from those in Ref. [4]. The actual cluster configurations in the inner crust still represent an open question and the energy-minimization calculations are very sensitive to the functionals used. However, as we show in this work,

\*pastore@inpl.in2p3.fr

†baroni@triumf.ca

‡losacris@sissa.it

TABLE I. The WS cells representing different density regions of the inner crust. The particle numbers  $Z, N$ , the WS-cell radii  $R_{WS}$  and the baryonic density  $\rho_b$  have been taken from previous calculations [4].  $k_{F,n}$  is the Fermi momentum corresponding to the density of the outer neutron gas, as computed in this work.

Zone	Element	$Z$	$N$	$R_{WS}$ (fm)	$\rho_b$ (g/cm <sup>3</sup> )	$k_{F,n}$ (fm <sup>-1</sup> )
11	<sup>180</sup> Zr	40	140	53.6	$4.67 \times 10^{11}$	0.12
10	<sup>200</sup> Zr	40	160	49.2	$6.69 \times 10^{11}$	0.15
9	<sup>250</sup> Zr	40	210	46.4	$1.00 \times 10^{12}$	0.19
8	<sup>320</sup> Zr	40	280	44.4	$1.47 \times 10^{12}$	0.23
7	<sup>500</sup> Zr	40	460	42.2	$2.66 \times 10^{12}$	0.31
6	<sup>950</sup> Sn	50	900	39.3	$6.24 \times 10^{12}$	0.43
5	<sup>1100</sup> Sn	50	1050	35.7	$9.65 \times 10^{12}$	0.51
4	<sup>1350</sup> Sn	50	1300	33.0	$1.49 \times 10^{13}$	0.60
3	<sup>1800</sup> Sn	50	1750	27.6	$3.41 \times 10^{13}$	0.80
2	<sup>1500</sup> Zr	40	1460	19.6	$7.94 \times 10^{13}$	1.08
1	<sup>982</sup> Ge	32	950	14.4	$1.32 \times 10^{14}$	1.33

the superfluid properties of the system turn out to be rather independent of the  $(R_{WS}, Z)$  configurations adopted for a given density region.

In Sec. II we present the details of the calculations, followed by the results in Sec. III. Section III A deals with the density profiles and in particular with the instabilities of the proton density for regions close to the star core. The effect of the proton clusters on the neutron pairing gap is discussed in Sec. III B, where results for infinite neutron matter (INM) are compared to those in the inner crust. The spatial properties of the Cooper-pair wave function and of the pairing field are treated in Secs. III C and III D. Conclusions and outlook are presented in Sec. IV.

## II. CALCULATION DETAILS

### A. Inner crust of neutron stars

The self-consistent HFB equations [25] are solved in each representative WS cell on a spherical mesh. The mesh step is 0.2 fm for the cells 11 through 8 and 0.1 fm for the higher-density cells (see Table I). The single-particle wave functions are expanded on a spherical Bessel basis with a momentum cutoff  $k_{\max} = 4 \text{ fm}^{-1}$ . This corresponds to an HFB model-space energy cutoff of about  $\hbar^2 k_{\max}^2 / 2m \approx 320 \text{ MeV}$ . Our calculations are stable with respect to an increase of the model space and to a decrease of the mesh size and they include spherical single-particle states up to orbital angular momentum  $l = 100\hbar$ . The WS-cell approximation relies on the fact that the structure of the inner crust of neutron stars is recovered by a repetition in space of the WS cell. This requires the total density at the edge of the cell to be finite and to match that of the neighbor cells. This can be achieved by imposing the following Dirichlet-Neumann mixed boundary conditions [4]: (i) even-parity wave functions vanish at  $R = R_{WS}$ ; (ii) the first derivative of odd-parity wave functions vanishes at  $R = R_{WS}$ . We call them boundary conditions even (BCE), in contrast to the boundary conditions odd (BCO) where the two parity states are treated in the opposite way.

We use a Skyrme functional to build the single-particle Hamiltonian  $h$  and then we let the particles interact pairwise in the pairing channel. The two-body matrix elements of the pairing interaction in the  $J = 0, T = 1$  channel enter the neutron-neutron and proton-proton gap equations, whose solutions provide the matrix elements of the state-dependent gap matrix  $\Delta$ . The latter, in turn, enters the HFB equations

$$\begin{aligned} \sum_{n'} (h_{n'nlj}^q - \varepsilon_{F,q}) U_{n'lj}^{i,q} + \sum_{n'} \Delta_{nn'lj}^q V_{n'lj}^{i,q} &= E_{ilj}^q U_{n'lj}^{i,q}, \\ \sum_{n'} \Delta_{nn'lj}^q U_{n'lj}^{i,q} - \sum_{n'} (h_{n'nlj}^q - \varepsilon_{F,q}) V_{n'lj}^{i,q} &= E_{ilj}^q V_{n'lj}^{i,q}, \end{aligned} \quad (1)$$

where  $\varepsilon_{F,q}$  is the Fermi energy and  $q$  stands for neutrons and protons. We used the standard notation  $nlj$  for the spherical single-particle states with radial quantum number  $n$ , orbital angular momentum  $l$  and total angular momentum  $j$ .  $U_{nlj}^{i,q}$  and  $V_{nlj}^{i,q}$  are the Bogoliubov amplitudes for the  $i$ th quasiparticle of energy  $E_{ilj}^q$ .

When presenting the results for the HFB neutron pairing gaps, we show the lowest-quasiparticle-energy canonical state (LCS) pairing gaps [6]. The LCS gap is the diagonal matrix element of the gap matrix for the canonical state  $n_a l_a j_a$  with the lowest canonical quasiparticle energy

$$E_{n_a l_a j_a} = \sqrt{(\varepsilon_{n_a l_a j_a} - \varepsilon_F)^2 + \Delta_{n_a n_a l_a j_a}^2}, \quad (2)$$

where  $\varepsilon_{n_a l_a j_a}$  is the canonical single-particle energy. We dropped the isospin index  $q$  in Eq. (2).

The Skyrme functional SLy4 has been used throughout this work, except for Figs. 4 and 6, where a comparison with the functionals SkM\* [26,27] and MHF [14] is shown.

We consider three different two-body pairing interactions: (i) a density-dependent contact interaction; (ii) the finite-range Gogny D1 interaction; (iii) low-momentum realistic interactions ( $V_{\text{low } k}$ ).

We restrict the Gogny D1 and the  $V_{\text{low } k}$  pairing interactions to the  $^1S_0$  partial wave. Here we use the standard notation  $^{2S+1}\ell_{J_{\text{rel}}}$ , with the Cooper-pair total spin  $S$ , the relative orbital angular momentum  $\ell$  and the relative total angular momentum  $J_{\text{rel}} = \ell + S$ . Higher partial waves can also contribute to the superfluidity in finite nuclei, with  $P$  waves giving a  $\approx 15\%$  quenching of the  $S$ -wave pairing gaps [7]. This contribution could be even smaller in the inner crust of neutron stars, where the states close to the Fermi surface are in the continuum and the center of mass of the Cooper pairs plays a less important role.

We now give a detailed description of the pairing interactions that we used.

- (i) The two-body contact force DDDI between particles at positions  $\mathbf{r}_1$  and  $\mathbf{r}_2$  reads [16]

$$v(\mathbf{r}_1, \mathbf{r}_2) = V_0 \left[ 1 - \eta \left( \frac{\rho_b \left( \frac{\mathbf{r}_1 + \mathbf{r}_2}{2} \right)}{\rho_0} \right)^\alpha \right] \delta(\mathbf{r}_1 - \mathbf{r}_2), \quad (3)$$

with  $V_0 = -430.0 \text{ MeV fm}^3$ ,  $\eta = 0.7$ ,  $\alpha = 0.45$ ,  $\rho_0 = 0.16 \text{ fm}^{-3}$ . We use a cutoff of 60 MeV on the quasiparticle energy. According to the literature [28], this

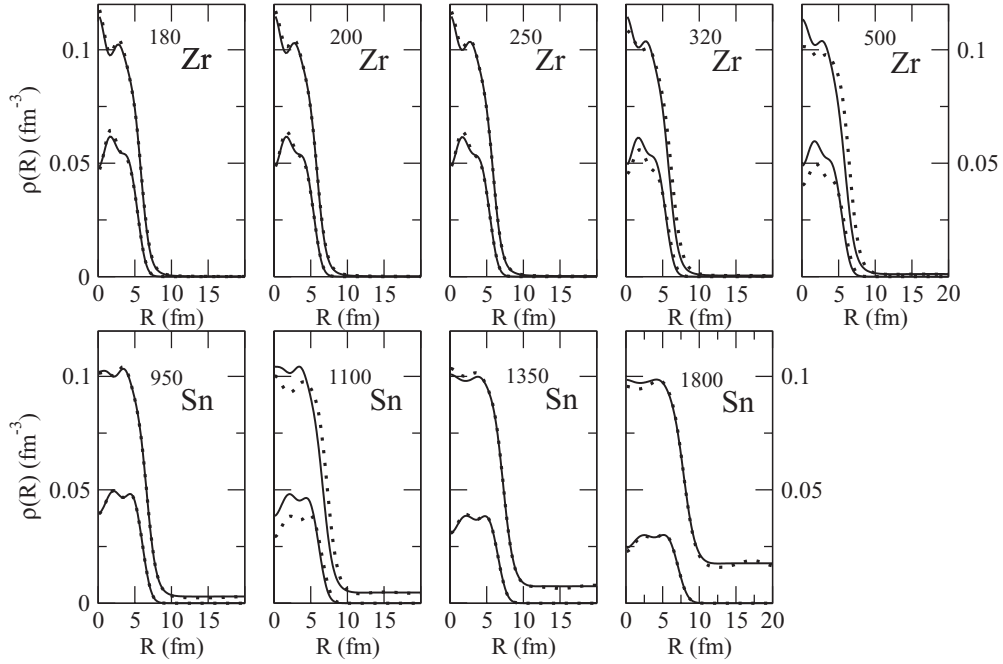


FIG. 1. HF (dotted lines) and HFB (solid lines) neutron and proton densities for the innercrust regions 11 through 3 (see Table I). The HFB results have been obtained using the  $V_{\text{low}k}$  pairing interaction. The neutron (proton) density corresponds to the upper (lower) curves of each panel.

parametrization is such that it approximately reproduces the Gogny D1 pairing gaps in HFB calculations in INM.

- (ii) A separable pairing interaction that reproduces the  $^1S_0$  Gogny D1 pairing gap at the Fermi surface in INM (see Refs. [29,30] for a detailed description)

$$v(\mathbf{r}_1, \mathbf{r}_2, \mathbf{r}'_1, \mathbf{r}'_2) = \gamma P(r)P(r')\delta(\mathbf{R} - \mathbf{R}')\frac{1}{2}(1 - P^\sigma). \quad (4)$$

The operator  $\frac{1}{2}(1 - P^\sigma)$  restricts the interaction to total spin  $S = 0$ .  $\mathbf{R} = (\mathbf{r}_1 + \mathbf{r}_2)/2$  is the center of mass of the two interacting particles and  $\mathbf{r} = \mathbf{r}_1 - \mathbf{r}_2$  is their mutual distance. Strength and form factor are  $\gamma = -738 \text{ MeV fm}^{-3}$  and  $P(r) = 1/(4\pi a^2)^{3/2} \exp(-r^2/(4a^2))$ , where  $a = 0.636$ .

- (iii) A rank-3 separable interaction [6,31,32] of the form

$$v(\mathbf{r}_1, \mathbf{r}_2, \mathbf{r}'_1, \mathbf{r}'_2) = \sum_{\beta=1}^3 \lambda_\beta G_\beta(r)G_\beta(r')\delta(\mathbf{R} - \mathbf{R}') \quad (5)$$

is used in this work to reproduce to high precision the  $^1S_0$  matrix elements of the low-momentum nucleon-nucleon interactions  $V_{\text{low}k}$  obtained from the Argonne potential AV18. The latter has been RG evolved to a low-momentum cutoff  $\Lambda$  using a smooth regulator  $n_{\text{exp}} = 6$ . The results shown in this paper are obtained with a separable force corresponding to a  $\Lambda = 2.5 \text{ fm}^{-1}$  low-momentum interaction. Our results are cutoff independent to a good approximation, with the neutron pairing gaps changing of at most 30 keV and 100 keV for INM and for the WS cells, respectively, when the cutoff  $\Lambda$  ranges between  $1.8 \text{ fm}^{-1}$  and  $4.0 \text{ fm}^{-1}$ . The

$G_\beta(r)$  form factors are a product of a Gaussian and a Hermite polynomial.

With the Gogny and the  $V_{\text{low}k}$  pairing interactions, both neutrons and protons are found to be superfluid in the WS cells of Table I, with the proton gaps comparable to the neutron ones. However, in this work we discuss only neutron superfluidity. We dropped the Coulomb term in the proton-proton pairing channel. In a few cells (i.e.,  $^{1350}\text{Sn}$ ,  $^{1800}\text{Sn}$ , and  $^{1500}\text{Zr}$ ), we checked that the inclusion of the Coulomb term in the Gogny D1 pairing interaction leads to a quenching of the proton pairing gaps between 20% and 30%. This is in agreement with recent studies on finite nuclei [34]. The neutron properties are not sensitively affected and discussion and conclusions are not changed by the inclusion of the Coulomb term, as neutron LCS gaps are affected at the level of 1 keV. The electron-proton interaction has not been included in the present work. It gives rise to a very shallow quadratic mean-field potential [33] and its effect is of the order of 1 keV on the neutron and proton pairing gaps.

## B. Infinite neutron matter

To study the effect of the proton clusters, the superfluid properties of the inner crust are compared with those of the INM. For a given neutron density  $\rho_n$  in INM, the HFB gap and number equations have to be solved simultaneously

$$\Delta_n(k) = -\frac{1}{2} \int \frac{d^3k'}{(2\pi)^3} v(k-k') \frac{\Delta_n(k')}{E_n(k')}, \quad (6)$$

$$\rho_n = \frac{1}{2\pi^2} \int dk k^2 \left[ 1 - \frac{\varepsilon_n(k) - \mu_n}{E_n(k)} \right]. \quad (7)$$

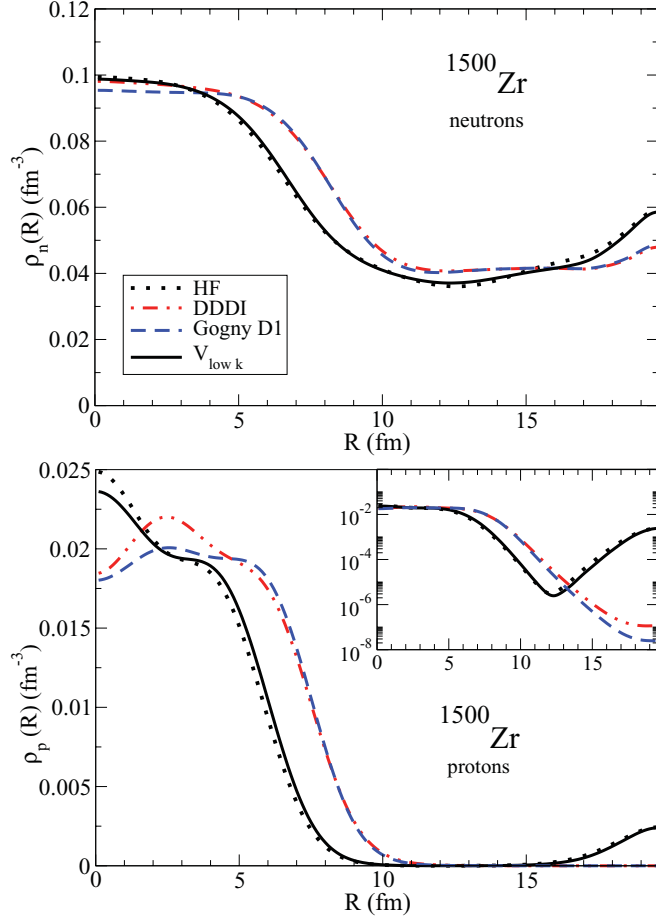


FIG. 2. (Color online) Neutron (top panel) and proton (bottom panel) densities for the  $^{1500}\text{Zr}$  WS cell. The inset shows the proton densities in a semilogarithmic scale.

$\mu_n$  is the neutron chemical potential and  $E_n(k) = \sqrt{(\varepsilon_n(k) - \mu_n)^2 + \Delta_n(k)^2}$  is the quasiparticle energy, while the single-particle energy  $\varepsilon_n(k)$  is given by the sum of the kinetic energy and the Hartree-Fock potential  $\bar{U}_{\text{HF}}^n$

$$\varepsilon_n(k) = \frac{\hbar^2 k^2}{2m_n^*} + \bar{U}_{\text{HF}}^n(k). \quad (8)$$

We use the Skyrme neutron effective mass  $m_n^*$ . The number equation [cf. Eq. (7)] provides the relation between the density and the chemical potential  $\mu_n$ . In the limit of weak coupling, where  $\Delta_n \ll \varepsilon_{F,n}$ , the chemical potential can be approximated by the Fermi energy  $\varepsilon_{F,n} = \frac{\hbar^2 k_{F,n}^2}{2m_n^*}$ , with  $k_{F,n} = (3\pi^2 \rho_n)^{1/3}$ . This approximation somewhat holds already at  $k_{F,n} \approx 0.2 \text{ fm}^{-1}$ , and we are left with solving only the gap equation [cf. Eq. (6)]. We check the validity of the above approximation a posteriori, by comparing the solution of Eq. (6) with that obtained in spherical-box calculations of homogeneous neutron matter, where both gap and number equations are solved simultaneously. The good agreement between the two methods (see Sec. III B) supports our results. Since the neutron HF potential  $\bar{U}_{\text{HF}}^n$  is constant and the

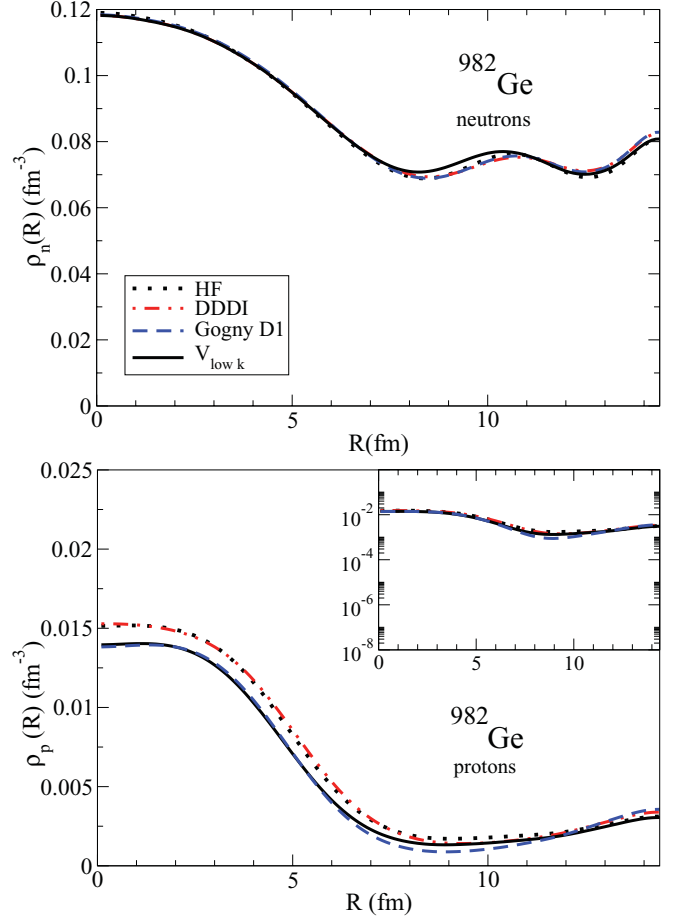


FIG. 3. (Color online) Same as Fig. 2, for the  $^{982}\text{Ge}$  WS cell.

single-particle energies are taken from the Fermi level, we also adopt the approximation  $\varepsilon_n(k) = \frac{\hbar^2 k^2}{2m_n^*}$ .

### III. RESULTS

#### A. Density profiles and limits of the WS approximation

HF and HFB neutron and proton densities for the inner-crust regions 11 through 3 (cf. Table I) are shown in Fig. 1. In these regions, the HFB density profiles obtained with the three pairing interactions are almost on top of each other. The density of the outer neutrons gradually raises as one goes deeper and deeper into the inner crust, with the innermost WS cell  $^{1800}\text{Sn}$  having an outer neutron density  $\rho_n \approx 0.02 \text{ fm}^{-3}$ . The proton clusters have a radial extension that ranges from 5 fm for the outermost cell (i.e.,  $^{180}\text{Zr}$ ) to about 7.5 fm for  $^{1800}\text{Sn}$ . The proton density above 10 fm is negligible for all regions 11 through 3.

At higher baryonic densities ( $\rho_b \geq 0.25\rho_0$ ), the mean-field proton spatial distribution becomes unstable, as shown in Figs. 2 and 3 for the two high-density cells  $^{1500}\text{Zr}$  and  $^{982}\text{Ge}$ . The proton density does not correspond to that of a proton cluster, as a non-negligible number of protons are sitting at the edge of the  $^{1500}\text{Zr}$  cell, while the protons are spread out over the whole  $^{982}\text{Ge}$  cell.

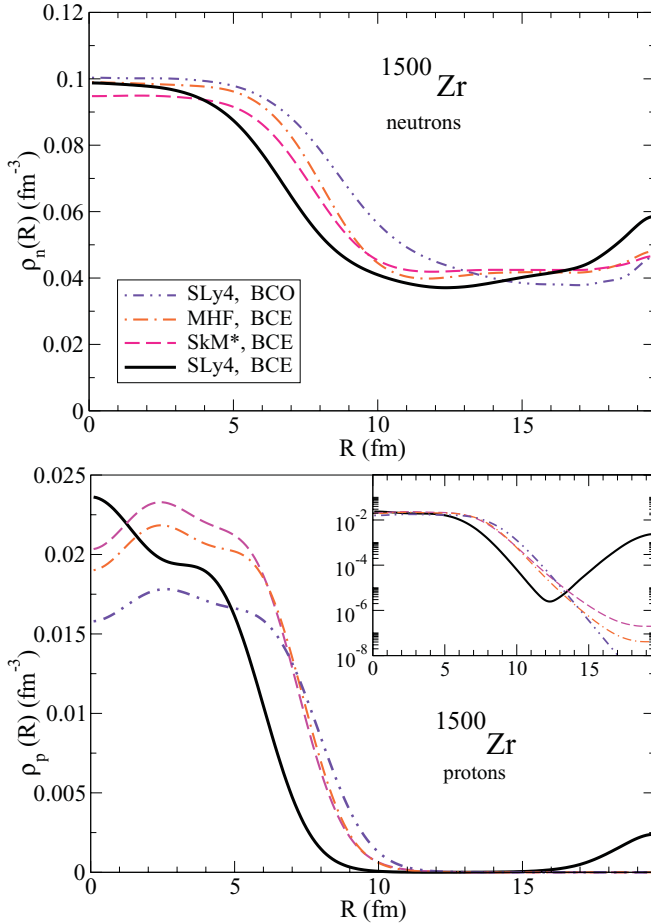


FIG. 4. (Color online) Neutron (top panel) and proton (bottom panel) densities for the  $^{1500}\text{Zr}$  WS cell, using the  $V_{\text{low}k}$  pairing interaction on top of different Skyrme functionals and for different boundary conditions. The inset shows the proton densities in a semilogarithmic scale.

For the  $^{1500}\text{Zr}$  cell, the proton density also depends on the strength of the pairing interaction (see bottom panel of Fig. 2). For HF calculations (i.e., zero pairing strength) and for HFB calculations with  $V_{\text{low}k}$  in the pairing channel, the box effect is much stronger than for calculations with the Gogny D1 and the DDDI pairing forces.

These instabilities are sensitive to the Skyrme functional used and to the boundary conditions as well. Neutron and proton HFB densities for the  $^{1500}\text{Zr}$  cell are shown in Fig. 4 for calculations using the  $V_{\text{low}k}$  pairing interaction on top of a mean field built with SLy4, SkM\*, and MHF Skyrme functionals. The results obtained with the BCO boundary conditions are also shown for the SLy4 functional in the same figure. The proton instability in  $^{1500}\text{Zr}$  is present only for SLy4 with BCE boundary conditions. All calculations for the higher-density cell  $^{982}\text{Ge}$  give results very similar to each other, with the protons spread out over the entire volume of the WS cell.

We conclude that solving the spherical HFB equations in a WS cell of densities  $\rho_b \geq 0.25\rho_0$  not always leads to a reliable solution. The method starts to be unstable at baryonic densities

$\rho_b \approx 8 \times 10^{13} \text{ g/cm}^3 \approx 0.25\rho_0$  and it definitely breaks down at  $\rho_b \approx 10^{14} \text{ g/cm}^3 \approx 0.35\rho_0$ .

We believe that the spherical WS approximation should not be used whereas these instabilities occur. Hence, in the following we show results only for the calculations where the spherical HFB solution is stable.

## B. Pairing gaps

It is useful to compare the superfluid properties of the inner crust to those of the INM. The pairing gaps at the Fermi surface are shown in Fig. 5 for INM and the inner crust.

The lines represent the solutions  $\Delta_n(k_{F,n})$  of Eq. (6) in infinite neutron matter. The open points are the LCS pairing gaps obtained from HFB calculations in spherical boxes of radius  $R_{\text{WS}} = 40 \text{ fm}$ , with no protons ( $Z = 0$ ) and with neutron number given by  $N = k_{F,n}^3 / (3\pi^2) \cdot 4\pi R_{\text{WS}}^3 / 3$ . The solid points are the LCS neutron pairing gaps in the inner crust regions 11 through 2 (see Table I).

As can be seen from the left panel of Fig. 5, the agreement between box and infinite-matter calculations is very good. However, the INM results obtained with the three pairing interactions differ substantially from each other. In particular, the gaps from the  $V_{\text{low}k}$  interactions are sensitively smaller than the others, with a maximum of 2.6 MeV against 3.2 MeV for the effective pairing interactions. At saturation, the Gogny pairing gap ( $\approx 1.2 \text{ MeV}$ ) is much larger than the gap obtained with  $V_{\text{low}k}$  ( $\approx 0.2 \text{ MeV}$ ). The results with the DDDI pairing force differ even more.

On the one hand, because of its simplicity, this type of contact pairing force is widely used in BCS and HFB calculations in INM and in the inner crust. Its parameters can also be fitted to reproduce given infinite-matter pairing gaps [35], and then used in inner-crust calculations. Hence, many parameter sets and energy cutoffs have been used in the past. On the other hand, realistic pairing interactions are phase-shift-equivalent interactions, they require no fitting procedures and allow us to connect the theory to the basic nucleonic forces. The RG evolution to low-momentum and the separable representation in the  $^1\text{S}_0$  channel make full HFB calculations in the inner crust feasible and fast, even on a laptop computer. We then advocate for adopting these realistic pairing interactions to get more reliable results when applying microscopic theories to the inner crust of neutron stars. More than that, higher-order pairing correlations and other contributions to the pairing channel (i.e., three-body forces) represent necessary contributions [9,36,37] and the adoption of realistic nucleonic potentials allows one to include them consistently.

The effect of the proton clusters on the inner-crust pairing gaps is shown in the right panel of Fig. 5. The presence of the protons leads to a reduction of the pairing gap of at most 10% at the maximum of the curve. This effect is negligible below  $k_{F,n} = 0.5 \text{ fm}^{-1}$ .

The pairing gap at the Fermi surface depends on the Skyrme functional used, which defines the level density. Except for the highest-density regions close to the star core, there is a very small dependence on the boundary conditions and on

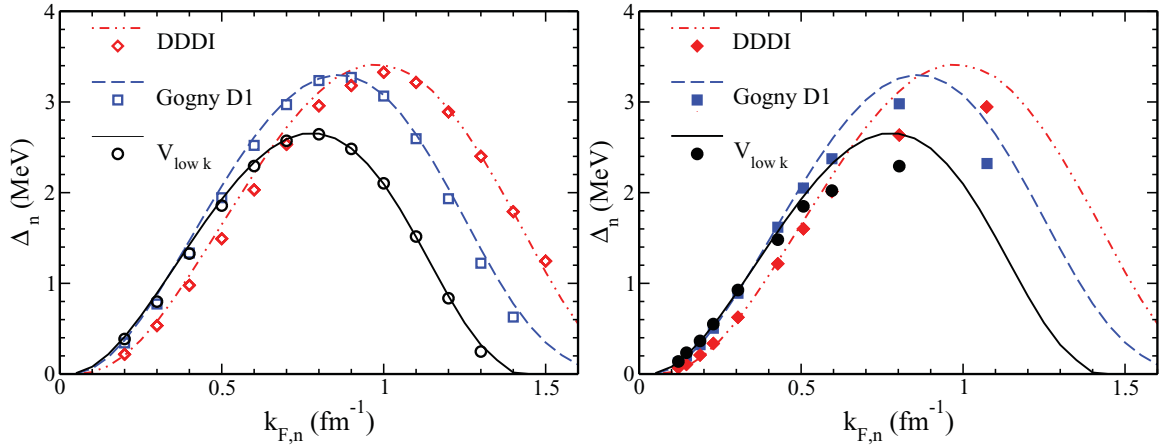


FIG. 5. (Color online) Pairing gaps obtained with the SLy4 Skyrme functional and the three pairing interactions in the legend. The lines represent the pairing gaps in infinite neutron matter and correspond to the solution  $\Delta_n(k_{F,n})$  of Eq. (6). Diamonds, squares and circles correspond to box calculations with DDDI, Gogny D1, and  $V_{low k}$  pairing interactions, respectively. The open points in the left panel are the LCS pairing gaps in infinite neutron matter, obtained from spherical-box HFB calculations with no protons (see text). The solid dots in the right panel are the LCS neutron pairing gaps in the inner crust, for the WS cells 11 through 2 (see Table I).

the particular WS-cell ( $R_{WS}$ ,  $Z$ ) parametrizations. The pairing gap obtained with the  $V_{low k}$  pairing interaction on top of the Skyrme functionals SkM\*, MHF, and SLy4 is shown in the left panel of Fig. 6. The INM gap value for the three functionals reflects the different INM effective masses  $m_n^*/m_n$  at saturation density (namely, 0.7531, 0.8687, and 0.997 for SLy4, MHF, and SkM\*, respectively).

The dependence of the pairing gap on the boundary conditions (namely, BCE and BCO) is shown in the right panel of Fig. 6. The gaps obtained using the ( $R_{WS}$ ,  $Z$ ) parameters from Ref. [20] are also shown in the same figure. All points lie in a narrow band. One always has to keep in mind that either Refs. [4,20] used functionals and pairing interactions that differ from the Skyrme functionals and from the pairing

interactions used in this work. One should use WS-cell ( $R_{WS}$ ,  $Z$ ) parameters obtained from an energy-minimization procedure performed using the same functionals and pairing interactions later used to study the superfluid properties of the system. While this goes beyond the goal of the present work, we checked that even Ref. [20] predicts a 10% suppression of the pairing gap at its maximum due to the presence of the protons.

### C. Spatial extension of the Cooper-pair

This section is dedicated to the study of the spatial properties of the Cooper pairs. The Cooper-pair wave function is defined as an  $UV$ -weighted superposition of

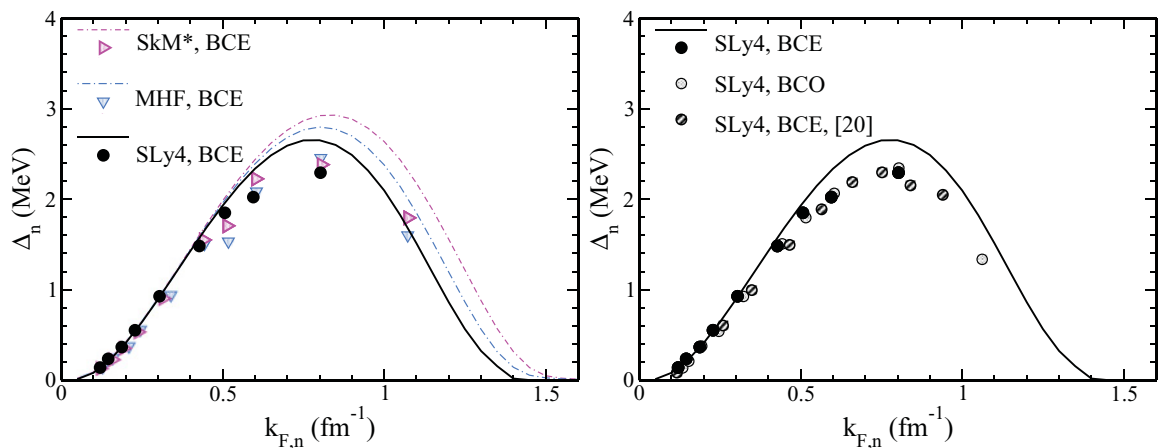


FIG. 6. (Color online) Dependence of the pairing gap on the Skyrme functional, on the boundary conditions and on the WS-cell ( $R_{WS}$ ,  $Z$ ) parameters. All results are obtained with the  $V_{low k}$  pairing interaction on top of different Skyrme functionals. The lines represent the pairing gaps in infinite neutron matter and correspond to the solution  $\Delta_n(k_{F,n})$  of Eq. (6). The points represent the pairing gaps for the inner crust, obtained in box calculations. The solid line and the solid dots are the same as in Fig. 5 and are obtained with the SLy4 Skyrme functional and BCE boundary conditions. Left panel: HFB solutions obtained with SkM\*, MHF, and SLy4 Skyrme functionals and with BCE boundary conditions. Right panel: results are obtained with the SLy4 Skyrme functional. Solid and graded dots correspond to the two different BCE and BCO boundary conditions, respectively. The striped dots are the HFB solutions for the WS-cell ( $R_{WS}$ ,  $Z$ ) parameters of Ref. [20].

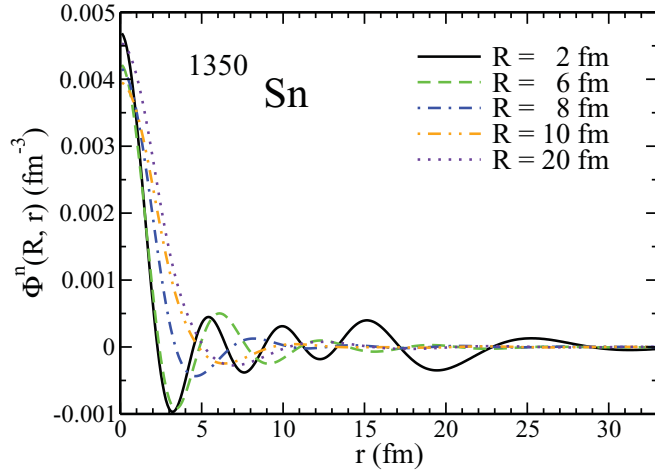


FIG. 7. (Color online) Cooper-pair wave function for  $^{1350}\text{Sn}$  as a function of the relative distance  $r$  of the two nucleons of the pair. Different curves correspond to different center-of-mass values  $R$ .

two-particle-state wave functions  $[\phi(\mathbf{r}_1)\phi(\mathbf{r}_2)]_{00}$  coupled to total angular momentum  $J = 0$  and total spin  $S = 0$

$$\Phi^q(\mathbf{r}_1, \mathbf{r}_2) = \sum_{inn'l_j} \frac{2j+1}{2} U_{nlj}^{i,q} V_{n'l_j}^{i,q} [\phi(\mathbf{r}_1)\phi(\mathbf{r}_2)]_{00}. \quad (9)$$

In the following we will show the Cooper-pair wave function in the center-of-mass reference frame. There is a weak dependence of  $\Phi^q$  on the angle between the Cooper-pair center of mass  $\mathbf{R}$  and the relative position of the two nucleons  $\mathbf{r}$ . Hence, an angular average can be performed without loss of information. Results for the neutron wave function  $\Phi^n(R, r)$  in the  $^{1350}\text{Sn}$  WS cell are shown in Fig. 7. The dependence on the center of mass vanishes outside the nucleus, for  $R > 10$  fm, recovering the asymptotic INM behavior for large  $r$  values

$$\Phi_{\text{INM}}^n(r) \approx \frac{1}{r} K_0(r/\pi\xi_P^n) \sin(k_{F,n}r), \quad (10)$$

where  $K_0$  is the modified Bessel function and  $\xi_P^n$  is the neutron Pippard coherence length, defined as

$$\xi_P^n = \frac{\hbar^2 k_{F,n}}{m_n^* \pi \Delta_F^n}. \quad (11)$$

The modified Bessel function, whose expression for large values of  $r$  is  $K_0(r/\pi\xi_P^n) \approx (\xi_P^n/r)^{1/2} \exp[-(r/\pi\xi_P^n)]$ , damps the oscillating behavior of the INM coherence length.

From the Cooper-pair wave function  $\Phi^n(R, r)$ , one can extract the coherence length. The coherence length gives information about the spatial extension of the pair. In INM, this quantity can be simply approximated by the Pippard formula defined in Eq. (11) within an acceptable level of accuracy. See Ref. [38] for a detailed discussion. For a given density, the Cooper-pair extension in INM is uniform and its value is inversely proportional to the pairing gap at the Fermi surface. At variance, in finite nuclei, the neutron coherence length

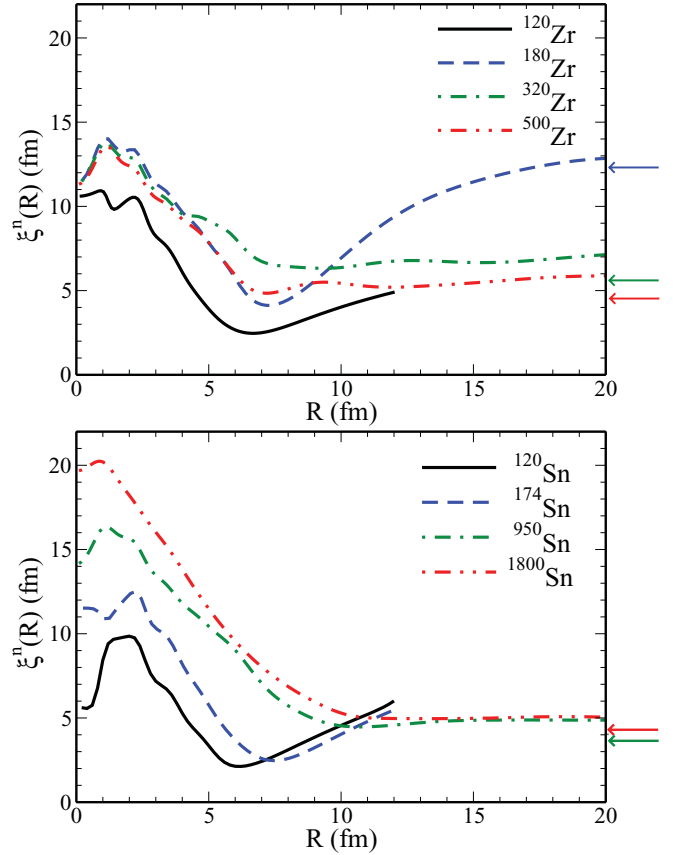


FIG. 8. (Color online) Neutron coherence length for different  $Z = 40$  (top panel) and  $Z = 50$  (bottom panel) systems, calculated using the SLy4 functional and the  $V_{\text{low}k}$  pairing interaction. The arrows on the right correspond to the INM coherence length taken at the Fermi momentum of the outer neutron gas (see text for details).

depends on the distance  $R$  from the center of the nucleus and it is defined as

$$\xi^n(R) = \sqrt{\frac{\int d^3r r^4 |\Phi^n(R, r)|^2}{\int d^3r r^2 |\Phi^n(R, r)|^2}}. \quad (12)$$

The neutron coherence length for  $Z = 40$  and  $Z = 50$  systems is shown in Fig. 8 for a wide range of the neutron number. In the case of finite nuclei (i.e.,  $^{120}\text{Zr}$  and  $^{120}\text{Sn}$ ), there is a minimum at the nuclear surface, as recent studies already discussed [39–42]. At the inner-crust densities this nuclear-surface effect gradually disappears as one moves from the outermost layers toward the star core (i.e., from  $^{180}\text{Zr}$  and  $^{500}\text{Zr}$ ). In the outer neutron gas (i.e., large  $R$ ), WS-cell calculations recover the INM coherence length value at the corresponding density, as it can be seen from the arrows in Fig. 8. These arrows correspond to the Pippard coherence length  $\xi_P^n$  computed with the Fermi momentum  $k_{F,n}$  of the outer gas of the given inner-crust region (see Table I) and with  $\Delta_n(k_{F,n})$  taken from the INM results in the left panel of Fig. 5.

At present, the relation between the coherence length and the strength of the pairing correlations still needs to be better clarified. According to recent studies in finite nuclei [39–42],



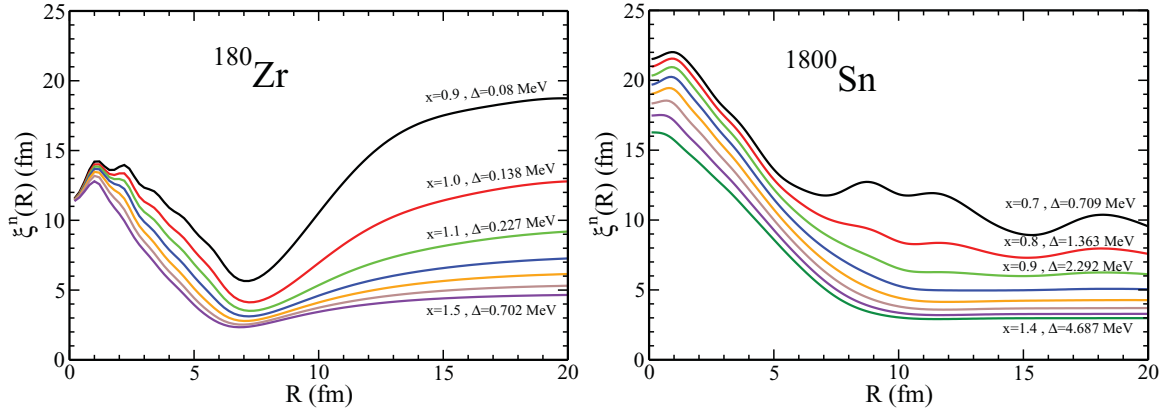


FIG. 9. (Color online) Neutron coherence length for  $^{180}\text{Zr}$  (left panel) and  $^{1800}\text{Sn}$  (right panel), calculated using the  $V_{\text{low}k}$  pairing interaction rescaled by a factor  $x$  (see text for details). From top to bottom, the curves correspond to an increasing strength of the pairing interaction.

the coherence length has a very small dependence on the strength of the pairing interaction and, consequently, on the value of the pairing gap at the Fermi level. This leads to the conclusion [41] that the minimum of the coherence length in finite nuclei has little to do with an enhanced strength of the pairing correlations at the nuclear surface. The minimum is a finite-size effect.

A possible explanation is that the superfluid properties are mostly determined by the levels around the Fermi energy (typically in the region  $\varepsilon_F \pm \Delta$ ). At variance with the INM case, where a continuum of states in the region  $\varepsilon_F \pm \Delta$  contributes to the pairing correlations, in finite nuclei close to the stability valley the dependence of the coherence length on the pairing gap at the Fermi level is washed out by the shell structure. The situation is different for the dineutron halo nucleus  $^{11}\text{Li}$  [43]. The weakly bound valence single-particle wave functions extend far outside the core and couple with the continuum. As a consequence, finite-size effects are not able to suppress the dependence of the coherence length on the pairing-interaction strength. The coherence length in  $^{11}\text{Li}$  has a minimum at the nuclear surface, but this minimum disappears with a negligible pairing interaction.

In the same way as  $^{11}\text{Li}$ , we can then expect the coherence length in the inner crust to depend on the pairing-interaction strength, as the Fermi energy lies in the continuum. Following the ideas of [41,43,44] in finite nuclei, we investigated this dependence in the  $^{180}\text{Zr}$  and  $^{1800}\text{Sn}$  WS cells, whose neutron coherence length is shown in Fig. 9 for the SLy4 Skyrme functional and with the  $V_{\text{low}k}$  pairing interaction rescaled by a factor  $x$ . The curves in each panel of Fig. 9 correspond to different rescaling factors  $x$ . From top to bottom, pairing correlations increase, with consequently larger and larger LCS pairing gaps. The coherence length in the inner crust depends on the strength of the pairing interaction. This dependence is present also inside the proton cluster and it is stronger in the outer neutron gas, where the inverse proportionality to the pairing gap is recovered [see Eq. (11)].

We conclude that the coherence length can depend on the strength of the pairing interaction, even inside the nucleus, but finite-size effects suppress this dependence when the Fermi level does not lie close to the continuum.

#### D. Pairing field

In this section we investigate the spatial properties of the pairing field. For a local pairing interaction  $v(\mathbf{r}_1 - \mathbf{r}_2)$ , the pairing field reads [39]

$$\Delta^q(\mathbf{r}_1, \mathbf{r}_2) = -v(\mathbf{r}_1 - \mathbf{r}_2)\Phi^q(\mathbf{r}_1, \mathbf{r}_2), \quad (13)$$

where  $\Phi^q(\mathbf{r}_1, \mathbf{r}_2)$  is the Cooper pair wave function defined in Eq. (9). It is convenient to perform a Wigner transform [25], changing to the center-of-mass coordinates and performing a Fourier transform on the relative distance  $r$ . In this way we obtain the pairing field  $\Delta^q(\mathbf{R}, \mathbf{k}_{12})$ , as a function of the two-particle center of mass  $\mathbf{R}$  and of their relative momentum  $\mathbf{k}_{12}$ . The pairing field depends weakly on the relative angle between the vectors  $\mathbf{k}_{12}$  and  $\mathbf{R}$ , so we show the results after performing an angular average.

The neutron pairing field  $\Delta^n(R, k_{12})$  is shown in Fig. 10 for the  $^{1350}\text{Sn}$  WS cell, using the SLy4 functional and the  $V_{\text{low}k}$  pairing interaction. We observe that the pairing field  $\Delta^n(R, k_{12})$ , has a strong dependence on the relative momentum

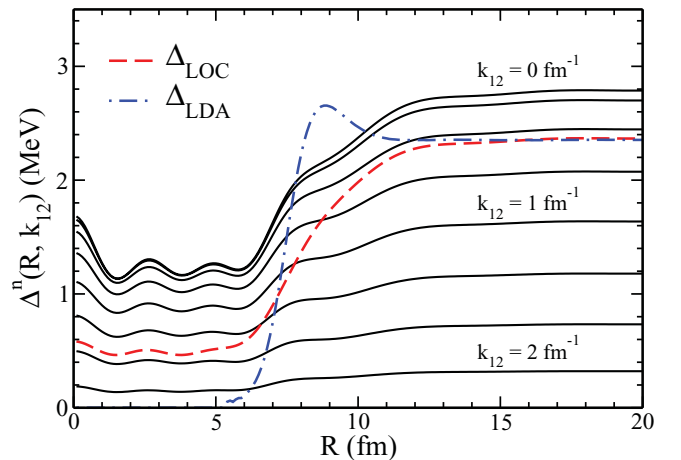


FIG. 10. (Color online) Neutron pairing field  $\Delta^n(R, k_{12})$  for  $^{1350}\text{Sn}$  (solid lines) as a function of  $R$  for fixed values of the relative momentum  $k_{12}$ . The dashed line corresponds to the local neutron pairing field  $\Delta_{\text{LOC}}^n(R)$  defined in Eq. (15). The dot-dashed line corresponds to the LDA approximation [35].

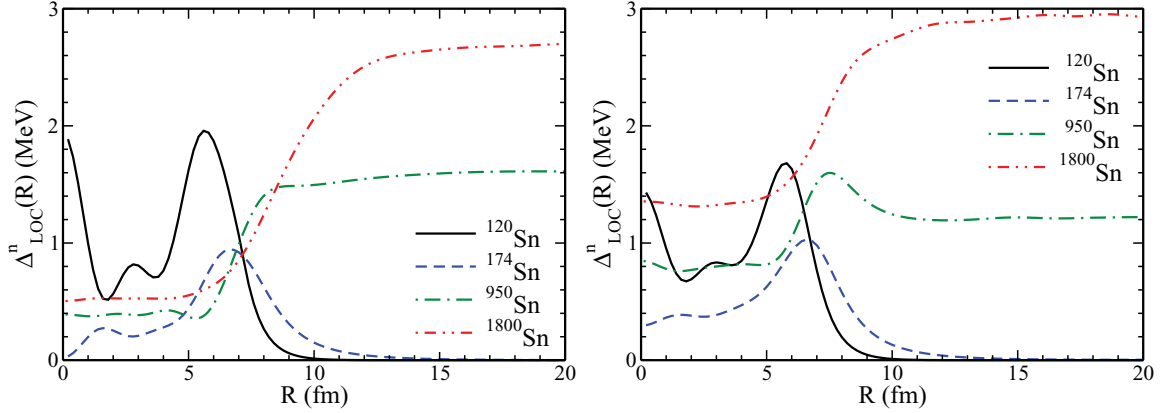


FIG. 11. (Color online) Neutron local pairing field for  $Z = 50$  systems, obtained with  $V_{\text{low } k}$  (left panel) and the DDDI (right panel) pairing interactions on top of the SLy4 Skyrme functional.

$k_{12}$  and it is suppressed at the center of the cell by the presence of the nucleus. As a consequence one observes a global reduction of the pairing gap (cf. Sec. III B). Our results on the pairing field agree with the more detailed discussion of Ref. [45].

A local approximation  $\Delta_{\text{LOC}}^q$  to the pairing field can be obtained by defining a local Fermi momentum  $k_{F,q}(R)$

$$\frac{\hbar^2 k_{F,q}^2(R)}{2m_q^*(R)} \equiv \varepsilon_{F,q} - U_{\text{centr}}^q(R), \quad (14)$$

and then taking the pairing field value

$$\Delta_{\text{LOC}}^q(R) \equiv \Delta^q(R, k_{F,q}(R)). \quad (15)$$

$U_{\text{centr}}^q(R)$  is the central potential of the single-particle Hamiltonian.

The neutron local pairing field  $\Delta_{\text{LOC}}^n$  is shown in Fig. 10, together with an LDA approximation  $\Delta_{\text{LDA}}$  to the pairing field [35].  $\Delta_{\text{LDA}}$  has been obtained solving the neutron gap equation [cf. Eq. (6)] in asymmetric nuclear matter, at different values of the Fermi momentum  $k_{F,n}(R) = (3\pi^2 \rho_n(R))^{1/3}$ , where  $\rho_n(R)$  is the HFB density for the  $^{1350}\text{Sn}$  cell. The LDA pairing field is more suppressed in the interior of the nucleus (where  $k_{F,n} \approx 1.33 \text{ fm}^{-1}$ ), and it is peaked at the nuclear surface. The local pairing field, instead, has a monotonic behavior. The reason of the difference between the two approximations has already been analyzed in a previous work [46] and comes from the fact that the classical LDA approximation is not able to capture the shell-structure effects of the system.

The evolution of the local neutron pairing field from finite nuclei to the inner crust is shown in Fig. 11 for  $Z = 50$  systems. The analysis is done for both  $V_{\text{low } k}$  (left panel) and the DDDI (right panel) pairing interactions. The latter is a local interaction and the pairing field does not depend on  $\mathbf{k}_{12}$  by construction. As we go from finite nuclei to the inner crust, the role of the nuclear surface changes drastically. The local pairing field is peaked at the surface of finite nuclei, at variance with nuclei immersed in a sea of superfluid neutrons. The value of the pairing field inside the nucleus represents the main difference between the results obtained with the two pairing interactions of Fig. 11.

Although the pairing field and its local approximation can be interpreted as a measure of the strength of the pairing correlations, one has to keep in mind that these are not observables. Hence, the association of a small coherence length (i.e., close correlated nucleons, see Fig. 8) with a large pairing field (i.e., large pairing correlations, see Fig. 11) has to be taken with a grain of salt. The suppression of the dependence of the coherence length on the strength of the pairing interaction, due to shell-structure effects in finite nuclei makes the above association at least unclear.

#### IV. CONCLUSIONS

We studied the superfluid properties of the inner crust of neutron stars, representing the different density regions with 11 spherical WS cells. In the innermost layers close to the star core, the spherical WS approximation turned out to break down, even at the HF level, where protons leak out of the center of the cell. The method starts to be unstable at baryonic densities  $\rho_b \approx 8 \times 10^{13} \text{ g/cm}^3$  and it definitely breaks down at  $\rho_b \approx 10^{14} \text{ g/cm}^3$ . The spherical WS approximation should not be used whereas these instabilities occur.

Within the limits of applicability of the method, we performed fully self-consistent HFB calculations, based on Skyrme functionals plus realistic pairing interactions. The pairing interaction has been taken as the low-momentum evolution of the Argonne AV18 potential. We restricted our calculations to the  $^1S_0$  pairing matrix elements, as higher partial waves are expected to give a much smaller contribution in the inner crust.

From a comparison with INM, the presence of the protons in the inner crust is found to reduce the pairing gap at the Fermi surface of about 10% at its maximum. This suppression is negligible below  $k_{F,n} = 0.5 \text{ fm}^{-1}$ . We also compared two different WS ( $R_{\text{WS}}, Z$ ) configurations, obtained from two energy-minimization procedures [4,20], with the results lying in a very narrow band.

The results obtained with effective pairing interactions (namely, the Gogny D1 interactions and a density-dependent contact force) differ substantially from the results obtained

with the realistic pairing interactions. Not only the nonarbitrariness of the latter ensures a higher reliability, but also the availability of a high-precision separable representation of low-momentum realistic potentials makes the calculations feasible even in the inner crust of neutron stars. Hence, we advocate for adopting these realistic pairing interactions to get more reliable results when applying microscopic EDF theories to the inner crust of neutron stars.

Higher-order pairing correlations are expected to play an important role in the inner crust of neutron stars, where the exchange of collective vibrations leads to a repulsive interaction and, consequently, to a suppression of the pairing gap [36]. At sufficiently high densities ( $k_{F,n} \geq 0.7 \text{ fm}^{-1}$ ), three-body forces are also expected to contribute to the pairing interaction [47]. A quantitative assessment of this effect requires all contributions to be treated consistently and represents the subject of a future work. Recently, *ab initio* quantum Monte Carlo calculations have been carried out for low-density infinite neutron matter ( $k_{F,n} \leq 0.5 \text{ fm}^{-1}$ ) [48], with an effort to understand the differences with other Monte Carlo results [49–51]. A quenching of the mean-field pairing gap is predicted, resulting in a larger pairing gap than what previous calculations found [52–56].

In this work we also presented a detailed study of the Cooper-pair spatial properties, which showed how the coherence length in the inner crust depends on the strength of the pairing interaction. This dependence is present also inside the proton cluster and it is stronger in the outer neutron gas, where the inverse proportionality to the pairing gap is recovered [see Eq. (11)]. This result was expected at the inner-crust densities, where the Fermi energy lies in the continuum, at variance with nuclei close to the stability valley, where shell-structure effects suppress this dependence. At present, the relation between the coherence length and the strength of the pairing correlations still needs to be better clarified.

#### ACKNOWLEDGMENTS

We are grateful to T. Lesinski and T. Duguet for useful discussions and for providing us with the separable representation of low-momentum realistic interactions. This work was supported in part by the Academy of Finland and the University of Jyväskylä within the FIDIPRO program and the Natural Sciences and Engineering Research Council of Canada (NSERC). TRIUMF receives funding via a contribution through the National Research Council Canada.

- 
- [1] N. Chamel and P. Haensel, *Living Rev. Relativity* **11**, 10 (2008).
- [2] M. Bender, P.-H. Heenen, and P.-G. Reinhard, *Rev. Mod. Phys.* **81**, 121 (2003).
- [3] G.-F. Bertsch, C.-A. Bertulani, W. Nazarewicz, N. Schunck, and M.-V. Stoitsov, *Phys. Rev. C* **79**, 034306 (2009).
- [4] J. Negele and D. Vautherin, *Nucl. Phys. A* **207**, 298 (1973)
- [5] E. Wigner and F. Seitz, *Phys. Rev.* **43**, 804 (1933).
- [6] T. Lesinski, T. Duguet, K. Bennaceur, and J. Meyer, *Eur. Phys. J. A* **40**, 121 (2009).
- [7] S. Baroni, A. O. Macchiavelli, and A. Schwenk, *Phys. Rev. C* **81**, 064308 (2010).
- [8] T. Duguet, T. Lesinski, K. Hebeler, and A. Schwenk, *Mod. Phys. Lett. A* **25**, 1989 (2010).
- [9] T. Lesinski, K. Hebeler, T. Duguet, and A. Schwenk, [arXiv:1104.2955v1](https://arxiv.org/abs/1104.2955v1).
- [10] S. K. Bogner, T. T. S. Kuo, and A. Schwenk, *Phys. Rep.* **386**, 1 (2003).
- [11] S. K. Bogner, R. J. Furnstahl, S. Ramanan, and A. Schwenk, *Nucl. Phys. A* **784**, 79 (2006).
- [12] S. K. Bogner, R. J. Furnstahl, and R. J. Perry, *Phys. Rev. C* **75**, 061001(R) (2007).
- [13] S. K. Bogner, R. J. Furnstahl, and A. Schwenk, *Prog. Part. Nucl. Phys.* **65**, 94 (2010).
- [14] K. Hebeler, T. Duguet, T. Lesinski, and A. Schwenk, *Phys. Rev. C* **80**, 044321 (2009).
- [15] J. Dechargé and D. Gogny, *Phys. Rev. C* **21**, 1568 (1980).
- [16] G. F. Bertsch and H. Esbensen, *Ann. Phys. (NY)* **209**, 327 (1991).
- [17] H. S. Than, E. Khan, and Nguyen Van Giai, *J. Phys. G: Nucl. Part. Phys.* **38**, 025201 (2011).
- [18] P. M. Pizzochero, F. Barranco, E. Vigezzi, and R. A. Broglia, *Astroph. Journ.* **569**, 381, (2002).
- [19] F. Grill, J. Margueron, and N. Sandulescu, [arXiv:1107.4275](https://arxiv.org/abs/1107.4275).
- [20] M. Baldo, E. E. Saperstein, and S. V. Tolokonnikov, *Nucl. Phys. A* **749**, 42 (2005).
- [21] M. Fortin, F. Grill, J. Margueron, Dany Page, and N. Sandulescu, *Phys. Rev. C* **82**, 065804 (2010).
- [22] N. Chamel, S. Naimi, E. Khan, and J. Margueron, *Phys. Rev. C* **75**, 055806 (2007).
- [23] N. Chamel, S. Goriely, J. M. Pearson, and M. Onsi, *Phys. Rev. C* **81**, 045804 (2010).
- [24] M. Baldo, E. E. Saperstein, and S. V. Tolokonnikov, *Nucl. Phys. A* **775**, 235 (2006).
- [25] P. Ring and P. Schuck, *The Nuclear Many-Body Problem* (Springer Verlag, Berlin, 1980).
- [26] E. Chabanat, P. Bonche, P. Haensel, J. Meyer, and R. Schaeffer, *Nucl. Phys. A* **627**, 710 (1997).
- [27] E. Chabanat, P. Bonche, P. Haensel, J. Meyer, and R. Schaeffer, *Nucl. Phys. A* **635**, 231 (1998).
- [28] N. Sandulescu, N. V. Giai, and R. J. Liotta, *Phys. Rev. C* **69**, 045802 (2004).
- [29] Y. Tian, Z. Y. Ma, and P. Ring, *Phys. Lett. B* **676**, 44 (2009).
- [30] Y. Tian, Z. Y. Ma, and P. Ring, *Phys. Rev. C* **79**, 064301 (2009).
- [31] T. Duguet, *Phys. Rev. C* **69**, 054317 (2004).
- [32] T. Duguet and T. Lesinski, *Eur. Phys. J. Special Topics* **156**, 207 (2008).
- [33] P. Bonche and D. Vautherin, *Nucl. Phys. A* **372**, 496 (1981).
- [34] H. Nakada and M. Yamagami, *Phys. Rev. C* **83**, 031302(R) (2011).
- [35] J. Margueron, H. Sagawa, and K. Hagino, *Phys. Rev. C* **76**, 064316 (2007).
- [36] G. Gori, F. Ramponi, F. Barranco, R. A. Broglia, G. Coló, D. Sarchi, and E. Vigezzi, *Nucl. Phys. A* **731**, 401 (2004).

- [37] G. Gori, F. Ramponi, F. Barranco, P. F. Bortignon, R. A. Broglia, G. Coló, and E. Vigezzi, *Phys. Rev. C* **72**, 011302(R) (2005).
- [38] M. Matsuo, *Phys. Rev. C* **73**, 044309 (2006).
- [39] A. Pastore, F. Barranco, R. A. Broglia, and E. Vigezzi, *Phys. Rev. C* **78**, 024315 (2008).
- [40] X. Viñas, P. Schuck, and N. Pillet, *Phys. Rev. C* **82**, 034314 (2010).
- [41] N. Pillet, N. Sandulescu, P. Schuck, and J.-F. Berger, *Phys. Rev. C* **81**, 034307 (2010).
- [42] N. Pillet, N. Sandulescu, and P. Schuck, *Phys. Rev. C* **76**, 024310 (2007).
- [43] K. Hagino, H. Sagawa, and P. Schuck, *J. Phys. G: Nucl. Part. Phys.* **37**, 064040 (2010).
- [44] T. Duguet (private communication, 2011).
- [45] F. Barranco, R. A. Broglia, H. Esbensen, and E. Vigezzi, *Phys. Rev. C* **58**, 1257 (1998).
- [46] X. Viñas, P. Schuck, and M. Farine, [arXiv:1106.0187v1](https://arxiv.org/abs/1106.0187v1).
- [47] K. Hebeler and A. Schwenk, *Phys. Rev. C* **82**, 014314 (2010).
- [48] A. Gezerlis and J. Carlson, *Phys. Rev. C* **81**, 025803 (2010).
- [49] A. Fabrocini, S. Fantoni, A. Y. Illarionov, and K. E. Schmidt, *Phys. Rev. Lett.* **95**, 192501 (2005).
- [50] S. Gandolfi, A. Yu. Illarionov, S. Fantoni, F. Pederiva, and K. E. Schmidt, *Phys. Rev. Lett.* **101**, 132501 (2008).
- [51] T. Abe and R. Seki, *Phys. Rev. C* **79**, 054002 (2009).
- [52] J. M. C. Chen, J. W. Clark, R. D. Dave, and V. V. Khodel, *Nucl. Phys. A* **555**, 59 (1993).
- [53] J. Wambach, T. L. Ainsworth, and D. Pines, *Nucl. Phys. A* **555**, 128 (1993).
- [54] H.-J. Schulze, J. Cugnon, A. Lejeune, M. Baldo, and U. Lombardo, *Phys. Lett. B* **375**, 1 (1996).
- [55] A. Schwenk, B. Friman, and G. E. Brown, *Nucl. Phys. A* **713**, 191 (2003).
- [56] L. G. Cao, U. Lombardo, and P. Schuck, *Phys. Rev. C* **74**, 064301 (2006).