

JYX



This is a self-archived version of an original article. This version may differ from the original in pagination and typographic details.

Author(s): ALICE collaboration

Title: Emergence of Long-Range Angular Correlations in Low-Multiplicity Proton-Proton Collisions

Year: 2024

Version: Published version

Copyright: © 2024 CERN

Rights: CC BY 4.0

Rights url: <https://creativecommons.org/licenses/by/4.0/>

Please cite the original version:

ALICE collaboration. (2024). Emergence of Long-Range Angular Correlations in Low-Multiplicity Proton-Proton Collisions. *Physical Review Letters*, 132(17), Article 172302.
<https://doi.org/10.1103/PhysRevLett.132.172302>

Emergence of Long-Range Angular Correlations in Low-Multiplicity Proton-Proton Collisions

S. Acharya *et al.**
(ALICE Collaboration)

 (Received 11 December 2023; revised 22 February 2024; accepted 22 March 2024; published 26 April 2024)

This Letter presents the measurement of near-side associated per-trigger yields, denoted ridge yields, from the analysis of angular correlations of charged hadrons in proton-proton collisions at $\sqrt{s} = 13$ TeV. Long-range ridge yields are extracted for pairs of charged particles with a pseudorapidity difference of $1.4 < |\Delta\eta| < 1.8$ and a transverse momentum of $1 < p_T < 2$ GeV/ c , as a function of the charged-particle multiplicity measured at midrapidity. This Letter extends the measurements of the ridge yield to the low multiplicity region, where in hadronic collisions it is typically conjectured that a strongly interacting medium is unlikely to be formed. The precision of the new low multiplicity results allows for the first direct quantitative comparison with the results obtained in e^+e^- collisions at $\sqrt{s} = 91$ GeV and $\sqrt{s} = 183\text{--}209$ GeV, where initial-state effects such as preequilibrium dynamics and collision geometry are not expected to play a role. In the multiplicity range $8 \lesssim \langle N_{\text{ch}} \rangle \lesssim 24$ where the e^+e^- results have good precision, the measured ridge yields in pp collisions are substantially larger than the limits set in e^+e^- annihilations. Consequently, the findings presented in this Letter suggest that the processes involved in e^+e^- annihilations do not contribute significantly to the emergence of long-range correlations in pp collisions.

DOI: [10.1103/PhysRevLett.132.172302](https://doi.org/10.1103/PhysRevLett.132.172302)

Long-range angular correlations have been observed in the collisions of ultrarelativistic heavy ions both at RHIC [1–4] and LHC [5–7]. In such collisions, the presence of correlations between pairs of particles with large pseudorapidity differences is interpreted as a signature for the existence of a strongly coupled medium, known as the quark-gluon plasma (QGP), which converts the initial pressure gradients created in noncentral nucleus-nucleus collisions into a collective momentum anisotropy of the final-state hadrons. In particular, the collectivity signal manifests itself as a near-side ridge around the jet fragmentation peak in the two-particle correlation function, indicating the presence of a medium with considerable anisotropic flow.

Long-range correlations have also been observed in high-multiplicity proton-proton (pp) [8–13], proton-nucleus (pA) [14–17], and light nucleus-nucleus collisions [18–20]. These results have challenged the interpretation of the so-called collective phenomena in hadronic collisions [21], and raised the question whether the same underlying dynamics can be responsible for the emergence of long-

range correlations in small and large systems [22]. Notably, the formation of a medium and its subsequent evolution, which is understood to take place in heavy-ion collisions might not be justifiable in small collision systems, where the requirement of thermal equilibrium may not be achieved under the conditions of small system size. Despite a vast experimental and theoretical effort, an unambiguous description of these experimental data is not yet achieved [22–24], although there has been recent progress [25–27]. Flowlike signatures could indeed originate from the very early stages of the collisions [28,29] or develop during the late stages of the collisions as a consequence of the interaction with a strongly coupled medium [30,31]. This suggests that ridge measurements combined with measurements of jet shape modification can eventually be used to separate initial state and flow-driven contributions [32].

Recently, new experimental insights have been obtained by the study of long-range correlations in e^+e^- collisions at $\sqrt{s} = 91$ and $\sqrt{s} = 183\text{--}209$ GeV using ALEPH [33] archived data [34,35]. Collisions between pointlike electrons and positrons remain unaffected by the presence of beam remnants or gluonic initial-state radiation, and are not sensitive to the modeling of parton distribution functions [36,37]. Near-side ridge is neither observed in the lab reference frame nor in the thrust-axis reference frame. The results obtained in e^+e^- collisions were also compared with the associated yield measurement in pp collisions with CMS [8,38], but due to the large uncertainties of the

*Full author list given at the end of the Letter.

Published by the American Physical Society under the terms of the [Creative Commons Attribution 4.0 International license](https://creativecommons.org/licenses/by/4.0/). Further distribution of this work must maintain attribution to the author(s) and the published article's title, journal citation, and DOI. Open access publication funded by CERN.

existing pp measurement, a statistically significant comparison between the ridge yields measured in pp and e^+e^- collisions was not feasible. A systematic study of such signatures across collision systems and sizes represents a unique opportunity to characterize the emergence of collective phenomena. In particular, measurements performed in pp collisions with very low multiplicity can provide crucial inputs to address the relevance of initial-state effects [30] in the presumed absence of a flow-inducing medium and final-state correlations [39,40], and in turn constrain the magnitude of these initial-state effects traditionally afflicted by a large uncertainty [41]. At the same time, comparing to the e^+e^- collision system helps to identify physical processes in the pp system that do contribute to collectivity, as no such signals were detected in the e^+e^- system [34,35] up to certain multiplicities.

In this Letter, the near-side long-range yields are measured in pp collisions at $\sqrt{s} = 13$ TeV with good precision down to very low multiplicities. The results are reported for pairs of charged particles with pseudorapidity $1.4 < |\Delta\eta| < 1.8$ and transverse momentum $1 < p_T < 2$ GeV/ c , as a function of the charged-particle multiplicity measured at midrapidity. The experimental precision of this Letter allows for the first quantitative comparison with the results obtained in e^+e^- collisions at $\sqrt{s} = 91$ and $\sqrt{s} = 183$ – 209 GeV with ALEPH archived data, where initial-state effects in hadronic collisions are not expected to play a role. The measurement is also compared to predictions of PYTHIA8.3 [40] and EPOS LHC simulations [42].

The data were collected in 2017 and 2018 using the ALICE apparatus [43] at the LHC. Information about the detector configuration and performance can be found in Refs. [44,45]. The main systems used for this Letter were the central-barrel detectors, located within a solenoidal magnet and used for charged-particle tracking. These include the Inner Tracking System and the Time Projection Chamber. The V0 detector, consisting of two scintillator arrays located at pseudorapidities of $2.8 < \eta < 5.1$ and $-3.7 < \eta < -1.7$, was used for the trigger and event selections. Minimum-bias (MB) events were selected online by requiring a signal from at least one charged particle in both V0 counters. The analyzed data sample consists of about 1.3×10^9 MB pp collisions at a center-of-mass energy of $\sqrt{s} = 13$ TeV within primary vertex range $|z_{\text{vtx}}| < 8.0$ cm along the beam axis, corresponding to an integrated luminosity of about 22 nb^{-1} .

The observables presented in this analysis are extracted using two-particle angular correlations for pairs of charged particles. The two-particle per-trigger yield is measured as a function of relative azimuthal angle $\Delta\phi$ and pseudorapidity $\Delta\eta$ of two particles—traditionally called trigger and associated—and is defined as

$$\frac{1}{N_{\text{trig}}} \frac{d^2 N_{\text{pair}}}{d\Delta\eta d\Delta\phi} = B(0, 0) \frac{S(\Delta\eta, \Delta\phi)}{B(\Delta\eta, \Delta\phi)}. \quad (1)$$

Equation (1) is evaluated within a range of transverse momentum of the trigger ($p_{T,\text{trig}}$) and associated ($p_{T,\text{assoc}}$) particles within $|\eta| < 1.0$ where $p_{T,\text{trig}} > p_{T,\text{assoc}}$. The total number of trigger particles is denoted with N_{trig} , and the number of trigger and associated particle pairs with N_{pair} . This two-particle yield $S(\Delta\eta, \Delta\phi)$ is corrected for pair acceptance and reconstruction effects by constructing a mixed-event distribution $B(\Delta\eta, \Delta\phi)$ from pairs where the trigger and associated particles are taken from different events. This mixed-event distribution is normalized by $B(0, 0)$ computed by pairs of particles of identical charge traveling in the same direction for which acceptance and reconstruction effects are identical by construction. The event mixing is performed such that events with similar multiplicity and primary vertex z_{vtx} (bins of 2 cm) are combined. The final per-trigger yield is obtained by averaging over these individual bins. In addition, all tracks are corrected for the single-particle tracking efficiency as a function of p_T and η . The efficiency corrections and acceptance factors are obtained by simulating events with PYTHIA8.3 with the Monash tune [46], and the detector response simulated using the GEANT3 transport package [47].

The per-trigger yield distribution as a function of $\Delta\phi$ is obtained by integrating the two-dimensional two-particle per-trigger yield in the long-range intervals $1.4 < |\Delta\eta| < 1.8$, in order to exclude the region dominated by the jet fragmentation peak

$$Y(\Delta\phi) = \frac{1}{N_{\text{trig}}} \frac{dN_{\text{pair}}}{d\Delta\phi} = \int_{1.4 < |\Delta\eta| < 1.8} \left(\frac{1}{N_{\text{trig}}} \frac{d^2 N_{\text{pair}}}{d\Delta\eta d\Delta\phi} \right) \frac{1}{\delta_{\Delta\eta}} d\Delta\eta, \quad (2)$$

where $\delta_{\Delta\eta} = 0.8$ is the normalization constant for the chosen $\Delta\eta$ range. The ridge yield Y^{ridge} is extracted by integrating the near-side area of the associated per-trigger yield using

$$Y^{\text{ridge}} = \int_{|\Delta\phi| < |\Delta\phi_{\text{min}}|} Y(\Delta\phi) d\Delta\phi - 2|\Delta\phi_{\text{min}}| C_{\text{ZYAM}}. \quad (3)$$

A zero-yield-at-minimum (ZYAM) procedure is applied to subtract the baseline of the per-trigger yield. We assume that $Y(\Delta\phi)$ has an uncorrelated flat contribution, $C_{\text{ZYAM}} = Y(\Delta\phi_{\text{min}})$, where $\Delta\phi_{\text{min}}$ is the location of the minimum of $Y(\Delta\phi)$. To reduce the impact of statistical fluctuations, $Y(\Delta\phi)$ is fitted by a symmetric Fourier series up to third harmonic $F(\Delta\phi) = \sum_{n=0}^3 2a_n \cos(n\Delta\phi)$, which is found to be adequate in this analysis for a precise extraction of $\Delta\phi_{\text{min}}$ and C_{ZYAM} . This procedure is illustrated in the right panel of Fig. 1. Since the fit is only used to locate the bounds of the near-side ridge, the impact of the higher harmonics on the baseline and ZYAM procedure is

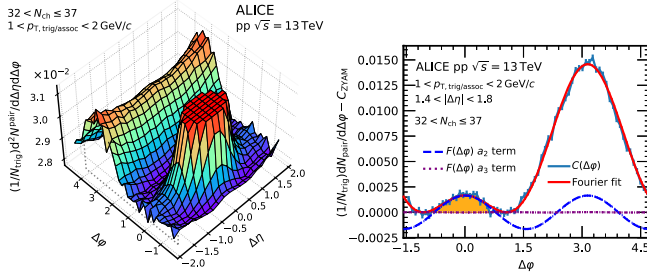


FIG. 1. Two-particle per-trigger yield measured for charged track pairs with $1 < p_{T, \text{trig}} < 2 \text{ GeV}/c$ and $1 < p_{T, \text{assoc}} < 2 \text{ GeV}/c$ within the multiplicity range $32 < N_{ch} \leq 37$. The jet fragmentation peak has been truncated to ensure a better visibility of the long-range structure. The right panel shows the zero-suppressed projection to $\Delta\phi$ overlaid with $F(\Delta\phi)$ (red line) and the area in which the ridge yield is extracted (shaded area). The blue and purple lines represent the second and third harmonic terms of $F(\Delta\phi)$.

negligible. The ridge yield provides a measure for collective effects, and is generally compatible with the measurements of flow coefficients v_n in small systems [48]. The measurement of Y^{ridge} also facilitates the comparison with the readily available e^+e^- result, and does not suffer from ambiguities related to low-multiplicity template subtraction applied in other measurements [16].

The analysis is performed in different intervals of measured multiplicity. In order to determine the corrected charged-particle multiplicity $\langle N_{ch} \rangle$ in each multiplicity interval, the number of charged tracks is counted within $|\eta| < 1$ and $p_T > 0.2 \text{ GeV}/c$. This number is corrected for detector effects by correlating reconstructed and simulated multiplicities, and randomly sampling a new multiplicity value from the simulated distribution corresponding to the reconstructed value, representing the uncorrected measured multiplicity. At the same time, the resampling technique reduces self-correlation between the multiplicity and the particles entering the per-trigger yield. The analysis is carried out for 14 multiplicity intervals, ranging from $N_{ch} = 0$ to 62, where the average MB multiplicity is about 11.3.

The systematic uncertainties of the ridge yields are evaluated by varying the event and track selections as well as the integration ranges used in the extraction. A bootstrapping procedure [34] is used to estimate both the statistical and systematic uncertainties. This uncertainty is obtained by making large number of variations of the default value $Y_{\text{def}}(\Delta\phi)$ of the per-trigger yield distribution, by adding random statistical and systematic fluctuations and extracting the ridge yield applying the procedure as given in Eq. (3). Gaussian fluctuations are randomly added bin-by-bin based on the statistical uncertainty. Systematic fluctuations are included by assuming that the $Y_s(\Delta\phi)/Y_{\text{def}}(\Delta\phi)$ variation for each source of systematic uncertainty s has a common shift across $(\Delta\phi, \Delta\eta)$ (not

affecting the ridge yield) and a bin-by-bin component, taken to be Gaussian distributed and each variation corresponding to 1σ . It should be noted that the statistical uncertainties and the five sources of systematic uncertainty described below are all varied each time. The final uncertainty on Y^{ridge} is calculated as the standard deviation of the yield distribution obtained from a large number of these random variations. For multiplicity intervals where the result is consistent with zero, a limit $Y_{\text{CL}}^{\text{ridge}}$ from this distribution is estimated at 95% confidence level (CL).

The selection on the position of the primary vertex along the beam axis (z_{vtx}) is varied from $|z_{\text{vtx}}| < 8 \text{ cm}$ to 10 cm . The corresponding systematic uncertainty was found to be less than 5% depending on multiplicity. In order to estimate the bias due to the possible presence of jetlike correlations in $1.4 < |\Delta\eta| < 1.8$, the definition of the long-range region was changed to $1.5 < |\Delta\eta| < 1.8$. This change also estimates the effect of residual non-flow in the region in which the ridge yield is extracted. As the near-side ridge yield decreases towards low multiplicity, the relative contribution from jetlike (nonflow) contribution to the systematic uncertainty increases from 3% at high multiplicity to 22% at $\langle N_{ch} \rangle = 15$, and dominates for lower multiplicity. Uncertainties related to track reconstruction were estimated by varying the required number of hits in the ITS layers allowing a more uniform detector acceptance but larger contributions from secondaries, resulting in 3%–10% variation without a clear multiplicity dependence. Residual two-particle acceptance effects due to the finite accuracy of the event-mixing pair-acceptance correction, generally affecting the structure at long-range $\Delta\eta$, have been estimated to be around 4% on average. This contribution has been evaluated by adjusting the per-trigger yield with a $\Delta\phi$ -independent factor such that the away-side region is constant over $\Delta\eta$. As a further check on the extraction of the associated yield, the $\Delta\phi$ integration region is shifted with a resulting difference of about 1%. The total systematic uncertainty resulting from the bootstrapping procedure is around 5% at $\langle N_{ch} \rangle = 60$ and increases gradually to 25% at $\langle N_{ch} \rangle = 15$.

Figure 1 presents the two-particle per-trigger yield for trigger and associated particle momentum of $1 < p_T < 2 \text{ GeV}/c$ in the multiplicity interval $32 < N_{ch} \leq 37$. A prominent jet-fragmentation peak originating from correlations of particles from the fragmentation of the same parton is visible at $(\Delta\eta, \Delta\phi) = (0, 0)$. At $\Delta\phi = \pi$, a broad away-side structure results from correlations of tracks from back-to-back jet fragments that are spread over the entire $\Delta\eta$ region (as the parton-parton scattering center-of-mass frame is not the lab frame). The momentum region has been chosen such that these peaks are sufficiently narrow in $\Delta\phi$, allowing one to extract the long-range ridge yield. At $|\Delta\eta| \gtrsim 1.4$ and $\Delta\phi \approx 0$, the “ridge” structure, represented by an enhancement of the correlation, is visible which was observed in previous measurements [49] and that in

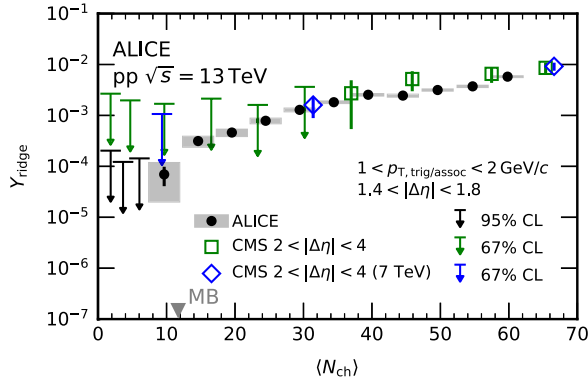


FIG. 2. Ridge yield as a function of multiplicity. The black points correspond to the measurement presented in this Letter, while data from CMS [8,38] are drawn as green and blue markers. Vertical bars denote statistical uncertainties while systematic uncertainty is shown as a shaded area. For both results, at low multiplicity where the lower uncertainty reaches zero, an upper limit is reported, which is drawn as a bar and down arrow. Such points are given at 95% CL for the results from this Letter and at 67% for the results from CMS. The “MB” arrow at $\langle N_{\text{ch}} \rangle = 11.3$ indicates the multiplicity averaged over the entire studied multiplicity range.

heavy-ion collisions is interpreted as a sign of collective expansion of the QGP medium. The overall shape and width of the jet fragmentation peak has been studied extensively to be confident that the nonflow contamination in the yield extraction is minimal. In addition, the $\Delta\eta$ cuts have been varied as part of the systematic uncertainties. These investigations of the dependence of correlations on jet fragmentation and its implications on correlation studies are of interest in itself and will be published subsequently.

Figure 2 shows the extracted ridge yield Y^{ridge} as a function of the average charged-particle multiplicity. The measured Y^{ridge} shows a strong multiplicity dependence, with an increasing trend towards higher multiplicity collisions. A nonzero Y^{ridge} is measured with good precision for events with $\langle N_{\text{ch}} \rangle > 9$, significantly extending the low-multiplicity reach of previous measurements [38]. A limit, represented in the figure by the black arrows, is computed at 95% CL for the three lowest multiplicity intervals ($\langle N_{\text{ch}} \rangle < 9$) where no significant ridge yield was observed. The origin of the arrow corresponds to the threshold value of the ridge yield ($Y_{\text{CL}}^{\text{ridge}}$) for which 95% of the bootstrap distribution values are smaller than $Y_{\text{CL}}^{\text{ridge}}$. The results are compared with an analogous measurement performed by CMS (green markers) at the same center-of-mass energy. To allow for a direct comparison with the ALICE measurement, the x axis of the CMS data was scaled by the ratio of the pseudorapidity acceptance of CMS and ALICE, which was estimated to be about 0.66 with negligible statistical uncertainty based on PYTHIA8.3 simulations. The CMS result presents finite near-side yields for $\langle N_{\text{ch}} \rangle \gtrsim 38$ and limits at 67% CL for smaller multiplicities. The two

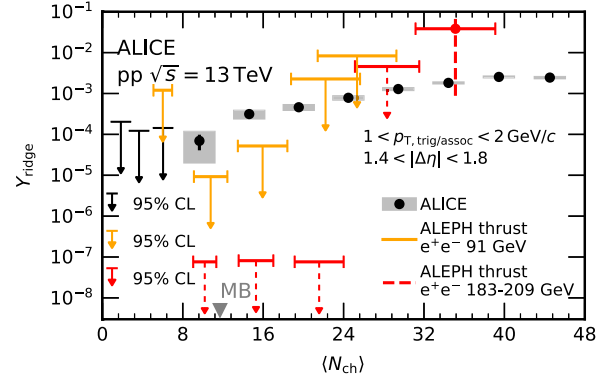


FIG. 3. Ridge yield as a function of multiplicity, compared to the upper limits on the ridge yield in e^+e^- collisions. Vertical bars denote statistical uncertainties while systematic uncertainty is shown as the shaded areas. The orange limits represent the measurement in the thrust-axis reference frame with ALEPH [34]. The horizontal bars in the ALEPH points represent the uncertainty related to the multiplicity conversion from the ALEPH to the ALICE acceptance (see text). All limits are given at 95% CL.

results are in good agreement at high multiplicities, where an accurate estimation of the ridge yields is available for both experiments. The comparison also includes CMS measurements at $\sqrt{s} = 7$ TeV, with the same scaling procedure applied. The measurement at $\sqrt{s} = 7$ TeV has a smaller uncertainty at $\langle N_{\text{ch}} \rangle \sim 32$ compared to the one at $\sqrt{s} = 13$ TeV and also agrees with the ALICE results.

In Fig. 3, the result is compared to a recent measurement performed in e^+e^- collisions at $\sqrt{s} = 91$ [34] and at $\sqrt{s} = 183\text{--}209$ GeV [35] in the thrust-axis reference frame using ALEPH archived data. Because of the absence of beam remnants, the thrust axis provides an estimate of the longitudinal color field between the initially created outgoing $q\bar{q}$ pair and is therefore the sensible choice in e^+e^- collisions to search for collective effects. Similarly to the previous figure, in order to translate the ALEPH multiplicity into the ALICE acceptance range, a scaling factor is estimated with PYTHIA8.3 events by counting the resulting particles in the acceptance ranges of both experiments ($|\eta| < 1.738$, $p_{\text{T}} > 0.2$ GeV/ c in case of ALEPH). It is inherently difficult to compare the multiplicity in these two collision systems which have more than 2 orders of magnitude difference in collision energy as well as a different initial state leading to different flavor composition as well as multiplicity and momentum distributions. In order to give justice to these differences, this procedure of estimating the experimental acceptance was performed in both pp collisions at $\sqrt{s} = 13$ TeV and e^+e^- collisions at $\sqrt{s} = 91$ and $\sqrt{s} = 183\text{--}209$ GeV with resulting correction coefficients $c_{\text{pp}} = 0.57$, $c_{\text{ee}}^1 = 0.78$, and $c_{\text{ee}}^2 = 0.72$, respectively. The large difference between these two estimations reflects the different underlying mechanisms leading to multiplicity production in pp and e^+e^-

collisions and is depicted by the horizontal uncertainty bars of the ALEPH ridge yields which are given as limits at 95% CL. In the multiplicity range 8 to 18 (24) the yields in pp collisions are substantially above the ALEPH limit at $\sqrt{s} = 91$ ($\sqrt{s} = 183\text{--}209$ GeV) while outside this range the limits from e^+e^- collisions are above the pp measurement. The ALEPH measurement at a multiplicity of about 34 at $\sqrt{s} = 183\text{--}209$ GeV is 1.02σ above 0. Within its large uncertainty, it is compatible with our measurement.

In order to quantify this finding the significance of the result in pp collisions to be above the one in e^+e^- collisions is computed. The ALICE result is linearly interpolated between the two closest points to match the multiplicity. The results at different multiplicities are combined assuming the systematic uncertainty to be fully correlated across multiplicity intervals. The resulting significance of the pp measurement to be above the one in e^+e^- collisions at $\sqrt{s} = 91$ GeV is 3.8σ (using c_{pp}) and 5.0σ (using c_{ee}^1). At $\sqrt{s} = 183\text{--}209$ GeV, these significances are 5.0σ (using c_{pp}) and 6.3σ (using c_{ee}^2) with the mentioned assumptions on the multiplicity conversion between the two experiments and systems. Because of the precision of the ALEPH measurements, the multiplicity range which contributes mostly is between 8 and 24. In this range a near-side ridge is clearly present in pp collisions, suggesting that the processes involved in e^+e^- annihilations do not contribute significantly to the emergence of long-range correlations in pp collisions at low multiplicity.

In Fig. 4, the near-side yields are compared to the predictions of PYTHIA8.3 with the Monash tune [46] and the string shoving tune ($g = 3$) [50], as well as EPOS LHC

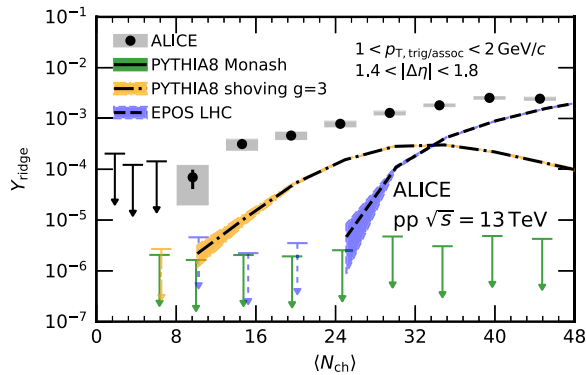


FIG. 4. Ridge yield as a function of multiplicity compared to the predictions of PYTHIA8.3 [40] with Monash tune [46] (green) and string shoving [50] (orange) as well as EPOS LHC simulations [42] (blue). Because of a larger jet fragmentation peak width in the simulations than in data, the yield is extracted within $2 < |\Delta\eta| < 4$ for the model calculations. A 95% CL is indicated for model calculations when the lower limit of statistical uncertainty is below zero. Some points are slightly displaced along the x axis for better visualization. The band indicates the statistical uncertainty from the event generation and the extraction procedure.

calculations. For the model calculations, a long-range definition of $2 < |\Delta\eta| < 4$ is used, as all of the models overestimate the width of the jet fragmentation peak. Under proper normalization, the choice of long-range definition does not affect the comparison, as the correlation is independent of $\Delta\eta$ [38] in this region, and the results can be directly compared. All models are found to underestimate the data in the examined multiplicity region, although PYTHIA with shoving and EPOS LHC do exhibit collectivelike signals at $N_{ch} \gtrsim 10$ and $N_{ch} \gtrsim 24$, respectively. In contrast, the Monash tune as the no-ridge reference does not reproduce the near side at all, and the yield remains zero across the entire multiplicity range. Only EPOS LHC describes quantitatively the magnitude of the yield at $\langle N_{ch} \rangle \geq 48$. These observations suggest that none of the models can fully capture the physics underlying the emergence of the near-side associated yield in low multiplicity pp collisions.

The high precision of this measurement allows one to draw quantitative comparisons between the ridge yield of a very small hadronic collision systems to the ridge yield measured in even simpler and well understood e^+e^- annihilations. The results presented in this Letter suggest that the ridge yield measured from a hadronic system of roughly equivalent multiplicity is nonzero and substantially larger than the limit observed in e^+e^- annihilations. Based on this, one can conclude that additional processes besides those in the e^+e^- annihilations must play a role for the emergence of long-range correlations in pp collisions.

At the same time, the description of the ridge yields in well-established models is investigated. Calculations from three different models show that the ridge yield in the low multiplicity region in general is not reproduced. This suggests that the mechanisms for ridge yield production in very small hadronic collisions have not been understood and more theoretical work is needed.

The ALICE Collaboration would like to thank all its engineers and technicians for their invaluable contributions to the construction of the experiment and the CERN accelerator teams for the outstanding performance of the LHC complex. The ALICE Collaboration gratefully acknowledges the resources and support provided by all Grid centers and the Worldwide LHC Computing Grid (WLCG) Collaboration. The ALICE Collaboration acknowledges the following funding agencies for their support in building and running the ALICE detector: A. I. Alikhanyan National Science Laboratory (Yerevan Physics Institute) Foundation (ANSL), State Committee of Science and World Federation of Scientists (WFS), Armenia; Austrian Academy of Sciences, Austrian Science Fund (FWF) [Grant DOI: M 2467-N36] and Nationalstiftung für Forschung, Technologie und Entwicklung, Austria; Ministry of Communications and High Technologies, National Nuclear Research Center, Azerbaijan; Conselho

Nacional de Desenvolvimento Científico e Tecnológico (CNPq), Financiadora de Estudos e Projetos (Finep), Fundação de Amparo à Pesquisa do Estado de São Paulo (FAPESP) and Universidade Federal do Rio Grande do Sul (UFRGS), Brazil; Bulgarian Ministry of Education and Science, within the National Roadmap for Research Infrastructures 2020-2027 (object CERN), Bulgaria; Ministry of Education of China (MOEC), Ministry of Science & Technology of China (MSTC) and National Natural Science Foundation of China (NSFC), China; Ministry of Science and Education and Croatian Science Foundation, Croatia; Centro de Aplicaciones Tecnológicas y Desarrollo Nuclear (CEADEN), Cubaenergía, Cuba; Ministry of Education, Youth and Sports of the Czech Republic, Czech Republic; The Danish Council for Independent Research | Natural Sciences, the VILLUM FONDEN and Danish National Research Foundation (DNRF), Denmark; Helsinki Institute of Physics (HIP), Finland; Commissariat à l’Energie Atomique (CEA) and Institut National de Physique Nucléaire et de Physique des Particules (IN2P3) and Centre National de la Recherche Scientifique (CNRS), France; Bundesministerium für Bildung und Forschung (BMBF) and GSI Helmholtzzentrum für Schwerionenforschung GmbH, Germany; General Secretariat for Research and Technology, Ministry of Education, Research and Religions, Greece; National Research, Development and Innovation Office, Hungary; Department of Atomic Energy Government of India (DAE), Department of Science and Technology, Government of India (DST), University Grants Commission, Government of India (UGC) and Council of Scientific and Industrial Research (CSIR), India; National Research and Innovation Agency—BRIN, Indonesia; Istituto Nazionale di Fisica Nucleare (INFN), Italy; Japanese Ministry of Education, Culture, Sports, Science and Technology (MEXT) and Japan Society for the Promotion of Science (JSPS) KAKENHI, Japan; Consejo Nacional de Ciencia (CONACYT) y Tecnología, through Fondo de Cooperación Internacional en Ciencia y Tecnología (FONCICYT) and Dirección General de Asuntos del Personal Académico (DGAPA), Mexico; Nederlandse Organisatie voor Wetenschappelijk Onderzoek (NWO), Netherlands; The Research Council of Norway, Norway; Commission on Science and Technology for Sustainable Development in the South (COMSATS), Pakistan; Pontificia Universidad Católica del Perú, Peru; Ministry of Education and Science, National Science Centre and WUT ID-UB, Poland; Korea Institute of Science and Technology Information and National Research Foundation of Korea (NRF), Republic of Korea; Ministry of Education and Scientific Research, Institute of Atomic Physics, Ministry of Research and Innovation and Institute of Atomic Physics and Universitatea Nationala de Stiinta si Tehnologie Politehnica Bucuresti, Romania; Ministry of Education, Science, Research and Sport of the Slovak

Republic, Slovakia; National Research Foundation of South Africa, South Africa; Swedish Research Council (VR) and Knut & Alice Wallenberg Foundation (KAW), Sweden; European Organization for Nuclear Research, Switzerland; Suranaree University of Technology (SUT), National Science and Technology Development Agency (NSTDA) and National Science, Research and Innovation Fund (NSRF via PMU-B B05F650021), Thailand; National Academy of Sciences of Ukraine, Ukraine; Science and Technology Facilities Council (STFC), United Kingdom; National Science Foundation of the USA (NSF) and U.S. Department of Energy, Office of Nuclear Physics (DOE NP), United States of America. In addition, individual groups or members have received support from the European Research Council, Strong 2020–Horizon 2020 (Grants No. 950692, No. 824093), European Union; Academy of Finland (Center of Excellence in Quark Matter) (Grants No. 346327, No. 346328), Finland.

-
- [1] J. Adams *et al.* (STAR Collaboration), Experimental and theoretical challenges in the search for the quark gluon plasma: The STAR Collaboration’s critical assessment of the evidence from RHIC collisions, *Nucl. Phys.* **A757**, 102 (2005).
 - [2] K. Adcox *et al.* (PHENIX Collaboration), Formation of dense partonic matter in relativistic nucleus-nucleus collisions at RHIC: Experimental evaluation by the PHENIX collaboration, *Nucl. Phys.* **A757**, 184 (2005).
 - [3] I. Arsene *et al.* (BRAHMS Collaboration), Quark gluon plasma and color glass condensate at RHIC? The Perspective from the BRAHMS experiment, *Nucl. Phys.* **A757**, 1 (2005).
 - [4] B. B. Back *et al.* (PHOBOS Collaboration), The PHOBOS perspective on discoveries at RHIC, *Nucl. Phys.* **A757**, 28 (2005).
 - [5] B. Abelev *et al.* (ALICE Collaboration), Anisotropic flow of charged hadrons, pions and (anti-)protons measured at high transverse momentum in Pb–Pb collisions at $\sqrt{s_{NN}} = 2.76$ TeV, *Phys. Lett. B* **719**, 18 (2013).
 - [6] B. Abelev *et al.* (ALICE Collaboration), Elliptic flow of identified hadrons in Pb–Pb collisions at $\sqrt{s_{NN}} = 2.76$ TeV, *J. High Energy Phys.* **06** (2015) 190.
 - [7] G. Aad *et al.* (ATLAS Collaboration), Measurement of the pseudorapidity and transverse momentum dependence of the elliptic flow of charged particles in lead-lead collisions at $\sqrt{s_{NN}} = 2.76$ TeV with the ATLAS detector, *Phys. Lett. B* **707**, 330 (2012).
 - [8] V. Khachatryan *et al.* (CMS Collaboration), Observation of long-range near-side angular correlations in proton-proton collisions at the LHC, *J. High Energy Phys.* **09** (2010) 091.
 - [9] G. Aad *et al.* (ATLAS Collaboration), Observation of long-range elliptic azimuthal anisotropies in $\sqrt{s} = 13$ and 2.76 TeV *pp* collisions with the ATLAS detector, *Phys. Rev. Lett.* **116**, 172301 (2016).
 - [10] V. Khachatryan *et al.* (CMS Collaboration), Measurement of long-range near-side two-particle angular correlations in

- pp collisions at $\sqrt{s} = 13$ TeV, *Phys. Rev. Lett.* **116**, 172302 (2016).
- [11] V. Khachatryan *et al.* (CMS Collaboration), Evidence for collectivity in pp collisions at the LHC, *Phys. Lett. B* **765**, 193 (2017).
- [12] S. Acharya *et al.* (ALICE Collaboration), Investigations of anisotropic flow using multiparticle azimuthal correlations in pp , p -Pb, Xe-Xe, and Pb-Pb collisions at the LHC, *Phys. Rev. Lett.* **123**, 142301 (2019).
- [13] M. Aaboud *et al.* (ATLAS Collaboration), Measurement of long-range multiparticle azimuthal correlations with the subevent cumulant method in pp and $p + Pb$ collisions with the ATLAS detector at the CERN Large Hadron Collider, *Phys. Rev. C* **97**, 024904 (2018).
- [14] B. Abelev *et al.* (ALICE Collaboration), Long-range angular correlations on the near and away side in p -Pb collisions at $\sqrt{s_{NN}} = 5.02$ TeV, *Phys. Lett. B* **719**, 29 (2013).
- [15] G. Aad *et al.* (ATLAS Collaboration), Measurement of long-range pseudorapidity correlations and azimuthal harmonics in $\sqrt{s_{NN}} = 5.02$ TeV proton-lead collisions with the ATLAS detector, *Phys. Rev. C* **90**, 044906 (2014).
- [16] M. Aaboud *et al.* (ATLAS Collaboration), Measurements of long-range azimuthal anisotropies and associated Fourier coefficients for pp collisions at $\sqrt{s} = 5.02$ and 13 TeV and $p + Pb$ collisions at $\sqrt{s_{NN}} = 5.02$ TeV with the ATLAS detector, *Phys. Rev. C* **96**, 024908 (2017).
- [17] V. Khachatryan *et al.* (CMS Collaboration), Pseudorapidity dependence of long-range two-particle correlations in pPb collisions at $\sqrt{s_{NN}} = 5.02$ TeV, *Phys. Rev. C* **96**, 014915 (2017).
- [18] C. Aidala *et al.* (PHENIX Collaboration), Creation of quark-gluon plasma droplets with three distinct geometries, *Nat. Phys.* **15**, 214 (2019).
- [19] C. Aidala *et al.* (PHENIX Collaboration), Measurements of multiparticle correlations in $d + Au$ collisions at 200, 62.4, 39, and 19.6 GeV and $p + Au$ collisions at 200 GeV and implications for collective behavior, *Phys. Rev. Lett.* **120**, 062302 (2018).
- [20] L. Adamczyk *et al.* (STAR Collaboration), Long-range pseudorapidity dihadron correlations in $d + Au$ collisions at $\sqrt{s_{NN}} = 200$ GeV, *Phys. Lett. B* **747**, 265 (2015).
- [21] S. A. Voloshin, A. M. Poskanzer, and R. Snellings, Collective phenomena in non-central nuclear collisions, *Landolt-Bornstein* **23**, 293 (2010).
- [22] J. L. Nagle and W. A. Zajc, Small system collectivity in relativistic hadronic and nuclear collisions, *Annu. Rev. Nucl. Part. Sci.* **68**, 211 (2018).
- [23] M. Strickland, Small system studies: A theory overview, *Nucl. Phys.* **A982**, 92 (2019).
- [24] C. Loizides, Experimental overview on small collision systems at the LHC, *Nucl. Phys.* **A956**, 200 (2016).
- [25] B. Schenke, C. Shen, and P. Tribedy, Running the gamut of high energy nuclear collisions, *Phys. Rev. C* **102**, 044905 (2020).
- [26] W. Zhao, S. Ryu, C. Shen, and B. Schenke, 3D structure of anisotropic flow in small collision systems at energies available at the BNL relativistic heavy ion collider, *Phys. Rev. C* **107**, 014904 (2023).
- [27] M. I. Abdulhamid *et al.* (STAR Collaboration), Measurements of the elliptic and triangular azimuthal anisotropies in central He3 + Au, d + Au, and p + Au collisions at $\sqrt{s_{NN}} = 200$ GeV, *Phys. Rev. Lett.* **130**, 242301 (2023).
- [28] K. Dusling and R. Venugopalan, Evidence for BFKL and saturation dynamics from dihadron spectra at the LHC, *Phys. Rev. D* **87**, 051502(R) (2013).
- [29] A. Bzdak, B. Schenke, P. Tribedy, and R. Venugopalan, Initial state geometry and the role of hydrodynamics in proton-proton, proton-nucleus and deuteron-nucleus collisions, *Phys. Rev. C* **87**, 064906 (2013).
- [30] M. Greif, C. Greiner, B. Schenke, S. Schlichting, and Z. Xu, Importance of initial and final state effects for azimuthal correlations in $p + Pb$ collisions, *Phys. Rev. D* **96**, 091504(R) (2017).
- [31] H. Mantysaari, B. Schenke, C. Shen, and P. Tribedy, Imprints of fluctuating proton shapes on flow in proton-lead collisions at the LHC, *Phys. Lett. B* **772**, 681 (2017).
- [32] B. Schenke, S. Schlichting, and P. Singh, Rapidity dependence of initial state geometry and momentum correlations in $p + Pb$ collisions, *Phys. Rev. D* **105**, 094023 (2022).
- [33] D. Decamp *et al.* (ALEPH Collaboration), Aleph: A detector for electron-positron annihilations at lep, *Nucl. Instrum. Methods Phys. Res., Sect. A* **294**, 121 (1990).
- [34] A. Badea, A. Baty, P. Chang, G. M. Innocenti, M. Maggi, C. McGinn, M. Peters, T.-A. Sheng, J. Thaler, and Y.-J. Lee, Measurements of two-particle correlations in e^+e^- collisions at 91 GeV with ALEPH archived data, *Phys. Rev. Lett.* **123**, 212002 (2019).
- [35] Y.-C. Chen *et al.*, Long-range near-side correlation in e^+e^- collisions at 183–209 GeV with ALEPH archived data, [arXiv:2312.05084](https://arxiv.org/abs/2312.05084).
- [36] J. L. Nagle, R. Belmont, K. Hill, J. O. Koop, D. V. Perepelitsa, P. Yin, Z.-W. Lin, and D. McGlinchey, Minimal conditions for collectivity in e^+e^- and $p + p$ collisions, *Phys. Rev. C* **97**, 024909 (2018).
- [37] P. Castorina, D. Lanteri, and H. Satz, Strangeness enhancement and flow-like effects in e^+e^- annihilation at high parton density, *Eur. Phys. J. A* **57**, 111 (2021).
- [38] V. Khachatryan *et al.* (CMS Collaboration), Measurement of long-range near-side two-particle angular correlations in pp collisions at $\sqrt{s} = 13$ TeV, *Phys. Rev. Lett.* **116**, 172302 (2016).
- [39] A. Ortiz Velasquez, P. Christiansen, E. Cuautle Flores, I. A. Maldonado Cervantes, and G. Paić, Color reconnection and flowlike patterns in pp collisions, *Phys. Rev. Lett.* **111**, 042001 (2013).
- [40] C. Bierlich *et al.*, A comprehensive guide to the physics and usage of PYTHIA8.3, *SciPost Phys. Codeb.* **2022**, 8 (2022).
- [41] H. Song, S. A. Bass, U. Heinz, T. Hirano, and C. Shen, 200 A GeV Au + Au collisions serve a nearly perfect quark-gluon liquid, *Phys. Rev. Lett.* **106**, 192301 (2011).
- [42] T. Pierog, I. Karpenko, J. M. Katzy, E. Yatsenko, and K. Werner, EPOS LHC: Test of collective hadronization with data measured at the CERN Large Hadron Collider, *Phys. Rev. C* **92**, 034906 (2015).
- [43] ALICE Collaboration, The ALICE experiment—A journey through QCD, [arXiv:2211.04384](https://arxiv.org/abs/2211.04384).

- [44] K. Aamodt *et al.* (ALICE Collaboration), The ALICE experiment at the CERN LHC, *J. Instrum.* **3**, S08002 (2008).
- [45] B. B. Abelev *et al.* (ALICE Collaboration), Performance of the ALICE experiment at the CERN LHC, *Int. J. Mod. Phys. A* **29**, 1430044 (2014).
- [46] P. Skands, S. Carrazza, and J. Rojo, Tuning PYTHIA8.1: The Monash 2013 Tune, *Eur. Phys. J. C* **74**, 3024 (2014).
- [47] R. Brun, F. Bruyant, F. Carminati, S. Giani, M. Maire, A. McPherson, G. Patrick, and L. Urban, GEANT Detector Description and Simulation Tool, <https://cds.cern.ch/record/1082634>.
- [48] S. Acharya *et al.* (ALICE Collaboration), Multiplicity and event-scale dependent flow and jet fragmentation in pp collisions at $\sqrt{s} = 13$ TeV and in p-Pb collisions at $\sqrt{s_{NN}} = 5.02$ TeV, *J. High Energy Phys.* **03** (2024) 092.
- [49] S. Acharya *et al.* (ALICE Collaboration), Long- and short-range correlations and their event-scale dependence in high-multiplicity pp collisions at $\sqrt{s} = 13$ TeV, *J. High Energy Phys.* **05** (2021) 290.
- [50] C. Bierlich, G. Gustafson, and L. Lönnblad, Collectivity without plasma in hadronic collisions, *Phys. Lett. B* **779**, 58 (2018).

S. Acharya¹²⁷, D. Adamová⁸⁶, G. Aglieri Rinella³³, L. Aglietta²⁵, M. Agnello³⁰, N. Agrawal⁵², Z. Ahammed¹³⁵, S. Ahmad¹⁶, S. U. Ahn⁷², I. Ahuja³⁸, A. Akindinov¹⁴¹, M. Al-Turany⁹⁷, D. Aleksandrov¹⁴¹, B. Alessandro⁵⁷, H. M. Alfanda⁶, R. Alfaro Molina⁶⁸, B. Ali¹⁶, A. Alici²⁶, N. Alizadehvandchali¹¹⁶, A. Alkin³³, J. Alme²¹, G. Alocco⁵³, T. Alt⁶⁵, A. R. Altamura⁵¹, I. Altsybeev⁹⁵, J. R. Alvarado⁴⁵, M. N. Anaam⁶, C. Andrei⁴⁶, N. Andreou¹¹⁵, A. Andronic¹²⁶, E. Andronov¹⁴¹, V. Angelov⁹⁴, F. Antinori⁵⁵, P. Antonioli⁵², N. Apadula⁷⁴, L. Aphecetche¹⁰³, H. Appelshäuser⁶⁵, C. Arata⁷³, S. Arcelli²⁶, M. Aresti²³, R. Arnaldi⁵⁷, J. G. M. C. A. Arneiro¹¹⁰, I. C. Arsene²⁰, M. Arslanok¹³⁸, A. Augustinus³³, R. Averbeck⁹⁷, M. D. Azmi¹⁶, H. Baba¹²⁴, A. Badalà⁵⁴, J. Bae¹⁰⁴, Y. W. Baek⁴¹, X. Bai¹²⁰, R. Bailhache⁶⁵, Y. Bailung⁴⁹, R. Bala⁹¹, A. Balbino³⁰, A. Baldisseri¹³⁰, B. Balis², D. Banerjee⁴, Z. Banoo⁹¹, F. Barile³², L. Barioglio⁵⁷, M. Barlou⁷⁸, B. Barman⁴², G. G. Barnaföldi⁴⁷, L. S. Barnby⁸⁵, E. Barreau¹⁰³, V. Barret¹²⁷, L. Barreto¹¹⁰, C. Bartels¹¹⁹, K. Barth³³, E. Bartsch⁶⁵, N. Bastid¹²⁷, S. Basu⁷⁵, G. Batigne¹⁰³, D. Battistini⁹⁵, B. Batyunya¹⁴², D. Bauri⁴⁸, J. L. Bazo Alba¹⁰¹, I. G. Bearden⁸³, C. Beattie¹³⁸, P. Becht⁹⁷, D. Behera⁴⁹, I. Belikov¹²⁹, A. D. C. Bell Hechavarria¹²⁶, F. Bellini²⁶, R. Bellwied¹¹⁶, S. Belokurova¹⁴¹, L. G. E. Beltran¹⁰⁹, Y. A. V. Beltran⁴⁵, G. Bencedi⁴⁷, S. Beole²⁵, Y. Berdnikov¹⁴¹, A. Berdnikova⁹⁴, L. Bergmann⁹⁴, M. G. Besoiu⁶⁴, L. Betev³³, P. P. Bhaduri¹³⁵, A. Bhasin⁹¹, M. A. Bhat⁴, B. Bhattacharjee⁴², L. Bianchi²⁵, N. Bianchi⁵⁰, J. Bielčik³⁶, J. Bielčíková⁸⁶, A. P. Bigot¹²⁹, A. Bilandzic⁹⁵, G. Biro⁴⁷, S. Biswas⁴, N. Bize¹⁰³, J. T. Blair¹⁰⁸, D. Blau¹⁴¹, M. B. Blidaru⁹⁷, N. Bluhme³⁹, C. Blume⁶⁵, G. Boca^{22,56}, F. Bock⁸⁷, T. Bodova²¹, S. Boi²³, J. Bok¹⁷, L. Boldizsár⁴⁷, M. Bombara³⁸, P. M. Bond³³, G. Bonomi^{56,134}, H. Borel¹³⁰, A. Borissov¹⁴¹, A. G. Borquez Carcamo⁹⁴, H. Bossi¹³⁸, E. Botta²⁵, Y. E. M. Bouziani⁶⁵, L. Bratrud⁶⁵, P. Braun-Munzinger⁹⁷, M. Bregant¹¹⁰, M. Broz³⁶, G. E. Bruno^{32,96}, M. D. Buckland²⁴, D. Budnikov¹⁴¹, H. Buesching⁶⁵, S. Bufalino³⁰, P. Buhler¹⁰², N. Burmasov¹⁴¹, Z. Buthelezi^{69,123}, A. Bylinkin²¹, S. A. Bysiak¹⁰⁷, J. C. Cabanillas Noris¹⁰⁹, M. Cai⁶, H. Caines¹³⁸, A. Caliva²⁹, E. Calvo Villar¹⁰¹, J. M. M. Camacho¹⁰⁹, P. Camerini²⁴, F. D. M. Canedo¹¹⁰, S. L. Cantway¹³⁸, M. Carabas¹¹³, A. A. Carballo³³, F. Carnesecchi³³, R. Caron¹²⁸, L. A. D. Carvalho¹¹⁰, J. Castillo Castellanos¹³⁰, F. Catalano^{25,33}, S. Cattaruzzi²⁴, C. Ceballos Sanchez¹⁴², R. Cerri²⁵, I. Chakaberia⁷⁴, P. Chakraborty⁴⁸, S. Chandra¹³⁵, S. Chapeland³³, M. Chartier¹¹⁹, S. Chattopadhyay¹³⁵, S. Chattopadhyay⁹⁹, T. Cheng^{6,97}, C. Cheshkov¹²⁸, V. Chibante Barroso³³, D. D. Chinellato¹¹¹, E. S. Chizzali^{95,b}, J. Cho⁵⁹, S. Cho⁵⁹, P. Chochula³³, D. Choudhury⁴², P. Christakoglou⁸⁴, C. H. Christensen⁸³, P. Christiansen⁷⁵, T. Chujo¹²⁵, M. Ciaccio³⁰, C. Cicalo⁵³, M. R. Ciupek⁹⁷, G. Clai^{52,c}, F. Colamaria⁵¹, J. S. Colburn¹⁰⁰, D. Colella^{32,96}, M. Colocci²⁶, M. Concas^{33,d}, G. Conesa Balbastre⁷³, Z. Conesa del Valle¹³¹, G. Contin²⁴, J. G. Contreras³⁶, M. L. Coquet¹³⁰, P. Cortese^{57,133}, M. R. Cosentino¹¹², F. Costa³³, S. Costanza^{22,56}, C. Cot¹³¹, J. Crkovská⁹⁴, P. Crochet¹²⁷, R. Cruz-Torres⁷⁴, P. Cui⁶, A. Dainese⁵⁵, M. C. Danisch⁹⁴, A. Danu⁶⁴, P. Das⁸⁰, P. Das⁴, S. Das⁴, A. R. Dash¹²⁶, S. Dash⁴⁸, A. De Caro²⁹, G. de Cataldo⁵¹, J. de Cuveland³⁹, A. De Falco²³, D. De Gruttola²⁹, N. De Marco⁵⁷, C. De Martin²⁴, S. De Pasquale²⁹, R. Deb¹³⁴, R. Del Grande⁹⁵, L. Dello Stritto^{29,33}, W. Deng⁶, P. Dhankher¹⁹, D. Di Bari³², A. Di Mauro³³, B. Diab¹³⁰, R. A. Diaz^{7,142}, T. Dietel¹¹⁴, Y. Ding⁶, J. Ditzel⁶⁵, R. Divià³³, D. U. Dixit¹⁹, Ø. Djuvsland²¹, U. Dmitrieva¹⁴¹, A. Dobrin⁶⁴, B. Dönigus⁶⁵, J. M. Dubinski¹³⁶, A. Dubla⁹⁷, S. Dudi⁹⁰, P. Dupieux¹²⁷, M. Durkac¹⁰⁶, N. Dzalaiova¹³

T. M. Eder¹²⁶, R. J. Ehlers⁷⁴, F. Eisenhut⁶⁵, R. Ejima⁹², D. Elia⁵¹, B. Erasmus¹⁰³, F. Ercolessi²⁶, B. Espagnon¹³¹, G. Eulisse³³, D. Evans¹⁰⁰, S. Evdokimov¹⁴¹, L. Fabbietti⁹⁵, M. Faggin²⁸, J. Faivre⁷³, F. Fan⁶, W. Fan⁷⁴, A. Fantoni⁵⁰, M. Fasel⁸⁷, A. Feliciello⁵⁷, G. Feofilov¹⁴¹, A. Fernández Téllez⁴⁵, L. Ferrandi¹¹⁰, M. B. Ferrer³³, A. Ferrero¹³⁰, C. Ferrero⁵⁷, A. Ferretti²⁵, V. J. G. Feuillard⁹⁴, V. Filova³⁶, D. Finogeev¹⁴¹, F. M. Fionda⁵³, E. Flatland³³, F. Flor¹¹⁶, A. N. Flores¹⁰⁸, S. Foertsch⁶⁹, I. Fokin⁹⁴, S. Fokin¹⁴¹, E. Fragiaco⁵⁸, E. Frajna⁴⁷, U. Fuchs³³, N. Funicello²⁹, C. Furget⁷³, A. Furs¹⁴¹, T. Fusayasu⁹⁸, J. J. Gaardhøje⁸³, M. Gagliardi²⁵, A. M. Gago¹⁰¹, T. Gahlaut⁴⁸, C. D. Galvan¹⁰⁹, D. R. Gangadharan¹¹⁶, P. Ganoti⁷⁸, C. Garabatos⁹⁷, T. García Chávez⁴⁵, E. Garcia-Solis⁹, C. Gargiulo³³, P. Gasik⁹⁷, A. Gautam¹¹⁸, M. B. Gay Ducati⁶⁷, M. Germain¹⁰³, A. Ghimouz¹²⁵, C. Ghosh¹³⁵, M. Giacalone⁵², G. Gioachin³⁰, P. Giubellino^{57,97}, P. Giubilato²⁸, A. M. C. Glaenger¹³⁰, P. Glässel⁹⁴, E. Glimos¹²², D. J. Q. Goh⁷⁶, V. Gonzalez¹³⁷, P. Gordeev¹⁴¹, M. Gorgon², K. Goswami⁴⁹, S. Gotovac³⁴, V. Grabski⁶⁸, L. K. Graczykowski¹³⁶, E. Grecka⁸⁶, A. Grelli⁶⁰, C. Grigoras³³, V. Grigoriev¹⁴¹, S. Grigoryan^{1,142}, F. Grosa³³, J. F. Grosse-Oetringhaus³³, R. Grosso⁹⁷, D. Grund³⁶, N. A. Grunwald⁹⁴, G. G. Guardiano¹¹¹, R. Guernane⁷³, M. Guilbaud¹⁰³, K. Gulbrandsen⁸³, T. Gündem⁶⁵, T. Gunji¹²⁴, W. Guo⁶, A. Gupta⁹¹, R. Gupta⁹¹, R. Gupta⁴⁹, K. Gwizdziel¹³⁶, L. Gyulai⁴⁷, C. Hadjidakis¹³¹, F. U. Haider⁹¹, S. Haidlova³⁶, M. Haldar⁴, H. Hamagaki⁷⁶, A. Hamdi⁷⁴, Y. Han¹³⁹, B. G. Hanley¹³⁷, R. Hannigan¹⁰⁸, J. Hansen⁷⁵, J. W. Harris¹³⁸, A. Harton⁹, M. V. Hartung⁶⁵, H. Hassan¹¹⁷, D. Hatzifotiadou⁵², P. Hauer⁴³, L. B. Havener¹³⁸, E. Hellbär⁹⁷, H. Helstrup³⁵, M. Hemmer⁶⁵, T. Herman³⁶, G. Herrera Corral⁸, F. Herrmann¹²⁶, S. Herrmann¹²⁸, K. F. Hetland³⁵, B. Heybeck⁶⁵, H. Hillemanns³³, B. Hippolyte¹²⁹, F. W. Hoffmann⁷¹, B. Hofman⁶⁰, G. H. Hong¹³⁹, M. Horst⁹⁵, A. Horzyk², Y. Hou⁶, P. Hristov³³, P. Huhn⁶⁵, L. M. Huhta¹¹⁷, T. J. Humanic⁸⁸, A. Hutson¹¹⁶, D. Hutter³⁹, M. C. Hwang¹⁹, R. Ilkaev¹⁴¹, H. Ilyas¹⁴, M. Inaba¹²⁵, G. M. Innocenti³³, M. Ippolitov¹⁴¹, A. Isakov⁸⁴, T. Isidori¹¹⁸, M. S. Islam⁹⁹, M. Ivanov¹³, M. Ivanov⁹⁷, V. Ivanov¹⁴¹, K. E. Iversen⁷⁵, M. Jablonski², B. Jacak^{19,74}, N. Jacazio²⁶, P. M. Jacobs⁷⁴, S. Jadlovská¹⁰⁶, J. Jadlovsky¹⁰⁶, S. Jaelani⁸², C. Jahnke¹¹⁰, M. J. Jakubowska¹³⁶, M. A. Janik¹³⁶, T. Janson⁷¹, S. Ji¹⁷, S. Jia¹⁰, A. A. P. Jimenez⁶⁶, F. Jonas^{74,87,126}, D. M. Jones¹¹⁹, J. M. Jowett^{33,97}, J. Jung⁶⁵, M. Jung⁶⁵, A. Junique³³, A. Jusko¹⁰⁰, M. J. Kabus^{33,136}, J. Kaewjai¹⁰⁵, P. Kalinak⁶¹, A. S. Kalteyer⁹⁷, A. Kalweit³³, D. Karatovic⁸⁹, O. Karavichev¹⁴¹, T. Karavicheva¹⁴¹, P. Karczmarczyk¹³⁶, E. Karpechev¹⁴¹, U. Keschull⁷¹, R. Keidel¹⁴⁰, D. L. D. Keijdener⁶⁰, M. Keil³³, B. Ketzer⁴³, S. S. Khade⁴⁹, A. M. Khan¹²⁰, S. Khan¹⁶, A. Khanzadeev¹⁴¹, Y. Kharlov¹⁴¹, A. Khatun¹¹⁸, A. Khuntia³⁶, Z. Khuranova⁶⁵, B. Kileng³⁵, B. Kim¹⁰⁴, C. Kim¹⁷, D. J. Kim¹¹⁷, E. J. Kim⁷⁰, J. Kim¹³⁹, J. Kim⁵⁹, J. Kim⁷⁰, M. Kim¹⁹, S. Kim¹⁸, T. Kim¹³⁹, K. Kimura⁹², S. Kirsch⁶⁵, I. Kisel³⁹, S. Kiselev¹⁴¹, A. Kisiel¹³⁶, J. P. Kitowski², J. L. Klay⁵, J. Klein³³, S. Klein⁷⁴, C. Klein-Bösing¹²⁶, M. Kleiner⁶⁵, T. Klemenz⁹⁵, A. Kluge³³, C. Kobdaj¹⁰⁵, T. Kollegger⁹⁷, A. Kondratyev¹⁴², N. Kondratyeva¹⁴¹, J. König⁶⁵, S. A. Königstorfer⁹⁵, P. J. Konopka³³, G. Kornakov¹³⁶, M. Korwieser⁹⁵, S. D. Koryciak², A. Kotliarov⁸⁶, N. Kovacic⁸⁹, V. Kovalenko¹⁴¹, M. Kowalski¹⁰⁷, V. Kozuharov³⁷, I. Králik⁶¹, A. Kravčáková³⁸, L. Krcal^{33,39}, M. Krivda^{61,100}, F. Krizek⁸⁶, K. Krizkova Gajdosova³³, M. Kroesen⁹⁴, M. Krüger⁶⁵, D. M. Krupova³⁶, E. Kryshen¹⁴¹, V. Kučera⁵⁹, C. Kuhn¹²⁹, P. G. Kuijer⁸⁴, T. Kumaoka¹²⁵, D. Kumar¹³⁵, L. Kumar⁹⁰, N. Kumar⁹⁰, S. Kumar³², S. Kundu³³, P. Kurashvili⁷⁹, A. Kurepin¹⁴¹, A. B. Kurepin¹⁴¹, A. Kuryakin¹⁴¹, S. Kushpil⁸⁶, V. Kuskov¹⁴¹, M. Kutyla¹³⁶, M. J. Kweon⁵⁹, Y. Kwon¹³⁹, S. L. La Pointe³⁹, P. La Rocca²⁷, A. Lakrathok¹⁰⁵, M. Lamanna³³, A. R. Landou⁷³, R. Langoy¹²¹, P. Larionov³³, E. Laudi³³, L. Lautner^{33,95}, R. Lavicka¹⁰², R. Lea^{56,134}, H. Lee¹⁰⁴, I. Legrand⁴⁶, G. Legras¹²⁶, J. Lehibach³⁹, T. M. Lelek², R. C. Lemmon⁸⁵, I. León Monzón¹⁰⁹, M. M. Lesch⁹⁵, E. D. Lesser¹⁹, P. Lévai⁴⁷, X. Li¹⁰, B. E. Liang-gilman¹⁹, J. Lien¹²¹, R. Lietava¹⁰⁰, I. Likmeta¹¹⁶, B. Lim²⁵, S. H. Lim¹⁷, V. Lindenstruth³⁹, A. Lindner⁴⁶, C. Lippmann⁹⁷, D. H. Liu⁶, J. Liu¹¹⁹, G. S. S. Liveraro¹¹¹, I. M. Lofnes²¹, C. Loizides⁸⁷, S. Lokos¹⁰⁷, J. Lömker⁶⁰, P. Loncar³⁴, X. Lopez¹²⁷, E. López Torres⁷, P. Lu^{97,120}, F. V. Lugo⁶⁸, J. R. Luhder¹²⁶, M. Lunardon²⁸, G. Luparello⁵⁸, Y. G. Ma⁴⁰, M. Mager³³, A. Maire¹²⁹, E. M. Majerz², M. V. Makariev³⁷, M. Malaev¹⁴¹, G. Malfattore²⁶, N. M. Malik⁹¹, Q. W. Malik²⁰, S. K. Malik⁹¹, L. Malinina^{142,a,e}, D. Mallick¹³¹, N. Mallick⁴⁹, G. Mandaglio^{31,54}, S. K. Mandal⁷⁹, V. Manko¹⁴¹, F. Manso¹²⁷, V. Manzari⁵¹, Y. Mao⁶, R. W. Marcjan², G. V. Margagliotti²⁴, A. Margotti⁵², A. Marín⁹⁷, C. Markert¹⁰⁸, P. Martinengo³³, M. I. Martínez⁴⁵, G. Martínez García¹⁰³, M. P. P. Martins¹¹⁰, S. Masciocchi⁹⁷, M. Masera²⁵, A. Masoni⁵³, L. Massacrier¹³¹, O. Massen⁶⁰, A. Mastroserio^{51,132}, O. Matonoha⁷⁵, S. Mattiazzo²⁸, A. Matyja¹⁰⁷, C. Mayer¹⁰⁷

A. L. Mazuecos³³ F. Mazzaschi²⁵ M. Mazzilli³³ J. E. Mdhului¹²³ Y. Melikyan⁴⁴ A. Menchaca-Rocha⁶⁸
 J. E. M. Mendez⁶⁶ E. Meninno¹⁰² A. S. Menon¹¹⁶ M. Meres¹³ Y. Miake¹²⁵ L. Micheletti³³ D. L. Mihaylov⁹⁵
 K. Mikhaylov^{141,142} D. Miśkowiec⁹⁷ A. Modak⁴ B. Mohanty⁸⁰ M. Mohisin Khan^{16,f} M. A. Molander⁴⁴
 S. Monira¹³⁶ C. Mordasini¹¹⁷ D. A. Moreira De Godoy¹²⁶ I. Morozov¹⁴¹ A. Morsch³³ T. Mrnjavac³³
 V. Muccifora⁵⁰ S. Muhuri¹³⁵ J. D. Mulligan⁷⁴ A. Mulliri²³ M. G. Munhoz¹¹⁰ R. H. Munzer⁶⁵ H. Murakami¹²⁴
 S. Murray¹¹⁴ L. Musa³³ J. Musinsky⁶¹ J. W. Myrcha¹³⁶ B. Naik¹²³ A. I. Nambrath¹⁹ B. K. Nandi⁴⁸
 R. Nania⁵² E. Nappi⁵¹ A. F. Nassirpour¹⁸ A. Nath⁹⁴ C. Natrass¹²² M. N. Naydenov³⁷ A. Neagu²⁰
 A. Negru¹¹³ E. Nekrasova¹⁴¹ L. Nellen⁶⁶ R. Nepeivoda⁷⁵ S. Nese²⁰ G. Neskovic³⁹ N. Nicassio⁵¹
 B. S. Nielsen⁸³ E. G. Nielsen⁸³ S. Nikolaev¹⁴¹ S. Nikulin¹⁴¹ V. Nikulin¹⁴¹ F. Noferini⁵² S. Noh¹²
 P. Nomokonov¹⁴² J. Norman¹¹⁹ N. Novitzky⁸⁷ P. Nowakowski¹³⁶ A. Nyanin¹⁴¹ J. Nystrand²¹ S. Oh¹⁸
 A. Ohlson⁷⁵ V. A. Okorokov¹⁴¹ J. Oleniacz¹³⁶ A. Onnerstad¹¹⁷ C. Oppedisano⁵⁷ A. Ortiz Velasquez⁶⁶
 J. Otwinowski¹⁰⁷ M. Oya⁹² K. Oyama⁷⁶ Y. Pachmayer⁹⁴ S. Padhan⁴⁸ D. Pagano^{56,134} G. Paic⁶⁶
 S. Paisano-Guzmán⁴⁵ A. Palasciano⁵¹ S. Panebianco¹³⁰ H. Park¹²⁵ H. Park¹⁰⁴ J. Park⁵⁹ J. E. Parkkila³³
 Y. Patley⁴⁸ B. Paul²³ M. M. D. M. Paulino¹¹⁰ H. Pei⁶ T. Peitzmann⁶⁰ X. Peng¹¹ M. Pennisi²⁵
 S. Perciballi²⁵ D. Peresunko¹⁴¹ G. M. Perez⁷ Y. Pestov¹⁴¹ V. Petrov¹⁴¹ M. Petrovici⁴⁶ R. P. Pezzi^{67,103}
 S. Piano⁵⁸ M. Pikna¹³ P. Pillot¹⁰³ O. Pinazza^{33,52} L. Pinsky¹¹⁶ C. Pinto⁹⁵ S. Pisano⁵⁰ M. Płoskoń⁷⁴
 M. Planinic⁸⁹ F. Pliquett⁶⁵ M. G. Poghosyan⁸⁷ B. Polichtchouk¹⁴¹ S. Politano³⁰ N. Poljak⁸⁹ A. Pop⁴⁶
 S. Porteboeuf-Houssais¹²⁷ V. Pozdniakov¹⁴² I. Y. Pozos⁴⁵ K. K. Pradhan⁴⁹ S. K. Prasad⁴ S. Prasad⁴⁹
 R. Preghenella⁵² F. Prino⁵⁷ C. A. Pruneau¹³⁷ I. Pshenichnov¹⁴¹ M. Puccio³³ S. Pucillo²⁵ Z. Pugelova¹⁰⁶
 S. Qiu⁸⁴ L. Quaglia²⁵ S. Ragoni¹⁵ A. Rai¹³⁸ A. Rakotozafindrabe¹³⁰ L. Ramello^{57,133} F. Rami¹²⁹
 T. A. Rancien⁷³ M. Rasa²⁷ S. S. Räsänen⁴⁴ R. Rath⁵² M. P. Rauch²¹ I. Ravasenga³³ K. F. Read^{87,122}
 C. Reckziegel¹¹² A. R. Redelbach³⁹ K. Redlich^{79,g} C. A. Reetz⁹⁷ H. D. Regules-Medel⁴⁵ A. Rehman²¹
 F. Reidt³³ H. A. Reme-Ness³⁵ Z. Rescakova³⁸ K. Reygers⁹⁴ A. Riabov¹⁴¹ V. Riabov¹⁴¹ R. Ricci²⁹
 M. Richter²⁰ A. A. Riedel⁹⁵ W. Riegler³³ A. G. Riffero²⁵ C. Ristea⁶⁴ M. V. Rodriguez³³
 M. Rodríguez Cahuantzi⁴⁵ S. A. Rodríguez Ramírez⁴⁵ K. Røed²⁰ R. Rogalev¹⁴¹ E. Rogochaya¹⁴²
 T. S. Rogoschinski⁶⁵ D. Rohr³³ D. Röhrich²¹ P. F. Rojas⁴⁵ S. Rojas Torres³⁶ P. S. Rokita¹³⁶ G. Romanenko²⁶
 F. Ronchetti⁵⁰ A. Rosano^{31,54} E. D. Rosas⁶⁶ K. Roslon¹³⁶ A. Rossi⁵⁵ A. Roy⁴⁹ S. Roy⁴⁸ N. Rubini²⁶
 D. Ruggiano¹³⁶ R. Rui²⁴ P. G. Russek² R. Russo⁸⁴ A. Rustamov⁸¹ E. Ryabinkin¹⁴¹ Y. Ryabov¹⁴¹
 A. Rybicki¹⁰⁷ H. Rytkonen¹¹⁷ J. Ryu¹⁷ W. Rzeska¹³⁶ O. A. M. Saarimaki⁴⁴ S. Sadhu³² S. Sadovsky¹⁴¹
 J. Saetre²¹ K. Šafařík³⁶ P. Saha⁴² S. K. Saha⁴ S. Saha⁸⁰ B. Sahoo⁴⁹ R. Sahoo⁴⁹ S. Sahoo⁶² D. Sahu⁴⁹
 P. K. Sahu⁶² J. Saini¹³⁵ K. Sajdakova³⁸ S. Sakai¹²⁵ M. P. Salvan⁹⁷ S. Sambyal⁹¹ D. Samitz¹⁰² I. Sanna^{33,95}
 T. B. Saramela¹¹⁰ D. Sarkar⁸³ P. Sarma⁴² V. Sarritzu²³ V. M. Sarti⁹⁵ M. H. P. Sas³³ S. Sawan⁸⁰
 E. Scapparone⁵² J. Schambach⁸⁷ H. S. Scheid⁶⁵ C. Schiaua⁴⁶ R. Schicker⁹⁴ F. Schlepper⁹⁴ A. Schmah⁹⁷
 C. Schmidt⁹⁷ H. R. Schmidt⁹³ M. O. Schmidt³³ M. Schmidt⁹³ N. V. Schmidt⁸⁷ A. R. Schmier¹²² R. Schotter¹²⁹
 A. Schröter³⁹ J. Schukraft³³ K. Schweda⁹⁷ G. Scioli²⁶ E. Scomparin⁵⁷ J. E. Seger¹⁵ Y. Sekiguchi¹²⁴
 D. Sekihata¹²⁴ M. Selina⁸⁴ I. Selyuzhenkov⁹⁷ S. Senyukov¹²⁹ J. J. Seo⁹⁴ D. Serebryakov¹⁴¹ L. Serkin⁶⁶
 L. Šerkšnytė⁹⁵ A. Sevcenco⁶⁴ T. J. Shaba⁶⁹ A. Shabetai¹⁰³ R. Shahoyan³³ A. Shangaraev¹⁴¹ B. Sharma⁹¹
 D. Sharma⁴⁸ H. Sharma⁵⁵ M. Sharma⁹¹ S. Sharma⁷⁶ S. Sharma⁹¹ U. Sharma⁹¹ A. Shatat¹³¹ O. Sheibani¹¹⁶
 K. Shigaki⁹² M. Shimomura⁷⁷ J. Shin¹² S. Shirinkin¹⁴¹ Q. Shou⁴⁰ Y. Sibiriak¹⁴¹ S. Siddhanta⁵³
 T. Siemiarczuk⁷⁹ T. F. Silva¹¹⁰ D. Silvermyr⁷⁵ T. Simantathammakul¹⁰⁵ R. Simeonov³⁷ B. Singh⁹¹ B. Singh⁹⁵
 K. Singh⁴⁹ R. Singh⁸⁰ R. Singh⁹¹ R. Singh⁴⁹ S. Singh¹⁶ V. K. Singh¹³⁵ V. Singhal¹³⁵ T. Sinha⁹⁹
 B. Sitar¹³ M. Sitta^{57,133} T. B. Skaali²⁰ G. Skorodumovs⁹⁴ M. Slupecki⁴⁴ N. Smirnov¹³⁸ R. J. M. Snellings⁶⁰
 E. H. Solheim²⁰ J. Song¹⁷ C. Sonnabend^{33,97} J. M. Sonneveld⁸⁴ F. Soramel²⁸ A. B. Soto-herandez⁸⁸
 R. Spijkers⁸⁴ I. Sputowska¹⁰⁷ J. Staa⁷⁵ J. Stachel⁹⁴ I. Stan⁶⁴ P. J. Steffanic¹²² S. F. Stiefelmaier⁹⁴
 D. Stocco¹⁰³ I. Storehaug²⁰ P. Stratmann¹²⁶ S. Strazzi²⁶ A. Sturniolo^{31,54} C. P. Stylianidis⁸⁴ A. A. P. Suaide¹¹⁰
 C. Suire¹³¹ M. Sukhanov¹⁴¹ M. Suljic³³ R. Sultanov¹⁴¹ V. Sumberia⁹¹ S. Sumowidagdo⁸² I. Szarka¹³
 M. Szymkowski¹³⁶ S. F. Taghavi⁹⁵ G. Taillepied⁹⁷ J. Takahashi¹¹¹ G. J. Tambave⁸⁰ S. Tang⁶ Z. Tang¹²⁰
 J. D. Tapia Takaki¹¹⁸ N. Tapus¹¹³ L. A. Tarasovicova¹²⁶ M. G. Tarzila⁴⁶ G. F. Tassielli³² A. Tauro³³
 A. Távira García¹³¹ G. Tejada Muñoz⁴⁵ A. Telesca³³ L. Terlizzi²⁵ C. Terrevoli¹¹⁶ S. Thakur⁴ D. Thomas¹⁰⁸

A. Tikhonov¹⁴¹, N. Tiltmann^{33,126}, A. R. Timmins¹¹⁶, M. Tkacik¹⁰⁶, T. Tkacik¹⁰⁶, A. Toia⁶⁵, R. Tokumoto,⁹²
 K. Tomohiro,⁹² N. Topilskaya¹⁴¹, M. Toppi⁵⁰, T. Tork¹³¹, P. V. Torres,⁶⁶ V. V. Torres¹⁰³, A. G. Torres Ramos³²,
 A. Trifiró^{31,54}, A. S. Triolo^{31,33,54}, S. Tripathy⁵², T. Tripathy⁴⁸, S. Trogolo³³, V. Trubnikov³, W. H. Trzaska¹¹⁷,
 T. P. Trzcinski¹³⁶, A. Tumkin¹⁴¹, R. Turrisi⁵⁵, T. S. Tveter²⁰, K. Ullaland²¹, B. Ulukutlu⁹⁵, A. Uras¹²⁸,
 M. Urioni¹³⁴, G. L. Usai²³, M. Vala,³⁸ N. Valle²², L. V. R. van Doremalen,⁶⁰ M. van Leeuwen⁸⁴, C. A. van Veen⁹⁴,
 R. J. G. van Weelden⁸⁴, P. Vande Vyvre³³, D. Varga⁴⁷, Z. Varga⁴⁷, M. Vasileiou⁷⁸, A. Vasiliev¹⁴¹,
 O. Vázquez Doce⁵⁰, O. Vazquez Rueda¹¹⁶, V. Vechernin¹⁴¹, E. Vercellin²⁵, S. Vergara Limón,⁴⁵ R. Verma,⁴⁸
 L. Vermunt⁹⁷, R. Vértesi⁴⁷, M. Verweij⁶⁰, L. Vickovic,³⁴ Z. Vilakazi,¹²³ O. Villalobos Baillie¹⁰⁰, A. Villani²⁴,
 A. Vinogradov¹⁴¹, T. Virgili²⁹, M. M. O. Virta¹¹⁷, V. Vislavicius,⁷⁵ A. Vodopyanov¹⁴², B. Volkel³³, M. A. Völkl⁹⁴,
 S. A. Voloshin¹³⁷, G. Volpe³², B. von Haller³³, I. Vorobyev³³, N. Vozniuk¹⁴¹, J. Vrláková³⁸, J. Wan,⁴⁰
 C. Wang⁴⁰, D. Wang,⁴⁰ Y. Wang⁴⁰, Y. Wang⁶, A. Wegrzynek³³, F. T. Weiglhofer,³⁹ S. C. Wenzel³³,
 J. P. Wessels¹²⁶, J. Wiechula⁶⁵, J. Wikne²⁰, G. Wilk⁷⁹, J. Wilkinson⁹⁷, G. A. Willems¹²⁶, B. Windelband⁹⁴,
 M. Winn¹³⁰, J. R. Wright¹⁰⁸, W. Wu,⁴⁰ Y. Wu¹²⁰, R. Xu⁶, A. Yadav⁴³, A. K. Yadav¹³⁵, Y. Yamaguchi⁹²,
 S. Yang,²¹ S. Yano⁹², E. R. Yeats,¹⁹ Z. Yin⁶, I.-K. Yoo¹⁷, J. H. Yoon⁵⁹, H. Yu,¹² S. Yuan,²¹ A. Yuncu⁹⁴,
 V. Zaccolo²⁴, C. Zampolli³³, F. Zanone⁹⁴, N. Zardoshti³³, A. Zarochentsev¹⁴¹, P. Závada⁶³, N. Zaviyalov,¹⁴¹
 M. Zhalov¹⁴¹, B. Zhang⁶, C. Zhang¹³⁰, L. Zhang⁴⁰, S. Zhang⁴⁰, X. Zhang⁶, Y. Zhang,¹²⁰ Z. Zhang⁶,
 M. Zhao¹⁰, V. Zhrebchevskii¹⁴¹, Y. Zhi,¹⁰ C. Zhong,⁴⁰ D. Zhou⁶, Y. Zhou⁸³, J. Zhu^{6,55}, Y. Zhu,⁶
 S. C. Zugravel⁵⁷, and N. Zurlo^{56,134}

(ALICE Collaboration)

¹A.I. Alikhanyan National Science Laboratory (Yerevan Physics Institute) Foundation, Yerevan, Armenia

²AGH University of Krakow, Cracow, Poland

³Bogolyubov Institute for Theoretical Physics, National Academy of Sciences of Ukraine, Kiev, Ukraine

⁴Bose Institute, Department of Physics and Centre for Astroparticle Physics and Space Science (CAPSS), Kolkata, India

⁵California Polytechnic State University, San Luis Obispo, California, United States

⁶Central China Normal University, Wuhan, China

⁷Centro de Aplicaciones Tecnológicas y Desarrollo Nuclear (CEADEN), Havana, Cuba

⁸Centro de Investigación y de Estudios Avanzados (CINVESTAV), Mexico City and Mérida, Mexico

⁹Chicago State University, Chicago, Illinois, United States

¹⁰China Institute of Atomic Energy, Beijing, China

¹¹China University of Geosciences, Wuhan, China

¹²Chungbuk National University, Cheongju, Republic of Korea

¹³Comenius University Bratislava, Faculty of Mathematics, Physics and Informatics, Bratislava, Slovak Republic

¹⁴COMSATS University Islamabad, Islamabad, Pakistan

¹⁵Creighton University, Omaha, Nebraska, United States

¹⁶Department of Physics, Aligarh Muslim University, Aligarh, India

¹⁷Department of Physics, Pusan National University, Pusan, Republic of Korea

¹⁸Department of Physics, Sejong University, Seoul, Republic of Korea

¹⁹Department of Physics, University of California, Berkeley, California, United States

²⁰Department of Physics, University of Oslo, Oslo, Norway

²¹Department of Physics and Technology, University of Bergen, Bergen, Norway

²²Dipartimento di Fisica, Università di Pavia, Pavia, Italy

²³Dipartimento di Fisica dell'Università and Sezione INFN, Cagliari, Italy

²⁴Dipartimento di Fisica dell'Università and Sezione INFN, Trieste, Italy

²⁵Dipartimento di Fisica dell'Università and Sezione INFN, Turin, Italy

²⁶Dipartimento di Fisica e Astronomia dell'Università and Sezione INFN, Bologna, Italy

²⁷Dipartimento di Fisica e Astronomia dell'Università and Sezione INFN, Catania, Italy

²⁸Dipartimento di Fisica e Astronomia dell'Università and Sezione INFN, Padova, Italy

²⁹Dipartimento di Fisica 'E.R. Caianiello' dell'Università and Gruppo Collegato INFN, Salerno, Italy

³⁰Dipartimento DISAT del Politecnico and Sezione INFN, Turin, Italy

³¹Dipartimento di Scienze MIFT, Università di Messina, Messina, Italy

³²Dipartimento Interateneo di Fisica 'M. Merlin' and Sezione INFN, Bari, Italy

³³European Organization for Nuclear Research (CERN), Geneva, Switzerland

- ³⁴*Faculty of Electrical Engineering, Mechanical Engineering and Naval Architecture, University of Split, Split, Croatia*
- ³⁵*Faculty of Engineering and Science, Western Norway University of Applied Sciences, Bergen, Norway*
- ³⁶*Faculty of Nuclear Sciences and Physical Engineering, Czech Technical University in Prague, Prague, Czech Republic*
- ³⁷*Faculty of Physics, Sofia University, Sofia, Bulgaria*
- ³⁸*Faculty of Science, P.J. Šafárik University, Košice, Slovak Republic*
- ³⁹*Frankfurt Institute for Advanced Studies, Johann Wolfgang Goethe-Universität Frankfurt, Frankfurt, Germany*
- ⁴⁰*Fudan University, Shanghai, China*
- ⁴¹*Gangneung-Wonju National University, Gangneung, Republic of Korea*
- ⁴²*Gauhati University, Department of Physics, Guwahati, India*
- ⁴³*Helmholtz-Institut für Strahlen- und Kernphysik, Rheinische Friedrich-Wilhelms-Universität Bonn, Bonn, Germany*
- ⁴⁴*Helsinki Institute of Physics (HIP), Helsinki, Finland*
- ⁴⁵*High Energy Physics Group, Universidad Autónoma de Puebla, Puebla, Mexico*
- ⁴⁶*Horia Hulubei National Institute of Physics and Nuclear Engineering, Bucharest, Romania*
- ⁴⁷*HUN-REN Wigner Research Centre for Physics, Budapest, Hungary*
- ⁴⁸*Indian Institute of Technology Bombay (IIT), Mumbai, India*
- ⁴⁹*Indian Institute of Technology Indore, Indore, India*
- ⁵⁰*INFN, Laboratori Nazionali di Frascati, Frascati, Italy*
- ⁵¹*INFN, Sezione di Bari, Bari, Italy*
- ⁵²*INFN, Sezione di Bologna, Bologna, Italy*
- ⁵³*INFN, Sezione di Cagliari, Cagliari, Italy*
- ⁵⁴*INFN, Sezione di Catania, Catania, Italy*
- ⁵⁵*INFN, Sezione di Padova, Padova, Italy*
- ⁵⁶*INFN, Sezione di Pavia, Pavia, Italy*
- ⁵⁷*INFN, Sezione di Torino, Turin, Italy*
- ⁵⁸*INFN, Sezione di Trieste, Trieste, Italy*
- ⁵⁹*Inha University, Incheon, Republic of Korea*
- ⁶⁰*Institute for Gravitational and Subatomic Physics (GRASP), Utrecht University/Nikhef, Utrecht, Netherlands*
- ⁶¹*Institute of Experimental Physics, Slovak Academy of Sciences, Košice, Slovak Republic*
- ⁶²*Institute of Physics, Homi Bhabha National Institute, Bhubaneswar, India*
- ⁶³*Institute of Physics of the Czech Academy of Sciences, Prague, Czech Republic*
- ⁶⁴*Institute of Space Science (ISS), Bucharest, Romania*
- ⁶⁵*Institut für Kernphysik, Johann Wolfgang Goethe-Universität Frankfurt, Frankfurt, Germany*
- ⁶⁶*Instituto de Ciencias Nucleares, Universidad Nacional Autónoma de México, Mexico City, Mexico*
- ⁶⁷*Instituto de Física, Universidade Federal do Rio Grande do Sul (UFRGS), Porto Alegre, Brazil*
- ⁶⁸*Instituto de Física, Universidad Nacional Autónoma de México, Mexico City, Mexico*
- ⁶⁹*iThemba LABS, National Research Foundation, Somerset West, South Africa*
- ⁷⁰*Jeonbuk National University, Jeonju, Republic of Korea*
- ⁷¹*Johann-Wolfgang-Goethe Universität Frankfurt Institut für Informatik, Fachbereich Informatik und Mathematik, Frankfurt, Germany*
- ⁷²*Korea Institute of Science and Technology Information, Daejeon, Republic of Korea*
- ⁷³*Laboratoire de Physique Subatomique et de Cosmologie, Université Grenoble-Alpes, CNRS-IN2P3, Grenoble, France*
- ⁷⁴*Lawrence Berkeley National Laboratory, Berkeley, California, United States*
- ⁷⁵*Lund University Department of Physics, Division of Particle Physics, Lund, Sweden*
- ⁷⁶*Nagasaki Institute of Applied Science, Nagasaki, Japan*
- ⁷⁷*Nara Women's University (NWU), Nara, Japan*
- ⁷⁸*National and Kapodistrian University of Athens, School of Science, Department of Physics, Athens, Greece*
- ⁷⁹*National Centre for Nuclear Research, Warsaw, Poland*
- ⁸⁰*National Institute of Science Education and Research, Homi Bhabha National Institute, Jatni, India*
- ⁸¹*National Nuclear Research Center, Baku, Azerbaijan*
- ⁸²*National Research and Innovation Agency—BRIN, Jakarta, Indonesia*
- ⁸³*Niels Bohr Institute, University of Copenhagen, Copenhagen, Denmark*
- ⁸⁴*Nikhef, National institute for subatomic physics, Amsterdam, Netherlands*
- ⁸⁵*Nuclear Physics Group, STFC Daresbury Laboratory, Daresbury, United Kingdom*
- ⁸⁶*Nuclear Physics Institute of the Czech Academy of Sciences, Husinec-Řež, Czech Republic*
- ⁸⁷*Oak Ridge National Laboratory, Oak Ridge, Tennessee, United States*
- ⁸⁸*Ohio State University, Columbus, Ohio, United States*
- ⁸⁹*Physics department, Faculty of science, University of Zagreb, Zagreb, Croatia*
- ⁹⁰*Physics Department, Panjab University, Chandigarh, India*
- ⁹¹*Physics Department, University of Jammu, Jammu, India*
- ⁹²*Physics Program and International Institute for Sustainability with Knotted Chiral Meta Matter (SKCM2), Hiroshima University, Hiroshima, Japan*

- ⁹³*Physikalisches Institut, Eberhard-Karls-Universität Tübingen, Tübingen, Germany*
⁹⁴*Physikalisches Institut, Ruprecht-Karls-Universität Heidelberg, Heidelberg, Germany*
⁹⁵*Physik Department, Technische Universität München, Munich, Germany*
⁹⁶*Politecnico di Bari and Sezione INFN, Bari, Italy*
⁹⁷*Research Division and ExtreMe Matter Institute EMMI, GSI Helmholtzzentrum für Schwerionenforschung GmbH, Darmstadt, Germany*
⁹⁸*Saga University, Saga, Japan*
⁹⁹*Saha Institute of Nuclear Physics, Homi Bhabha National Institute, Kolkata, India*
¹⁰⁰*School of Physics and Astronomy, University of Birmingham, Birmingham, United Kingdom*
¹⁰¹*Sección Física, Departamento de Ciencias, Pontificia Universidad Católica del Perú, Lima, Peru*
¹⁰²*Stefan Meyer Institut für Subatomare Physik (SMI), Vienna, Austria*
¹⁰³*SUBATECH, IMT Atlantique, Nantes Université, CNRS-IN2P3, Nantes, France*
¹⁰⁴*Sungkyunkwan University, Suwon City, Republic of Korea*
¹⁰⁵*Suranaree University of Technology, Nakhon Ratchasima, Thailand*
¹⁰⁶*Technical University of Košice, Košice, Slovak Republic*
¹⁰⁷*The Henryk Niewodniczanski Institute of Nuclear Physics, Polish Academy of Sciences, Cracow, Poland*
¹⁰⁸*The University of Texas at Austin, Austin, Texas, United States*
¹⁰⁹*Universidad Autónoma de Sinaloa, Culiacan, Mexico*
¹¹⁰*Universidade de São Paulo (USP), São Paulo, Brazil*
¹¹¹*Universidade Estadual de Campinas (UNICAMP), Campinas, Brazil*
¹¹²*Universidade Federal do ABC, Santo Andre, Brazil*
¹¹³*Universitatea Nationala de Stiinta si Tehnologie Politehnica Bucuresti, Bucharest, Romania*
¹¹⁴*University of Cape Town, Cape Town, South Africa*
¹¹⁵*University of Derby, Derby, United Kingdom*
¹¹⁶*University of Houston, Houston, Texas, United States*
¹¹⁷*University of Jyväskylä, Jyväskylä, Finland*
¹¹⁸*University of Kansas, Lawrence, Kansas, United States*
¹¹⁹*University of Liverpool, Liverpool, United Kingdom*
¹²⁰*University of Science and Technology of China, Hefei, China*
¹²¹*University of South-Eastern Norway, Kongsberg, Norway*
¹²²*University of Tennessee, Knoxville, Tennessee, United States*
¹²³*University of the Witwatersrand, Johannesburg, South Africa*
¹²⁴*University of Tokyo, Tokyo, Japan*
¹²⁵*University of Tsukuba, Tsukuba, Japan*
¹²⁶*Universität Münster, Institut für Kernphysik, Münster, Germany*
¹²⁷*Université Clermont Auvergne, CNRS/IN2P3, LPC, Clermont-Ferrand, France*
¹²⁸*Université de Lyon, CNRS/IN2P3, Institut de Physique des 2 Infinis de Lyon, Lyon, France*
¹²⁹*Université de Strasbourg, CNRS, IPHC UMR 7178, F-67000 Strasbourg, France, Strasbourg, France*
¹³⁰*Université Paris-Saclay, Centre d'Etudes de Saclay (CEA), IRFU, Département de Physique Nucléaire (DPHn), Saclay, France*
¹³¹*Université Paris-Saclay, CNRS/IN2P3, IJCLab, Orsay, France*
¹³²*Università degli Studi di Foggia, Foggia, Italy*
¹³³*Università del Piemonte Orientale, Vercelli, Italy*
¹³⁴*Università di Brescia, Brescia, Italy*
¹³⁵*Variable Energy Cyclotron Centre, Homi Bhabha National Institute, Kolkata, India*
¹³⁶*Warsaw University of Technology, Warsaw, Poland*
¹³⁷*Wayne State University, Detroit, Michigan, United States*
¹³⁸*Yale University, New Haven, Connecticut, United States*
¹³⁹*Yonsei University, Seoul, Republic of Korea*
¹⁴⁰*Zentrum für Technologie und Transfer (ZTT), Worms, Germany*
¹⁴¹*Affiliated with an institute covered by a cooperation agreement with CERN*
¹⁴²*Affiliated with an international laboratory covered by a cooperation agreement with CERN*

^aDeceased.

^bAlso at Max-Planck-Institut für Physik, Munich, Germany.

^cAlso at Italian National Agency for New Technologies, Energy and Sustainable Economic Development (ENEA), Bologna, Italy.

^dAlso at Dipartimento DET del Politecnico di Torino, Turin, Italy.

^eAlso at An institution covered by a cooperation agreement with CERN.

^fAlso at Department of Applied Physics, Aligarh Muslim University, Aligarh, India.

^gAlso at Institute of Theoretical Physics, University of Wrocław, Poland.