

JYX



This is a self-archived version of an original article. This version may differ from the original in pagination and typographic details.

Author(s): Avelin, Benny; Julin, Vesa

Title: A note on the capacity estimate in metastability for generic configurations

Year: 2024

Version: Published version


Copyright: © 2024 the Authors

Rights: CC BY 4.0

Rights url: <https://creativecommons.org/licenses/by/4.0/>

Please cite the original version:

Avelin, B., & Julin, V. (2024). A note on the capacity estimate in metastability for generic configurations. *Manuscripta Mathematica*, Early online. <https://doi.org/10.1007/s00229-024-01555-1>

Benny Avelin · Vesa Julin 

A note on the capacity estimate in metastability for generic configurations

Received: 28 April 2023 / Accepted: 8 March 2024

Abstract. In this paper we further develop the ideas from Geometric Function Theory initially introduced in Avelin et al. (Commun Math Phys 404:401–437, 2023), to derive capacity estimate in metastability for arbitrary configurations. The novelty of this paper is twofold. First, the graph theoretical connection enables us to exactly compute the pre-factor in the capacity. Second, we complete the method from Avelin et al. (Commun Math Phys 404:401–437, 2023) by providing an upper bound using Geometric Function Theory together with Thompson’s principle, avoiding explicit constructions of test functions.

1. Introduction

In this paper we continue the study of the capacity estimate from [1], where we introduce a geometric characterization of the Eyring–Kramers formula. To introduce our setting, we begin by considering the Kolmogorov process

$$dX_t = -\nabla F(X_t)dt + \sqrt{2\varepsilon}dB_t$$

where F is a non-convex potential and ε is a small positive number. A formula for the expected transition time from one local minimum point to another was proposed independently by Eyring [7] and Kramers [11] in the context of metastability of chemical processes, and can be stated as follows. Assume that x and y are quadratic local minima of F , separated by a unique saddle z which is such that the Hessian has a single negative eigenvalue $\lambda_1(z)$. Then the expected transition time from x to y satisfies

$$\mathbb{E}^x[\tau] \simeq \frac{2\pi}{|\lambda_1(z)|} \sqrt{\frac{|\det(\nabla^2 F(z))|}{\det(\nabla^2 F(x))}} e^{(F(z)-F(x))/\varepsilon},$$

B. Avelin: Department of Mathematics, Uppsala University, P.O. Box 480, 751 06 Uppsala, Sweden

e-mail: benny.avelin@math.uu.se

V. Julin (✉): Department of Mathematics and Statistics, University of Jyväskylä, P.O. Box 35, 40014 Jyväskylä, Finland

e-mail: vesa.julin@jyu.fi

Mathematics Subject Classification: Primary 31B15; Secondary 35Q84

where \simeq denotes that the comparison constant tends to 1 as $\varepsilon \rightarrow 0$. The validity of the above formula has been studied extensively, references can be found in for instance [1, 4, 8, 12]. The first rigorous proof of the Eyring–Kramers formula above, is by Bovier et al. [5] using potential theory and this approach has turned out to be fruitful.

Our main motivation to study this phenomenon, comes from non-convex optimization, for instance, optimization of neural networks. In this setting, the minima/saddles are in general degenerate and/or non-smooth.

In [1] we use the potential theoretic formulation and extend the results of Bovier et al. [5] and Berglund and Gentz [2] to more general cases, which in particular includes non-smooth critical points. As in [5], the main technical issue is to provide sharp capacity estimates and the main result in [1] is a geometric characterization of Newtonian capacity w.r.t. the measure $e^{-F(x)/\varepsilon} dx$ inspired by the corresponding characterization for conformal capacity originally proved by Gehring [9]. In [1] we observe that the capacity depends on the configuration of the saddle points which connect the two local minima, but we computed the capacity only in the simple cases when the saddles are either parallel or in series, see Fig. 1. However, for an arbitrary smooth potential the situation can be more complex and the configuration of the saddle points can be a combination of both parallel and series cases with essentially arbitrary complexity.

The novelty in [1] was the use of Geometric Function Theory to provide a lower bound for the capacity. In this paper we complete this method by providing an upper bound using Geometric Function Theory together with Thompson’s principle, see the proof of the upper bound in Sect. 3.4, Proof of Theorem 1. Our goal is to extend the capacity estimate from Avelin et al. [1] to the case of arbitrary configurations of critical points. We do this by discretizing the problem where the ‘valleys’/‘islands’ around the local minimum points are the vertices and the regions around the saddle points which we call ‘bridges’ are the edges. The local capacity of a bridge can be geometrically characterized using the results from Avelin et al. [1] and this defines the weights of the edges, thus turning the problem into a capacity problem on a graph. Connecting problems of this type to graphs is similar to Michel [14], however, we did not find this particular problem in the literature. We note that the result in [5] covers only the case of the parallel configuration, see Fig. 1. Moreover, the framework of geometric function theory (see [1]) makes this construction straightforward and natural.

The capacity problem on the graph is equivalent to the notion of an electrical network, which was originally defined by Kirchhoff in the 1840s in his elegant solution to the problem of replacement resistance for a network of resistors [10]. For a modern presentation of electrical networks and its connection to Markov chains and Kirchhoff’s theorem, we refer to Bollobás [3], Levin and Peres [13] and Wagner [15].

1.1. Assumptions and definitions

In order to state our main results we first need to introduce our assumptions on the potential F . We remark that our assumptions cover the case where F is a

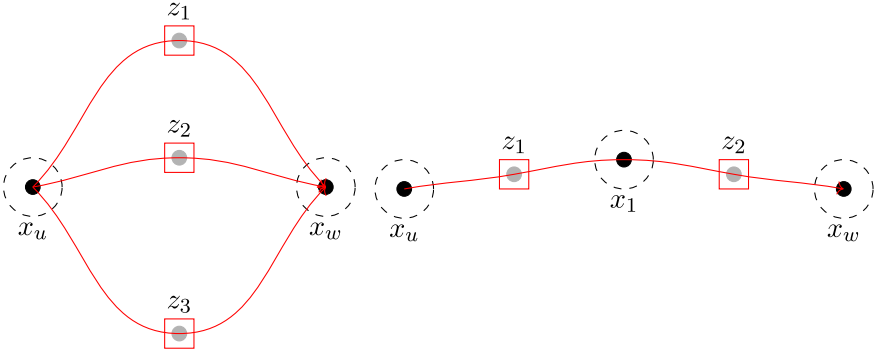


Fig. 1. Left picture is the parallel case and the right is the series case, x_u, x_w are local minimum points and z_i are saddle points

Morse function as defined in [4, Assumption 10.3], i.e. a C^2 function in which all critical points are non-degenerate (non-degenerate Hessian with at most one negative eigenvalue). We further remark that our assumptions cover the degenerate case studied in [2], but we also allow for non-smooth (Lipschitz) potentials.

Let us first introduce some general terminology. Recall that a Lipschitz function $h : \mathbb{R} \rightarrow \mathbb{R}$ has a *critical point* at t , if 0 is in the generalized gradient of h at t in the following sense,

$$\limsup_{s \rightarrow t \pm} \frac{f(s) - f(t)}{s - t} \geq 0 \quad \text{or} \quad \liminf_{s \rightarrow t \pm} \frac{f(s) - f(t)}{s - t} \leq 0,$$

where in the above we mean that both the left and the right limit satisfies the conditions. We say that a point z of a Lipschitz function $f : \mathbb{R}^n \rightarrow \mathbb{R}$ is a *critical point*, if for every $e \in \mathbb{R}^n$, $\|e\| = 1$, the function $h_e(t) = f(z + te)$ has a critical point at 0.

Given a continuous function $f : \mathbb{R}^n \rightarrow \mathbb{R}$, we say that a local minimum of f at z is *proper* if there exists a $\hat{\delta} > 0$ such that for every $0 < \delta < \hat{\delta}$ there is a ρ such that

$$f(x) \geq \begin{cases} f(z), & x \in B_\rho(z), \\ f(z) + \delta, & x \in \partial B_\rho(z), \end{cases}$$

where $B_\rho(z)$ denotes an open ball with radius ρ centered at z (proper maximum is defined analogously). When the center is at the origin we use the short notation B_ρ . We say that a critical point z of f is a *saddle point* if it is not a proper local minimum nor maximum point.

Let us then proceed to our assumptions on the potential.

Definition 1.1. Let $F \in C^{0,1}(\mathbb{R}^n)$ satisfy the following quadratic growth condition

$$F(x) \geq \frac{|x|^2}{C_0} - C_0$$

for a constant $C_0 \geq 1$. We assume that every local minimum point z of F is proper.

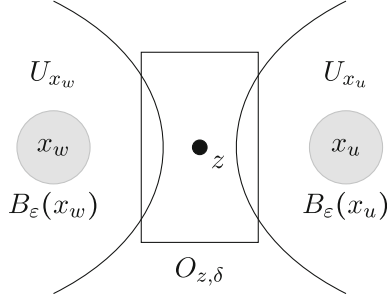


Fig. 2. The neighborhood $O_{z, \delta}$ of the saddle point z (bridge) connects the sets U_{x_u} and U_{x_w} , components of $\{F < F(z) - \delta/3\}$

We say that F is *admissible* if for every saddle point $z \in \mathbb{R}^n$ of F there are convex functions $g_z : \mathbb{R} \rightarrow \mathbb{R}$ and $G_z : \mathbb{R}^{n-1} \rightarrow \mathbb{R}$ which have proper minimum at 0, such that $g_z(0) = G_z(0) = 0$, and an isometry¹ $T_z : \mathbb{R}^n \rightarrow \mathbb{R}^n$ such that, denoting $x = (x_1, x') \in \mathbb{R} \times \mathbb{R}^{n-1}$, it holds

$$|(F \circ T_z)(x) - F(z) + g_z(x_1) - G_z(x')| \leq \omega(g_z(x_1)) + \omega(G_z(x')), \quad (1.1)$$

where $\omega : [0, \infty) \rightarrow [0, \infty)$ is a continuous and increasing function with $\lim_{s \rightarrow 0} \frac{\omega(s)}{s} = 0$.

The assumption (1.1) allows the saddle point to be degenerate, but we do not allow branching saddles, in the sense that $\{f(x) < f(z)\} \cap B_\rho(z)$ can have at most two components for small ρ . Note that the convex functions g_z , G_z and the isometry T_z depend on z , while the function ω is the same for all saddle points. As such, we denote by δ_0 the largest number for which $\omega(\delta) \leq \frac{\delta}{100}$ for all $\delta \leq 4\delta_0$.

Definition 1.2. Let $F \in C^{0,1}(\mathbb{R}^n)$ be admissible, then for every saddle point z and $\delta > 0$, we define the *bridge* at z as

$$O_{z, \delta} := T_z \left(\{x_1 \in \mathbb{R} : g_z(x_1) < \delta\} \times \{x' \in \mathbb{R}^{n-1} : G_z(x') < \delta\} \right),$$

where T_z is the isometry from Definition 1.1. See Fig. 2.

Note that, since the saddle may be flat, we should talk about sets rather than points. However, we adopt the convention that we always choose a representative point from each saddle (set) and thus we may label the saddles by points z_1, z_2, \dots . Moreover, we assume that there is a $\delta_1 \leq \delta_0$ such that for $\delta < \delta_1$ we have that if z_1 and z_2 are two different saddle points, then their neighborhoods $O_{z_1, 3\delta}$ and $O_{z_2, 3\delta}$ defined in Definition 1.2 are disjoint. Furthermore, we also assume that ε_0 is small enough that for any local minimum point x , the ball $B_{\varepsilon_0}(x)$ does not intersect any bridge or any ε_0 ball around any other local minimum.

We use the definitions of a geodesic length and a minimal cut originally defined in [1], inspired by [9].

¹ Recall that a mapping T is an isometry if $|T(x) - T(y)| = |x - y|$. In \mathbb{R}^n , this implies that $T(x) = Ax + b$, where A is an orthogonal matrix. That is, T consists of translation b and a rotation A .

Definition 1.3. Let $A, B \subset \Omega \subset \mathbb{R}^n$ where Ω is a domain and $A \cap B = \emptyset$. We denote the *curve family*

$$\mathcal{C}(A, B; \Omega) := \{\gamma : \gamma \in C^1([0, 1]; \Omega), \gamma(0) \in A, \gamma(1) \in B\}$$

and the family of *separating sets* as $\mathcal{S}(A, B; \Omega)$, where a smooth hypersurface $S \subset \mathbb{R}^n$ (possibly with boundary) is in $\mathcal{S}(A, B; \Omega)$ if every $\gamma \in \mathcal{C}(A, B; \Omega)$ intersects S . We define the *geodesic distance* between A and B in Ω as

$$d_\varepsilon(A, B; \Omega) := \inf \left(\int_\gamma |\gamma'| e^{\frac{F(\gamma)}{\varepsilon}} dt : \gamma \in \mathcal{C}(A, B; \Omega) \right)$$

and the *minimal cut* by

$$V_\varepsilon(A, B; \Omega) := \inf \left(\int_S e^{-\frac{F(x)}{\varepsilon}} d\mathcal{H}^{n-1}(x) : S \in \mathcal{S}(A, B; \Omega) \right).$$

We define some topological quantities.

Definition 1.4. Let x_u, x_w be two local minima of an admissible F . The *communication height* between x_u, x_w is defined as

$$F(x_u; x_w) = \inf_{\gamma \in \mathcal{C}(B_\varepsilon(x_u), B_\varepsilon(x_w); \mathbb{R}^n)} \sup_{t \in [0, 1]} F(\gamma(t)).$$

Fixing $\delta < \delta_1$, we denote the component of the sub-levelset $\{F < F(x_u; x_w) + \delta/3\}$ which contains the points x_u and x_w by $U_{\delta/3}$, and we denote

$$U_{-\delta/3} := \{F < F(x_u; x_w) - \delta/3\} \cap U_{\delta/3}. \quad (1.2)$$

Furthermore, we remark that $F(x_u; x_w)$ does not depend on ε if $\varepsilon < \varepsilon_0$. We call the components of $U_{-\delta/3}$ *islands*. For each island U we select a proper minimum point x satisfying $F(x) = \min_U F$, and we will in the following denote U_x as the island which contains x , see Fig. 2. We denote all saddle points in $U_{\delta/3} \setminus U_{-\delta/3}$ by Z .

Finally we recall that the capacity of two disjoint sets A, B is defined as

$$\text{cap}(A, B) = \inf \left(\varepsilon \int_{\mathbb{R}^n} |\nabla h|^2 e^{-\frac{F}{\varepsilon}} dx : h = 1 \text{ in } A, h \in W_0^{1,2}(\mathbb{R}^n \setminus B) \right).$$

1.2. Construction of the electrical network

Definition 1.5. An *electrical network* is a pair (G, \mathbf{y}) , where $G = (V, E)$ is a graph, where V are the *vertices* and E are the *edges*, the vector $\mathbf{y} \in \mathbb{R}^{|E|}$ is called the *admittances*.

We will now construct an electrical network based on the islands and bridges from Definitions 1.2 and 1.4. We associate the *vertices* with the islands and for every vertex v we denote the corresponding island by U_v . The set of all vertices is V . Furthermore, we associate the *edges* with the bridges from Definition 1.2, specifically, for every saddle point $z \in Z$ in Definition 1.4 we associate the edge e_z with the bridge $O_{e_z} = O_{z,\delta}$. The set of all edges is E , vice versa we associate with $e \in E$ the corresponding saddle point $z_e \in Z$. We say that vertices $v, v' \in V$ are *incident* with an edge e , and vice versa, if they are the ends of the edge, or in other words, the associated islands $U_v, U_{v'}$ intersect the bridge O_e (there are at most two since F is admissible). An edge which is incident with only one vertex is called a *loop*. We also define a *cycle* of the graph G to be any non-trivial closed path for which only the first and last vertices are equal.

We thus have a graph $G = (V, E)$, and we orient it arbitrarily (i.e. we orient each edge of G arbitrarily by assigning an arrow on it pointing towards one of its two ends). In order to have an electrical network we need to define *admittance* y_e for $e \in E$. Now, let $e \in E$, which is not a loop, and let $v_-, v_+ \in V$ be its incident vertices. Define the connected set $\Omega_e = O_{z_e,\delta} \cup U_{v_-} \cup U_{v_+}$ and the admittance

$$y_e := \varepsilon \frac{V_\varepsilon(B_\varepsilon(x_{v_-}), B_\varepsilon(x_{v_+}); \Omega_e)}{d_\varepsilon(B_\varepsilon(x_{v_-}), B_\varepsilon(x_{v_+}); \Omega_e)} e^{\frac{F(z_e)}{\varepsilon}}. \quad (1.3)$$

From the geometric characterization of capacity in [1], we see that the admittance of the edge e is the pre-factor of the capacity of $(B_\varepsilon(x_{v_-}), B_\varepsilon(x_{v_+}))$ in Ω_e . If e is a loop we set $y_e = 0$. We have thus constructed our electrical network (G, \mathbf{y}) which consists of the graph G and the admittance vector $\mathbf{y} \in \mathbb{R}^{|E|}$.

1.3. The main result

We begin with some notation and recalling some results from Avelin et al. [1].

For functions f and g , which depend continuously on $\varepsilon > 0$, we adopt the notation

$$f(\varepsilon) \simeq g(\varepsilon)$$

when there exists a constant C depending only on the data of the problem such that

$$(1 - C\hat{\eta}(\varepsilon))f(\varepsilon) \leq g(\varepsilon) \leq (1 + C\hat{\eta}(\varepsilon))f(\varepsilon),$$

where $\hat{\eta}(\cdot)$ is an increasing and continuous function $\hat{\eta}(\cdot) : [0, \infty) \rightarrow [0, \infty)$ with $\lim_{s \rightarrow 0} \hat{\eta}(\cdot) = 0$. We remark that in the following the function $\hat{\eta}$ is the one from Proposition 1.6 and Lemma 3.4. For us the explicit form will not be important but can be found in [1] and we merely note that $\hat{\eta}$ is sublinear and depends on the Lipschitz constant of F inside U_δ , the dimension and the function ω from (1.1).

We need the above notation in order to relate the geodesic distance and the minimal cut from Definition 1.3 to the convex functions g_z, G_z from Definition 1.2, which is stated in the following proposition (for the proof see [1, Proposition 4.1–4.2]):

Proposition 1.6. *Let $v_-, v_+ \in V$ be incident vertices connected with edge $e \in E$ and let $0 < \varepsilon < \varepsilon_0$. Denote x_{v_-}, x_{v_+} the corresponding proper local minimum points and let z_e be the corresponding saddle, then*

$$d_\varepsilon(B_\varepsilon(x_{v_-}), B_\varepsilon(x_{v_+}); \Omega_e) \simeq e^{\frac{F(z_e)}{\varepsilon}} \int_{\mathbb{R}} e^{-\frac{g_{z_e}(y_1)}{\varepsilon}} dy_1,$$

and

$$V_\varepsilon(B_\varepsilon(x_v), B_\varepsilon(x_{v'}); \Omega_e) \simeq e^{-\frac{F(z_e)}{\varepsilon}} \int_{\mathbb{R}^{n-1}} e^{-\frac{G_{z_e}(y')}{\varepsilon}} dy',$$

where g_{z_e}, G_{z_e} are the functions in Definition 1.2.

We need the definition of a spanning tree for Kirchhoff's formula.

Definition 1.7. Let $G = (V, E)$ be a graph. We say that G' is a *spanning subgraph* of G if $V(G') = V(G)$ and $E(G') \subset E(G)$ (i.e. the same vertices but only a subset of the edges). A *tree* is a connected graph which does not contain cycles and a *spanning tree* of G is a spanning subgraph of G that is a tree. We denote the set of all spanning trees of G by $\mathcal{T}(G)$. Finally, for two vertices $v, w \in V$ we let G/vw denote the graph obtained by merging the vertices v and w together into a single vertex.

We are now ready to state our main theorem.

Theorem 1. *Let F be admissible as in Definition 1.1, let x_u and x_w be local minimum points of F and let (G, \mathbf{y}) be the electrical network as in Sect. 1.2. Let u, w be the associated vertices in V . Then the capacity is given by*

$$\text{cap}(B_\varepsilon(x_u), B_\varepsilon(x_w)) \simeq \frac{T(G; \mathbf{y})}{T(G/uw; \mathbf{y})},$$

where

$$T(G; \mathbf{y}) = \sum_{G' \in \mathcal{T}(G)} \left(\prod_{e \in G'} y_e \right). \quad (1.4)$$

Theorem 1, together with the formula (1.3), provide the characterization of the capacity in the general case where the critical points may have any configuration.

2. Preliminaries on graph theory and electrical networks

In this section we recall some basic results in graph theory. For an introduction to the topic we refer to Bollobás [3], Levin and Peres [13] and Wagner [15].

The signed incidence matrix D of the oriented graph $G = (V, E)$ is the $|V| \times |E|$ matrix with entries

$$D_{ve} = \begin{cases} +1 & \text{if } e \text{ points into } v \text{ but not out} \\ -1 & \text{if } e \text{ points out of } v \text{ but not in} \\ 0 & \text{otherwise.} \end{cases}$$

Let \mathbf{y} be a vector of admittances defined in Sect. 1.2. Let Y be the $|E| \times |E|$ diagonal matrix that has \mathbf{y} as its entries, i.e., $Y = \text{diag}(\mathbf{y}_e : e \in E)$. We also define the weighted Laplacian matrix as $L = DYD^T$.

We begin by recalling the weighted Matrix-Tree theorem, see [15, Theorem 5], which relates the quantity (1.4) to the weighted Laplacian matrix.

Proposition 2.1. *Let $G = (V, E)$ be an oriented graph and let D, Y and L be as above. Then, for any $v \in V$*

$$T(G; \mathbf{y}) = \det L(v | v)$$

where $L(v | v)$ is L with the row and column corresponding to v removed and $T(G; \mathbf{y})$ is defined in (1.4).

Let us recall Kirchhoff's theorem, see [15, Theorem 8], which relates the right-hand side of the formula in Theorem 1 to the solution of a linear system.

Proposition 2.2. *Let $G = (V, E)$ be an oriented graph, (G, \mathbf{y}) the electrical network, and let L be the corresponding weighted Laplacian matrix. Fix $u, w \in V$ and let the vector $\boldsymbol{\varphi} \in \mathbb{R}^{|V|}$, with the component $\varphi_u = 0$, be the solution to the system*

$$L\boldsymbol{\varphi} = \boldsymbol{\delta}_w - \boldsymbol{\delta}_u,$$

where $\boldsymbol{\delta}_w$ is a vector with 1 in the position of w and 0 otherwise. Then the component φ_w is given by

$$\varphi_w = \frac{T(G/uw; \mathbf{y})}{T(G; \mathbf{y})}.$$

The classical interpretation of Kirchhoff's theorem is that of a network of resistors (the admittance is the inverse of the resistance), where we have grounded one end of the network ($\varphi_u = 0$) and let 1 Ampere of current flow through it (right-hand side $\boldsymbol{\delta}_w$). Then the voltage at the exiting node φ_w is given by the formula above. This allowed Kirchhoff [10] to solve the problem of replacement resistance which in this case is just φ_w .

Given an electrical network (G, \mathbf{y}) we may define a discrete Dirichlet capacity between two vertices $v_1, v_m \in V$ as

$$\min_{\boldsymbol{\varphi} \in \mathbb{R}^m; \varphi_1=1; \varphi_m=0} \langle L\boldsymbol{\varphi}, \boldsymbol{\varphi} \rangle$$

where L is the weighted Laplacian matrix. Then the minimizer of the above problem is inversely related to Kirchhoff's theorem, Proposition 2.2. For more information, see [3].

Lemma 2.3. *Let (G, \mathbf{y}) be the electrical network from Sect. 1.2 and let L be the Laplacian matrix. Then it holds*

$$\min_{\boldsymbol{\varphi} \in \mathbb{R}^m; \varphi_1=1; \varphi_m=0} \langle L\boldsymbol{\varphi}, \boldsymbol{\varphi} \rangle = \frac{T(G; \mathbf{y})}{T(G/v_1v_m; \mathbf{y})}.$$

The minimizer is given by the unique solution with the boundary conditions $\varphi_m = 0$, $\varphi_1 = 1$ to the linear system

$$L\varphi = \lambda(\delta_1 - \delta_m)$$

where $\delta_1 = (1, 0, \dots, 0)$ and $\delta_m = (0, \dots, 0, 1)$ are vectors of length m and λ is the value of the minimum problem.

Proof. Recall that $L = DYD^T$, where D is the signed incidence matrix and Y is the admittance matrix. Let us first reduce the problem. Note that the constraint $\varphi_m = 0$ implies that we may remove the last row of D (call it D_-) and the last entry of φ (call it φ_-) and note that $D_-^T \varphi_- = D^T \varphi$. Let $L_- = D_- Y D_-^T = L(v_m \mid v_m)$ and note that similar reasoning gives that

$$\langle L_- \varphi_-, \varphi_- \rangle = \langle L\varphi, \varphi \rangle.$$

By the Lagrange multiplier method we get

$$\begin{cases} L_- \varphi_- = \lambda \delta_1 \\ (\varphi_-)_1 = 1, \end{cases}$$

where $\delta_1 = (1, 0, \dots)$. Note that by Proposition 2.1 we know that $\det(L_-) = T(G; y) \neq 0$ which gives that the above system has a unique solution. From the above we get that the value of the minimum is given as

$$\langle L\varphi, \varphi \rangle = \langle L_- \varphi_-, \varphi_- \rangle = \lambda. \quad (2.1)$$

Next, we note that φ/λ is a solution to the linear system in Proposition 2.2, as such we get

$$\frac{T(G/uvw; y)}{T(G; y)} = \frac{\varphi_1}{\lambda} = \frac{1}{\lambda},$$

which together with (2.1) finishes the proof. \square

We also need the following dual formulation of the minimization problem in Lemma 2.3.

Lemma 2.4. *Let $G = (V, E)$ be an oriented graph, where $V = (v_1, \dots, v_m)$, let D be the signed incidence matrix, L the Laplacian matrix, and let Y be the admittance matrix. Then it holds*

$$\min \left(\langle Y^{-1} \mathbf{j}, \mathbf{j} \rangle : \mathbf{j} \in \mathbb{R}^{|E|}, D\mathbf{j} = \delta_1 - \delta_m \right) = \frac{1}{\lambda}, \quad (2.2)$$

where λ is the value of the minimization problem from Lemma 2.3, i.e.,

$$\lambda = \min_{\varphi \in \mathbb{R}^m; \varphi_1=1; \varphi_m=0} \langle L\varphi, \varphi \rangle.$$

We point out that one may interpret the minimization problem (2.2) as a discrete version of Thompson's principle.

Proof. Let $\mathbf{j} \in \mathbb{R}^{|E|}$ be the minimizer of (2.2). The first variation of the minimization problem implies that $\langle Y^{-1}\mathbf{j}, \mathbf{e} \rangle = 0$ for all $\mathbf{e} \in \mathbb{R}^{|E|}$ with $D\mathbf{e} = 0$, i.e.,

$$Y^{-1}\mathbf{j} \in \text{Ker}^\perp(D). \quad (2.3)$$

Recall that the solution to the minimization problem in Lemma 2.3 satisfies

$$\delta_1 - \delta_m = \lambda^{-1}L\boldsymbol{\varphi} = \lambda^{-1}DYD^T\boldsymbol{\varphi} = D(\lambda^{-1}YD^T\boldsymbol{\varphi})$$

as such $\tilde{\mathbf{j}} = \lambda^{-1}YD^T\boldsymbol{\varphi}$ will according to the above satisfy the constraint $D\tilde{\mathbf{j}} = \delta_1 - \delta_m$. Then, $\tilde{\mathbf{j}} - \mathbf{j} =: \boldsymbol{\alpha} \in \text{Ker}(D)$ and it holds trivially $\langle D^T\boldsymbol{\varphi}, \boldsymbol{\alpha} \rangle = 0$ since, $D^T\boldsymbol{\varphi} \in \text{Ker}^\perp(D)$. Moreover, by (2.3) it holds $\langle Y^{-1}\mathbf{j}, \boldsymbol{\alpha} \rangle = 0$, thus

$$\langle Y^{-1}\boldsymbol{\alpha}, \boldsymbol{\alpha} \rangle = \langle \lambda^{-1}D^T\boldsymbol{\varphi}, \boldsymbol{\alpha} \rangle - \langle Y^{-1}\mathbf{j}, \boldsymbol{\alpha} \rangle = 0.$$

Since Y^{-1} is positive definite we obtain $\boldsymbol{\alpha} = 0$, that is

$$\lambda^{-1}YD^T\boldsymbol{\varphi} = \mathbf{j}.$$

The result then follows from Lemma 2.3 as

$$\langle Y^{-1}\mathbf{j}, \mathbf{j} \rangle = \frac{\langle Y^{-1}YD^T\boldsymbol{\varphi}, YD^T\boldsymbol{\varphi} \rangle}{\lambda^2} = \frac{\langle DYD^T\boldsymbol{\varphi}, \boldsymbol{\varphi} \rangle}{\lambda^2} = \frac{1}{\lambda}.$$

□

2.1. Simplification of the electrical network

The formula in the statement of Theorem 1 given by Kirchhoff's formula is precise, but if the graph contains many cycles and loops, it may be unnecessarily cumbersome to calculate. In the next two lemmas we consider the case when the formula in Theorem 1 can be simplified.

Consider a graph $G = (V, E)$. A *cut vertex* is a vertex, that when removed from G will increase the number of components. A *biconnected* graph is a graph with no cut vertices. A *biconnected component* of a graph G is a maximal biconnected subgraph.

Lemma 2.5. *Let $G = (V, E)$ be a graph with a biconnected component $G_1 = (V_1, E_1)$ and let $G_2 = (V_2, E_2)$ be a subgraph of G such that they intersect in one cut vertex $v \in V$ and $G = G_1 \cup G_2$. Then if $\mathbf{y} \in \mathbb{R}^{|E|}$ is the admittance vector, $\mathbf{y}_1 = \mathbf{y}|_{E_1}$ and $\mathbf{y}_2 = \mathbf{y}|_{E_2}$, it holds*

$$T(G; \mathbf{y}) = T(G_1; \mathbf{y}_1)T(G_2; \mathbf{y}_2).$$

Proof. By the definition of biconnected components, and since G_1, G_2 intersect only in v , we can by reordering the vertices write the Laplacian matrix $L = DYD^T$ such that the first rows/columns correspond to the vertices in G_1 . Then L with the column and row corresponding to v removed ($L(v | v)$) has a block diagonal structure with the blocks $L_1 = L_{G_1}(v | v)$ and $L_2 = L_{G_2}(v | v)$. Now, since $\det(L) = \det(L_1)\det(L_2)$ the claim follows by applying Proposition 2.1 on all matrices. □

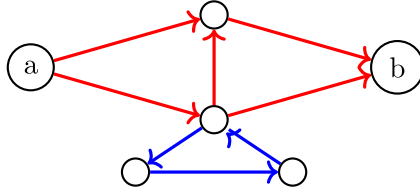


Fig. 3. Example of the graph decomposition in Proposition 2.6. Here the subgraph corresponding to the blue edges is the biconnected component and the red edges correspond to the graph G_1

We can use the above lemma to simplify the computation of Kirchoff's theorem in the presence of irrelevant biconnected components, see Fig. 3.

Proposition 2.6. *Consider the graph $G = (V, E)$ and let Y be the admittance matrix. Assume that $G = G_1 \cup G_2$, where G_1 is a biconnected component and G_1, G_2 intersect in a cut vertex $v \in V$. Then if $u, w \in V_2$, it holds*

$$\frac{T(G; \mathbf{y})}{T(G/uv; \mathbf{y})} = \frac{T(G_2; \mathbf{y}_2)}{T(G_2/uv; \mathbf{y}_2)}.$$

The main consequence of Proposition 2.6 is that, using the terminology from [1], only the vertices in V_2 are relevant. We also point out that this is related to the definition of a gate in [5]. In particular, referring to Kirchoff's theorem, a consequence of the above is that the voltage φ is constant on the biconnected components and is thus redundant.

A consequence of Lemma 2.3 is that edges with small admittance does not contribute total capacity unless they significantly alter the topology of the graph:

Lemma 2.7. (Deletion of edge) *Let (G, \mathbf{y}) be the electrical network as in Lemma 2.3. Let $e \in E$ and define $G' = (V, E \setminus \{e\})$, then it holds*

$$\frac{T(G'; \mathbf{y})}{T(G'/(v_1 v_m); \mathbf{y})} \leq \frac{T(G; \mathbf{y})}{T(G/(v_1 v_m); \mathbf{y})} \leq \frac{T(G'; \mathbf{y})}{T(G'/(v_1 v_m); \mathbf{y})} + \mathbf{y}_e$$

Proof. Let Y' be the diagonal matrix Y with the entry corresponding to \mathbf{y}_e replaced by 0. Then we immediately have

$$\min_{\varphi \in \mathbb{R}^m; \varphi_1=1; \varphi_m=0} \langle DY' D^T \varphi, \varphi \rangle \leq \min_{\varphi \in \mathbb{R}^m; \varphi_1=1; \varphi_m=0} \langle DY D^T \varphi, \varphi \rangle$$

which proves the first inequality. For the second, note that for any edge $e \in E$, let $v_-, v_+ \in V$ be the incident vertices, then $|\varphi(v_-) - \varphi(v_+)| \leq 1$, hence for any \mathbf{y} having each component bounded by 1 satisfies

$$\langle DY D^T \varphi, \varphi \rangle \leq \langle DY' D^T \varphi, \varphi \rangle + \mathbf{y}_e$$

which proves the last inequality. □

3. Proof of the main theorem

The proof of the main theorem consists of an upper and a lower bound of the capacity. The lower bound uses the electrical network defined in Sect. 1.2 and the variational definition of capacity, similar to the proof in [1]. For simple networks the lower bound follows from the variational characterization of capacity together with the fundamental theorem of calculus.

For the upper bound, we provide a novel proof using ideas from Geometric Function Theory together with Thompson's principle which is in a sense dual to the lower bound. In this case, for simple networks the upper bound follows from Thompson's principle together with the divergence theorem. For the general case we need an alternative construction of the electrical network.

3.1. Alternative construction of the electrical network

We will construct the alternative electrical network using the domain $U_{\delta/3}$ (see Definition 1.4), instead of using the components of $U_{-\delta/3}$ as in Sect. 1.2. To this aim, for a saddle point $z \in Z$, we define the surface

$$S_z := T_z \left(\{0\} \times \{x' \in \mathbb{R}^{n-1} : G_z(x') < \delta\} \right), \quad (3.1)$$

where T_z is from Definition 1.1. The set $U_{\delta/3}$ is connected, but the surfaces S_z in (3.1) divide it into different components, which we will associate with vertices, see Fig. 5. Define

$$\Omega_{\delta/3} := U_{\delta/3} \setminus \bigcup_{z \in Z} S_z. \quad (3.2)$$

We will now provide two technical lemmas. The first says that any path connecting two local minimum points in $U_{-\delta/3}$ necessarily passes through a surface S_z for some z in the set of saddles Z , where we recall that Z denotes the saddle points inside $U_{\delta/3} \setminus U_{-\delta/3}$. The second lemma states that $U_{-\delta/3}$ and $\Omega_{\delta/3}$ have the same number of components and $\Omega_{\delta/3}$ defines exactly the same graph $G = (V, E)$ as in Sect. 1.2.

Lemma 3.1. *Let U_v and $U_{v'}$ be two different components of $U_{-\delta/3}$ and let $\gamma \in \mathcal{C}(U_v, U_{v'}; U_{\delta/3})$. Then there is a critical point $z \in Z$ such that the intersection $\gamma([0, 1]) \cap S_z$ is non-empty.*

Proof. W.L.O.G. we assume $F(x_u; x_w) = 0$. Fix $\gamma_0 \in \mathcal{C}(U_v, U_{v'}; U_{\delta/3})$ and denote $\gamma \sim \gamma_0$ when γ is homotopy equivalent to γ_0 in $U_{\delta/3}$. Define

$$F_{\gamma_0} := \inf_{\gamma \sim \gamma_0} \sup_{t \in [0, 1]} F(\gamma(t)).$$

Then there is a critical point z of F such that $F(z) = F_{\gamma_0}$ and a continuous path $\gamma_1 \sim \gamma_0$ such that $\gamma_1(t) = z$ for some $t \in (0, 1)$. We may choose the coordinates in \mathbb{R}^n such that $z = 0$ and $S_z = S_0 = \{0\} \times \{x' \in \mathbb{R}^{n-1} : G(x') < \delta\}$.

Note that S_0 is a convex hypersurface with boundary $\partial S_0 = \{0\} \times \{x' \in \mathbb{R}^{n-1} : G(x') = \delta\}$, and note that ∂S_0 is homeomorphic to \mathbb{S}^{n-2} . Since F is admissible it follows from (1.1) that $F(x) \geq F(0) + 2\delta/3$ on $x \in \partial S_0$ and therefore since $F(0) > -\delta/3$ we have $\partial S_0 \subset \mathbb{R}^n \setminus U_{\delta/3}$. In particular, if γ is a path in $U_{\delta/3}$ then it does not intersect ∂S_0 , and if $\gamma \sim \gamma_0$ then γ has to intersect S_0 . The claim then follows from $\gamma_1 \sim \gamma_0$. \square

Lemma 3.2. *The set $\Omega_{\delta/3}$ defined in (3.2) has the same components as $U_{-\delta/3}$ defined in (1.2). To be more precise, if Ω' is a component of $\Omega_{\delta/3}$ then there is exactly one component, say U' , of $U_{-\delta/3}$ such that $U' \subset \Omega'$.*

Proof. W.L.O.G. we assume $F(x_u; x_w) = 0$. Let us fix a component Ω' of $\Omega_{\delta/3}$. Since F is admissible, then for any $z \in Z$, we see from the definition of S_z in (3.1) that $F(x) \geq F(z)$ for all $x \in S_z$, and hence $S_z \cap U_{-\delta/3} = \emptyset$. Thus, there is a component U' of $U_{-\delta/3}$ such that $U' \subset \Omega'$. Let us also note that U' is the only component of $U_{-\delta/3}$ which is in Ω' , since if there was another component U'' then a curve $\gamma \in \mathcal{C}(U', U''; \Omega') \subset \mathcal{C}(U', U''; U_{\delta/3})$ necessarily intersects one S_z by Lemma 3.1. \square

We will localize the capacity of the sets $A = B_\varepsilon(x_u)$ and $B = B_\varepsilon(x_w)$ in $U_{\delta/3}$ by defining

$$\text{cap}(A, B; U_{\delta/3}) := \inf \left(\varepsilon \int_{U_{\delta/3}} |\nabla h|^2 e^{-\frac{F}{\varepsilon}} dx : h = 1 \text{ in } A, h \in W_0^{1,2}(\mathbb{R}^n \setminus B) \right). \quad (3.3)$$

In the above minimization problem we do not have any boundary condition on $\partial U_{\delta/3}$. Thus, it follows from a classical result of calculus of variations (see [6, Sect. 2.4]) that the minimizer $\hat{h}_{A,B}$ of (3.3) satisfies the natural boundary condition, $\nabla \hat{h}_{A,B} \cdot n = 0$ on the smooth part of $\partial U_{\delta/3}$.

It is easy to see that for 3.3 it holds

$$\text{cap}(A, B) \geq \text{cap}(A, B; U_{\delta/3}) \geq (1 - C\hat{\eta}(\varepsilon)) \text{cap}(A, B), \quad (3.4)$$

where $\hat{\eta}$ is as in Sect. 1.3. Indeed, the first inequality in (3.4) is trivial. For the second we take $\hat{h}_{A,B}$ to be the minimizer of 3.3 and we recall the rough capacity bound from Avelin et al. [1, Lemma 3.2], i.e., there exists constants c_1, c_2, q_1, q_2 such that

$$c_1 e^{q_1} e^{-F(x_u; x_w)/\varepsilon} \leq \text{cap}(A, B) \leq c_2 \varepsilon^{q_2} e^{-F(x_u; x_w)/\varepsilon}. \quad (3.5)$$

We choose a cut-off function $0 \leq \zeta \leq 1$ such that $\zeta = 1$ in $U_{\delta/6}$, $\zeta = 0$ outside $U_{\delta/3}$ and $|\nabla \zeta| \leq C$, where C depends on δ and on the Lipschitz constant of the potential F . Then, using Young's inequality, the maximum principle and (3.5) we

get

$$\begin{aligned}
\text{cap}(A, B; U_{\delta/3}) &\geq \varepsilon \int_{U_{\delta/3}} |\nabla h_{A,B}|^2 \zeta^2 e^{-\frac{F}{\varepsilon}} dx \\
&\geq \frac{\varepsilon}{1+\varepsilon} \int_{U_{\delta/3}} |\nabla(\hat{h}_{A,B}\zeta)|^2 e^{-\frac{F}{\varepsilon}} dx - \frac{2}{\varepsilon} \int_{U_{\delta/3}} |\nabla\zeta|^2 \hat{h}_{A,B}^2 e^{-\frac{F}{\varepsilon}} dx \\
&\geq \varepsilon(1-2\varepsilon) \int_{\mathbb{R}^n} |\nabla(\hat{h}_{A,B}\zeta)|^2 e^{-\frac{F}{\varepsilon}} dx - \frac{C}{\varepsilon} e^{-\frac{\delta}{6\varepsilon}} e^{-F(x_u, x_w)/\varepsilon} \\
&\geq (1 - C\hat{\eta}(\varepsilon)) \text{cap}(A, B),
\end{aligned}$$

where the last inequality follows from the sub-linearity of $\hat{\eta}$.

3.2. Thompson's principle

The construction of the network via (3.2) is suitable for the dual definition of the capacity via Thompson's principle. This is done by defining a class of vector fields, denoted by \mathcal{M} , where $X \in \mathcal{M}$ if $X \in W^{1,\infty}(U_{\delta/3} \setminus (\bar{A} \cup \bar{B}); \mathbb{R}^n)$ and satisfies

$$\begin{cases} \text{div} X = 0 & \text{in } U_{\delta/3} \setminus (\bar{A} \cup \bar{B}), \\ X \cdot n = 0 & \text{on } \partial U_{\delta/3} \\ \int_{\partial A} X \cdot n = 1. \end{cases} \quad (3.6)$$

We note that the set \mathcal{M} is non-empty, since the vector field $X = C e^{-V/\varepsilon} \nabla \hat{h}_{A,B}$, where $C = (\text{cap}(A, B; U_{\delta/3}))^{-1}$, belongs to \mathcal{M} . Then we have the following (see e.g. [12])

$$\frac{1}{\text{cap}(A, B; U_{\delta/3})} = \inf \left(\varepsilon \int_{U_{\delta/3} \setminus (\bar{A} \cup \bar{B})} |X|^2 e^{\frac{F}{\varepsilon}} dx : X \in \mathcal{M} \right). \quad (3.7)$$

Let $G = (V, E)$ be the graph constructed as above using the domain $\Omega_{\delta/3}$ defined in (3.2) and let $X \in \mathcal{M}$. We construct a current $j : E \rightarrow \mathbb{R}$ associated with X as follows. Let us fix a vertex $v \in V \setminus \{u, w\}$ and let \tilde{U}_v be the associated component of the domain $\Omega_{\delta/3}$. Denote the edges incident with v by $e \in E_v \subset E$ and the associated surface defined in (3.1) by $S_e = S_{z_e}$. The boundary $\partial \tilde{U}_v$ is contained in $\partial U_{\delta/3} \cup (\bigcup_{e \in E_v} S_e)$. Recall that $v \neq u, w$, therefore $\text{div} X = 0$ in \tilde{U}_v , and we have by the divergence theorem and by $X \cdot n = 0$ on $\partial U_{\delta/3}$ that

$$0 = - \int_{\tilde{U}_v} \text{div}(X) dx = \int_{\partial \tilde{U}_v} X \cdot n d\mathcal{H}^{n-1} = \sum_{e \in E_v} \int_{S_e} X \cdot n d\mathcal{H}^{n-1}. \quad (3.8)$$

We define the value of j at $e \in E_v$ as

$$j(e) := \begin{cases} \varepsilon \int_{S_e} X \cdot n d\mathcal{H}^{n-1}, & \text{if } e \text{ points into } v, \\ -\varepsilon \int_{S_e} X \cdot n d\mathcal{H}^{n-1}, & \text{if } e \text{ points out of } v. \end{cases} \quad (3.9)$$

We define the current similarly also at edges incident with u and w . If we label the edges as e_1, \dots, e_l we have a vector $\mathbf{j} \in \mathbb{R}^{|E|}$ which has components $\mathbf{j}_k = j(e_k)$. By construction and by (3.8) \mathbf{j} satisfies the so-called Kirchhoff's current law, which means that at every vertex the current flowing in equals the current flowing out. We may write this simply as (see [15])

$$D\mathbf{j} = \delta_1 - \delta_m$$

where we have labeled the vertices as v_1, \dots, v_m with $v_1 = u$ and $v_m = w$, and δ_1 and δ_m are as in Lemma 2.3.

3.3. Technical lemmas

Before we prove the main theorem we recall the following lemma from Avelin et al. [1].

Lemma 3.3. *Let F be admissible. Let x_u, x_w be as in Definition 1.4 and assume that communication height from Definition 1.4 is zero, i.e., $F(x_u; x_w) = 0$. If \hat{U}_v is a component of $U_{-\delta/2} = \{F < -\delta/2\}$, then*

$$\text{osc}_{\hat{U}_v} h_{B_\varepsilon(x_u), B_\varepsilon(x_w)} \leq C e^{-\frac{3\delta}{16\varepsilon}},$$

for small enough $\varepsilon \leq \varepsilon_0$.

Proof. The proof is almost the same as in [1, Lemma 3.5], but we repeat it for the reader's convenience. Let us denote $u := h_{B_\varepsilon(x_u), B_\varepsilon(x_w)}$ for short.

Recall that \hat{U}_v is a component of $U_{-\delta/2} = \{F < -\delta/2\}$. Since F is Lipschitz continuous, we find a Lipschitz domain D_v such that

$$\hat{U}_v \subset D_v \subset U_{-\frac{4\delta}{9}} = \{F < -\frac{4\delta}{9}\}$$

and the Poincaré inequality holds in D_v with a constant that depends on $\|F\|_{C^{0,1}}$, i.e.,

$$\int_{D_v} |u - u_{D_v}|^2 dx \leq C \int_{D_v} |\nabla u|^2 dx,$$

where u_{D_v} denotes the average of u in D_v . We use the rough capacity bound (3.5) and $D_v \subset U_{-4\delta/9}$ to deduce

$$\begin{aligned} \int_{D_v} |\nabla u|^2 dx &\leq e^{-\frac{4\delta}{9\varepsilon}} \int_{D_v} |\nabla u|^2 e^{-\frac{F}{\varepsilon}} dx \\ &\leq \varepsilon^{-1} e^{-\frac{4\delta}{9\varepsilon}} \text{cap}(B_\varepsilon(x_u), B_\varepsilon(x_w)) \leq C \varepsilon^{q-1} e^{-\frac{4\delta}{9\varepsilon}}. \end{aligned}$$

Fix a point $x_0 \in \hat{U}_v$. Then by Harnack's inequality [1, Lemma 2.7] it holds

$$\sup_{B_\varepsilon(x_0)} |u - u_{D_v}| \leq \left(\int_{2B_\varepsilon(x_0)} |u - u_{D_v}|^2 dx \right)^{1/2} \leq C \varepsilon^{-\frac{n}{2}} \left(\int_{D_v} |u - u_{D_v}|^2 dx \right)^{1/2}.$$

In conclusion, we have (since $\varepsilon \leq \varepsilon_0$)

$$\sup_{B_\varepsilon(x_0)} |u - u_{D_v}| \leq \varepsilon^{\frac{q-1-n}{2}} e^{-\frac{2\delta}{9\varepsilon}} \leq C e^{-\frac{3\delta}{16\varepsilon}}.$$

The claim follows from the fact that x_0 is arbitrary point in \hat{U}_v . \square

We also need the following lemma which relates the function $\hat{\eta}$ to ω in the assumption (1.1). This lemma can be found in [1, Lemma 3.9].

Lemma 3.4. *Assume that $G : \mathbb{R}^k \rightarrow \mathbb{R}$ is a convex function which has a proper minimum at the origin and let ω be the increasing function from (1.1). Then for a fixed $\delta \leq \delta_0$ and for any $\varepsilon \leq \varepsilon_0$ it holds*

$$(1 - \hat{\eta}(\varepsilon)) \int_{\mathbb{R}^k} e^{-\frac{G(x)}{\varepsilon}} dx \leq \int_{\{G < \delta\}} e^{-\frac{G(x)}{\varepsilon}} e^{\pm \frac{\omega(G(x))}{\varepsilon}} dx \leq (1 + \hat{\eta}(\varepsilon)) \int_{\mathbb{R}^k} e^{-\frac{G(x)}{\varepsilon}} dx,$$

for a continuous an increasing function $\hat{\eta}$ with $\hat{\eta}(0) = 0$, which depends on ω and on the dimension.

3.4. Proof of the main theorem

We prove the main theorem by providing sharp lower bounds for the variation definition of the capacity and for (3.7), which is in some sense the dual of the argument in [12].

Proof of Theorem 1. Consider two local minima x_u, x_w , let $A = B_\varepsilon(x_u)$ and $B = B_\varepsilon(x_w)$, and let $h_{A,B}$ be the capacitary potential for the capacitor (A, B) . By rescaling we may assume that communication height from Definition 1.4 is zero, i.e., $F(x_u; x_w) = 0$.

Lower bound: Let (G, \mathbf{y}) be the electrical network from Sect. 1.2, and label the vertices as $V = \{v_1, \dots, v_m\}$, where $v_1 = u, v_m = w$. We need to show that

$$\text{cap}(A, B) \geq (1 - C\hat{\eta}(\varepsilon)) \frac{T(G; \mathbf{y})}{T(G/uw; \mathbf{y})},$$

where $\hat{\eta}$ is as in Sect. 1.3.

Let $\varphi : V \rightarrow \mathbb{R}$ be a function such that $\varphi(v) = h_{A,B}(x_v)$ where $v \in V$ and x_v is the associated minimum point. Let \hat{U}_v be the component of $\{F < -\delta/2\}$ which contains x_v . By Lemma 3.3 we have

$$\text{osc}_{\hat{U}_v}(h_{A,B}) \leq C e^{-\frac{3\delta}{16\varepsilon}} \quad \text{for all } v \in V.$$

Therefore, φ satisfies

$$|h_{A,B} - \varphi(v)| \leq C e^{-\frac{3\delta}{16\varepsilon}} \quad \text{in } \hat{U}_v \quad \text{for } v \in V. \quad (3.10)$$

Consider an edge $e \in E$, which is not a loop, and let v_-, v_+ be the two incident vertices in V . Denote the associated minimum points as x_-, x_+ , the associated

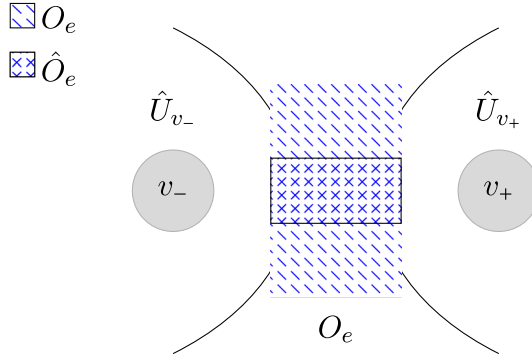


Fig. 4. The bridge O_e connects the sets \hat{U}_{v_+} and \hat{U}_{v_-} . The smaller cylindrical bridge \hat{O}_e has its lateral boundaries inside $\hat{U}_{v_+} \cup \hat{U}_{v_-}$

islands as U_- , U_+ respectively and the saddle point as z_e . We may assume that $z_e = 0$ and that the bridge is given by

$$O_e = O_{z_e, \delta} = \{y_1 : g(y_1) < \delta\} \times \{y' : G(y') < \delta\}.$$

Let us consider a domain (see Fig. 4)

$$\hat{O}_e := \{y_1 : g(y_1) < \delta\} \times \{y' : G(y') < \delta/100\}$$

and denote for $\tau \geq 0$ the surface

$$S_\tau := \{\tau\} \times \{y' : G(y') < \delta/100\}.$$

We denote the lateral boundary of \hat{O}_e by $\Gamma_e := \{y_1 : g(y_1) = \delta\} \times \{y' : G(y') < \delta/100\}$ and note that $\Gamma_e = S_{\tau_1} \cup S_{\tau_2}$ for $\tau_1 < 0 < \tau_2$ which satisfy $g(\tau_1) = g(\tau_2) = \delta$. Recall that we assume $F(z_e) = F(0) < \delta/3$ and therefore by the definition of \hat{O}_e and assumption (1.1) it holds for all $y \in \Gamma_e$ that

$$F(y) \leq \underbrace{F(0)}_{< \delta/3} - \underbrace{g(y_1)}_{= \delta} + \underbrace{G(y')}_{< \delta/100} + \underbrace{\omega(g(y_1))}_{< \delta/100} + \underbrace{\omega(G(y'))}_{< \delta/100} < -\frac{\delta}{2}. \quad (3.11)$$

In other words, the lateral boundary Γ_e is contained in the sublevel-set $\{F < -\delta/2\}$ and the inequality in (3.10) holds there.

Let us next prove that it holds

$$(1 - C\hat{\eta}(\varepsilon))(\varphi(v_-) - \varphi(v_+))^2 \mathbf{y}_e \leq \varepsilon \int_{O_e} |\nabla h_{A,B}|^2 e^{-\frac{F(y)}{\varepsilon}} dy + C e^{-\frac{\delta}{24\varepsilon}}, \quad (3.12)$$

where the admittance \mathbf{y}_e is defined in (1.3). To this aim we fix $y' \in \{y' : G(y') < \delta/100\}$, let $\tau_1 < 0 < \tau_2$ be such that $g(\tau_1) = g(\tau_2) = \delta$ and notice that $(\tau_i, y') \in \Gamma_e$, for $i = 1, 2$. Using the fundamental theorem of calculus and (3.10) we get

$$|\varphi(v_-) - \varphi(v_+)| - C e^{-\frac{3\delta}{16\varepsilon}} \leq |h_{A,B}(\tau_2, y') - h_{A,B}(\tau_1, y')|$$

$$\begin{aligned}
&\leq \int_{\{g < \delta\}} |\partial_{y_1} h_{A,B}(y_1, y')| dy_1 \\
&= \int_{\{g < \delta\}} |\nabla h_{A,B}(y_1, y')| e^{-\frac{F(y)}{2\varepsilon}} e^{\frac{F(y)}{2\varepsilon}} dy_1.
\end{aligned}$$

By Cauchy–Schwarz inequality we have

$$(\varphi(v_-) - \varphi(v_+))^2 - 2Ce^{-\frac{3\delta}{8\varepsilon}} \leq \left(\int_{\{g < \delta\}} |\nabla h_{A,B}(y)|^2 e^{-\frac{F(y)}{\varepsilon}} dy \right) \left(\int_{\{g < \delta\}} e^{\frac{F(y)}{\varepsilon}} dy \right)$$

for $(y_1, y') \in \{g < \delta\} \times \{G < \delta/100\}$. The assumption (1.1) implies

$$F(y) \leq F(0) - g(y_1) + \omega(g(y_1)) + G(y') + \omega(G(y')).$$

Dividing the above estimate by $e^{\frac{G(y')}{\varepsilon}} e^{\frac{\omega(G(y'))}{\varepsilon}}$ and integrating over y' yields

$$\begin{aligned}
&\left(\int_{\{G < \delta/100\}} e^{-\frac{G(y')}{\varepsilon}} e^{-\frac{\omega(G(y'))}{\varepsilon}} dy' \right) ((\varphi(v_-) - \varphi(v_+))^2 - 2Ce^{-\frac{3\delta}{8\varepsilon}}) \\
&\leq \left(\int_{\hat{\mathcal{O}}_e} |\nabla h_{A,B}(y)|^2 e^{-\frac{F(y)}{\varepsilon}} dy \right) \left(\int_{\{g < \delta\}} e^{-\frac{g(y_1)}{\varepsilon}} e^{\frac{\omega(g(y_1))}{\varepsilon}} dy_1 \right) e^{\frac{F(0)}{\varepsilon}}.
\end{aligned}$$

Using Lemma 3.4 and Proposition 1.6 it holds

$$\begin{aligned}
e^{\frac{F(0)}{\varepsilon}} \int_{\{g < \delta\}} e^{-\frac{g(y_1)}{\varepsilon}} e^{\frac{\omega(g(y_1))}{\varepsilon}} dy_1 &\leq (1 + \hat{\eta}(\varepsilon)) e^{\frac{F(0)}{\varepsilon}} \int_{\mathbb{R}} e^{-\frac{g(y_1)}{\varepsilon}} dy_1 \\
&\leq (1 + C\hat{\eta}(\varepsilon)) d_\varepsilon(B_\varepsilon(x_-), B_\varepsilon(x_+); \Omega_e),
\end{aligned}$$

and, trivially

$$\int_{\{g < \delta\}} e^{-\frac{g(y_1)}{\varepsilon}} e^{\frac{\omega(g(y_1))}{\varepsilon}} dy_1 \geq \int_{\{g < \varepsilon\}} e^{-\frac{g}{2\varepsilon}} dy_1 \geq c|\{g < \varepsilon\}|.$$

Since g is Lipschitz and $g(0) = 0$ we have $(-c\varepsilon, c\varepsilon) \subset \{g < \varepsilon\}$ for some c , and therefore $|\{g < \varepsilon\}| \geq c\varepsilon$. Again, by Lemma 3.4 and Proposition 1.6 we get

$$\begin{aligned}
e^{-\frac{F(0)}{\varepsilon}} \int_{\{G < \delta/100\}} e^{-\frac{G(y')}{\varepsilon}} e^{-\frac{\omega(G(y'))}{\varepsilon}} dy' &\geq (1 - \hat{\eta}(\varepsilon)) e^{-\frac{F(0)}{\varepsilon}} \int_{\mathbb{R}^{n-1}} e^{-\frac{G(y')}{\varepsilon}} dy' \\
&\geq (1 - C\hat{\eta}(\varepsilon)) V_\varepsilon(B_\varepsilon(x_-), B_\varepsilon(x_+); \Omega_e),
\end{aligned}$$

and trivially we also get

$$\int_{\{G < \delta/100\}} e^{-\frac{G(y')}{\varepsilon}} e^{-\frac{\omega(G(y'))}{\varepsilon}} dy' \leq |\{G < \delta\}|.$$

Recalling that $F(0) \leq \delta/3$, this together with the above estimates and the definition of the admittance y_e (1.3) imply the inequality (3.12).

Since (3.12) holds for all $e \in E$ we can sum the inequalities over e and rephrase the sum using the signed incidence matrix D and the admittance matrix Y . To this aim, let φ be the vector $(\varphi(v_1), \dots, \varphi(v_m))$, where $v_1 = u$ and $v_m = w$, and for

an edge $e \in E$, let v_{e^-}, v_{e^+} be the incident vertices. Then since D is the $|V| \times |E|$ signed incidence matrix, we have for the edges (e_1, \dots, e_k)

$$D^T \boldsymbol{\varphi} = (\varphi(v_{e_1^+}) - \varphi(v_{e_1^-}), \dots, \varphi(v_{e_k^+}) - \varphi(v_{e_k^-})).$$

Furthermore, by the definition of the admittance matrix Y we have that

$$YD^T \boldsymbol{\varphi} = ((\varphi(v_{e_1^+}) - \varphi(v_{e_1^-}))y_{e_1}, \dots, (\varphi(v_{e_k^+}) - \varphi(v_{e_k^-}))y_{e_k}).$$

Recalling that (3.12) holds for every edge $e \in E$, we get since sets O_{e_i} are disjoint, that

$$\begin{aligned} (1 - C\hat{\eta}(\varepsilon)) \langle DYD^T \boldsymbol{\varphi}, \boldsymbol{\varphi} \rangle &\leq \varepsilon \int_{\mathbb{R}^n} |\nabla h_{A,B}|^2 e^{-\frac{F(y)}{\varepsilon}} dy + C e^{-\frac{\delta}{24\varepsilon}} \\ &\leq \text{cap}(A, B) + C e^{-\frac{\delta}{24\varepsilon}}. \end{aligned}$$

Now note that, the rough capacity bound (3.5) implies that $\text{cap}(A, B) \geq c_1 \varepsilon^{q_1}$. By construction, it holds $\boldsymbol{\varphi}_1 = \varphi(u) = 1$ and $\boldsymbol{\varphi}_m = \varphi(w) = 0$, therefore Lemma 2.3 completes the proof of the lower bound.

Upper bound: We prove the upper bound by a similar argument by providing a lower bound in the dual characterization ((3.7)). Indeed, by the second inequality in (3.4) this provides an upper bound for the global capacity. Let us fix a vector field $X \in \mathcal{M}$, where \mathcal{M} is defined via conditions ((3.6)), and construct the associated current $\mathbf{j} \in \mathbb{R}^{|E|}$ as in Sect. 3.1. The construction implies that \mathbf{j} satisfies Kirchoff's current law $D\mathbf{j} = \boldsymbol{\delta}_1 - \boldsymbol{\delta}_m$, and therefore it holds by Lemmas 2.3 and 2.4 that

$$\langle Y^{-1} \mathbf{j}, \mathbf{j} \rangle \geq \frac{T(G/uw; \mathbf{y})}{T(G; \mathbf{y})}.$$

In order to conclude the proof, it is enough to show that at every edge $e \in E$ it holds

$$\varepsilon \int_{O_e \cap U_{\delta/3}} |X|^2 e^{\frac{F}{\varepsilon}} dx \geq (1 - C\hat{\eta}(\varepsilon)) \frac{\mathbf{j}_e^2}{y_e}, \quad (3.13)$$

where $O_e = O_{z_e, \delta}$ denotes the associated bridge. To this aim we may choose the coordinates in \mathbb{R}^n such that

$$O_e = \{x_1 : g(x_1) < \delta\} \times \{x' : G(x') < \delta\}.$$

For every $|\tau| < \delta/100$ redefine

$$S_\tau := \{\tau\} \times \{x' : G(x') \leq \delta\}, \quad (3.14)$$

and note that by the definition of \mathbf{j} in (3.9) it holds

$$\varepsilon \left| \int_{S_0} X \cdot \hat{e}_1 d\mathcal{H}^{n-1} \right| = |\mathbf{j}_e|, \quad (3.15)$$

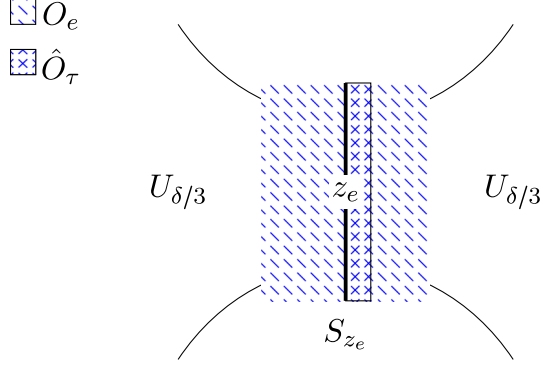


Fig. 5. The set S_{z_e} and the domain \hat{O}_τ separate the domain $U_{\delta/3}$ into different components

where \hat{e}_1 is the first coordinate vector of \mathbb{R}^n . Let us fix $0 < \tau < \delta/100$ and consider the domain (see Fig. 5)

$$\hat{O}_\tau = \{x_1 : 0 < g(x_1) < \tau\} \times \{x' : G(x') < \delta\}$$

and denote the ‘cylindrical’ boundary by

$$\Sigma_\tau = \{x_1 : 0 \leq g(x_1) \leq \tau\} \times \{x' : G(x') = \delta\}.$$

Arguing as in (3.11) we deduce that $F > \delta/3$ on Σ_τ and therefore $\Sigma_\tau \subset (\bar{U}_{\delta/3})^c$. Note that the ‘lateral’ boundary of \hat{O}_τ is the union of S_0 and S_τ defined in (3.14). By (3.6) X is divergence free, and thus we obtain by the divergence theorem that

$$\begin{aligned} 0 &= \int_{\hat{O}_e \cap U_{\delta/3}} \operatorname{div}(X) \, dx \\ &= \int_{\partial U_{\delta/3} \cap \hat{O}_e} X \cdot n \, d\mathcal{H}^{n-1} + \int_{S_0} X \cdot n \, d\mathcal{H}^{n-1} + \int_{S_\tau} X \cdot n \, d\mathcal{H}^{n-1}. \end{aligned}$$

Again by (3.6) we have $X \cdot n = 0$ on $\partial U_{\delta/3}$, and since the normal on the lateral boundary, S_0 and S_τ , points in direction of \hat{e}_1 , we have by (3.15)

$$\varepsilon \left| \int_{S_\tau} X \cdot \hat{e}_1 \, d\mathcal{H}^{n-1} \right| = \varepsilon \left| \int_{S_0} X \cdot \hat{e}_1 \, d\mathcal{H}^{n-1} \right| = |\mathbf{j}_e|.$$

We may apply the same argument to $\tau < 0$ to deduce the above equality for all $|\tau| < \delta/100$.

We proceed by the Cauchy–Schwarz inequality

$$|\mathbf{j}_e| = \varepsilon \left| \int_{S_\tau} X \cdot \hat{e}_1 \, d\mathcal{H}^{n-1} \right| \leq \varepsilon \left(\int_{S_\tau} |X|^2 e^{\frac{F}{\varepsilon}} \, d\mathcal{H}^{n-1} \right)^{\frac{1}{2}} \left(\int_{S_\tau} e^{-\frac{F}{\varepsilon}} \, d\mathcal{H}^{n-1} \right)^{\frac{1}{2}}.$$

By assumption (1.1) we have

$$F(y) \geq F(0) - g(y_1) - \omega(g(y_1)) + G(y') - \omega(G(y'))$$

thus by Lemma 3.4 and Proposition 1.6 it holds

$$\begin{aligned} \int_{S_\tau} e^{-\frac{F}{\varepsilon}} d\mathcal{H}^{n-1} &\leq e^{\frac{g(\tau)}{\varepsilon}} e^{\frac{\omega(g(\tau))}{\varepsilon}} e^{-\frac{F(0)}{\varepsilon}} \int_{\{G<\delta\}} e^{-\frac{G(x')}{\varepsilon}} e^{\frac{\omega(G(x'))}{\varepsilon}} dx' \\ &\leq (1 + \hat{\eta}(\varepsilon)) e^{\frac{g(\tau)}{\varepsilon}} e^{\frac{\omega(g(\tau))}{\varepsilon}} e^{-\frac{F(0)}{\varepsilon}} \int_{\mathbb{R}^{n-1}} e^{-\frac{G(x')}{\varepsilon}} dx' \\ &\leq (1 + C\hat{\eta}(\varepsilon)) e^{\frac{g(\tau)}{\varepsilon}} e^{\frac{\omega(g(\tau))}{\varepsilon}} V_\varepsilon(B_\varepsilon(x_-), B_\varepsilon(x_+); \Omega_e). \end{aligned}$$

Hence, by the three previous inequalities we have

$$\frac{j_e^2}{V_\varepsilon(B_\varepsilon(x_-), B_\varepsilon(x_+); \Omega_e)} e^{-\frac{g(\tau)}{\varepsilon}} e^{-\frac{\omega(g(\tau))}{\varepsilon}} \leq (1 + C\hat{\eta}(\varepsilon)) \varepsilon^2 \int_{S_\tau} |X|^2 e^{\frac{F}{\varepsilon}} d\mathcal{H}^{n-1}.$$

Integrating over $\tau \in (-\delta/100, \delta/100)$ and using Lemma 3.4 and Proposition 1.6 we get

$$j_e^2 e^{-\frac{F(0)}{\varepsilon}} \frac{d_\varepsilon(B_\varepsilon(x_-), B_\varepsilon(x_+); \Omega_e)}{V_\varepsilon(B_\varepsilon(x_-), B_\varepsilon(x_+); \Omega_e)} \leq (1 + C\hat{\eta}(\varepsilon)) \varepsilon^2 \int_{O_e} |X|^2 e^{\frac{F}{\varepsilon}} dx.$$

Inequality (3.13) then follows from the definition of y_e in (1.3). □

Open Access This article is licensed under a Creative Commons Attribution 4.0 International License, which permits use, sharing, adaptation, distribution and reproduction in any medium or format, as long as you give appropriate credit to the original author(s) and the source, provide a link to the Creative Commons licence, and indicate if changes were made. The images or other third party material in this article are included in the article’s Creative Commons licence, unless indicated otherwise in a credit line to the material. If material is not included in the article’s Creative Commons licence and your intended use is not permitted by statutory regulation or exceeds the permitted use, you will need to obtain permission directly from the copyright holder. To view a copy of this licence, visit <http://creativecommons.org/licenses/by/4.0/>.

Declarations

Conflict of interest The authors have no non-financial Conflict of interest to declare that are relevant to the consent of this article.

Funding Open Access funding provided by University of Jyväskylä (JYU). B.A. was supported by the Swedish Research Council DNR: 2019–04098. V.J. was supported by the Academy of Finland Grant 314227.

Data Availability Data sharing not applicable to this article as no datasets were generated or analyzed during the current study.

References

- [1] Avelin, B., Julin, V., Viitasaari, L.: Geometric characterization of the Eyring–Kramers formula. *Commun. Math. Phys.* **404**, 401–437 (2023)
- [2] Berglund, N., Gentz, B.: The Eyring–Kramers law for potentials with nonquadratic saddles. *Markov Process. Relat. Fields* **16**(3), 549–598 (2010)
- [3] Bollobás, B.: *Modern Graph Theory*. Graduate Texts in Mathematics, vol. 184. Springer, New York (1998)
- [4] Bovier, A., den Hollander, F.: *Metastability*, Vol. 351 of *Grundlehren der Mathematischen Wissenschaften [Fundamental Principles of Mathematical Sciences]*. Springer, Cham (2015). A potential-theoretic approach
- [5] Bovier, A., Eckhoff, M., Gayraud, V., Klein, M.: Metastability in reversible diffusion processes. I. Sharp asymptotics for capacities and exit times. *J. Eur. Math. Soc. (JEMS)* **6** 4, 399–424 (2004)
- [6] Giaquinta, M., Hildebrandt, S.: *Calculus of variations. I. The Lagrangian formalism*. *Grundlehren der mathematischen Wissenschaften [Fundamental Principles of Mathematical Sciences]*, vol. 310. Springer, Berlin (1996)
- [7] Eyring, H.: The activated complex in chemical reactions. *J. Chem. Phys.* **3**(2), 107–115 (1935)
- [8] Freidlin, M.I., Wentzell, A.D.: Random perturbations. In: *Random Perturbations of Dynamical Systems*, pp. 15–43. Springer (1998)
- [9] Gehring, F.: Extremal length definitions for the conformal capacity of rings in space. *Mich. Math. J.* **9**(2), 137–150 (1962)
- [10] Kirchhoff, G.: Über die auflösung der gleichungen, auf welche man bei der untersuchung der linearen vertheilung galvanischer ströme geführt wird. *Ann. Phys.* **148**(12), 497–508 (1847)
- [11] Kramers, H.A.: Brownian motion in a field of force and the diffusion model of chemical reactions. *Physica* **7**(4), 284–304 (1940)
- [12] Landim, C., Mariani, M., Seo, I.: Dirichlet’s and Thomson’s Principles for non-selfadjoint elliptic operators with application to non-reversible metastable diffusion processes. *Arch. Ration. Mech. Anal.* **231**(2), 887–938 (2019)
- [13] Levin, D.A., Peres, Y.: *Markov Chains and Mixing Times*, vol. 107. American Mathematical Society (2017)
- [14] Michel, L.: About small eigenvalues of the Witten Laplacian. *Pure Appl. Anal.* **1**(2), 149–206 (2019)
- [15] Wagner, D.G.: *Combinatorics of electrical networks [Unpublished Lecture Notes]*. University of Waterloo, Ontario, Canada (2009). Retrieved from <https://www.math.uwaterloo.ca/~dgwagner/Networks.pdf>

Publisher’s Note Springer Nature remains neutral with regard to jurisdictional claims in published maps and institutional affiliations.