

This is a self-archived version of an original article. This version may differ from the original in pagination and typographic details.

Author(s): Matomäki, Pekka; Heinonen, Olli J.; Nummela, Ari; Kokkonen, Marja; Kyröläinen, Heikki

Title: Exercise enjoyment does not predict change in maximal aerobic power during a strenuous 10-week endurance exercise intervention

Year: 2024

Version: Published version

Copyright: © 2024 University of Physical Education, Warsaw, Poland

Rights: CC BY-NC-ND 4.0

Rights url: <https://creativecommons.org/licenses/by-nc-nd/4.0/>

Please cite the original version:

Matomäki, P., Heinonen, O. J., Nummela, A., Kokkonen, M., & Kyröläinen, H. (2024). Exercise enjoyment does not predict change in maximal aerobic power during a strenuous 10-week endurance exercise intervention. *Biomedical Human Kinetics*, 16(1), 89-98.
<https://doi.org/10.2478/bhk-2024-0009>

Exercise enjoyment does not predict change in maximal aerobic power during a strenuous 10-week endurance exercise intervention

Pekka Matomäki^{1,2} , Olli J. Heinonen² , Ari Nummela³ , Marja Kokkonen¹ ,
Heikki Kyröläinen¹ 

¹ Faculty of Sport and Health Sciences, University of Jyväskylä, Finland; ² Paavo Nurmi Centre & Unit for Health and Physical Activity, University of Turku, Finland; ³ Finnish Institute of High Performance Sport KIHU, Finland

Abstract

Study aim: Although exercise enjoyment is well studied in behavioral context, its associations to aerobic fitness adaptations during exercise interventions have received less attention.

Material and methods: Untrained participants ($n = 37$, 21 females), cycled either at low intensity (LIT) ($n = 18$, mean training time 6.7 ± 0.7 h/week) or high intensity (HIT) with 3–7 min working intervals ($n = 19$, 1.6 ± 0.2 h/week) for 10 weeks. Aerobic capacity, defined as the power associated with maximal oxygen uptake, was the performance outcome. Exercise enjoyment was measured after all exercise sessions during the first and the last week of the intervention.

Results: Exercise enjoyment did not predict the change of aerobic capacity ($p = 0.93$) and was not associated to the weekly perceived exertion ($p > 0.20$). Mean (95% CI) enjoyment decreased equally (time \times group difference $p = 0.98$, $\eta_p^2 < 0.001$) in both groups [LIT: -7 (-13 – -1); HIT: -7 (-14 – 0)].

Conclusions: Overall, enjoyment does not seem to be a suitable method to individualize training for improving aerobic capacity. Further, exercise enjoyment decreased during strenuous exercise intervention, and it is not a variable that affects how participants rate their overall weekly perceived exertion.

Keywords: Low intensity training – High intensity training – Exercise enjoyment – PACES – Responder

Introduction

Exercise enjoyment has been used to predict and explain exercise behavior, for example minutes of moderate to strenuous physical activity of children [42] and adults [56], adherence to physical activity [16], intention to continue to exercise [50], and buffering against the age-related decline in physical activity in youth [15]. While baseline exercise enjoyment as a predictive marker has been studied well in behavioral context, its ability to predict changes in physical performance has not received much attention. One of the rare occurrences is a study in which baseline exercise enjoyment at the beginning of the intervention did not predict walking performance in a general weight loss program [3]. Further, the change in exercise enjoyment during an intervention has been linked to an increased competence caused by change in aerobic capacity [17]. This suggests a link between improved aerobic capacity and increased exercise

enjoyment of high intensity training (HIT), as has also been suggested elsewhere [18, 27]. However, even these studies do not address whether exercise enjoyment can predict future increases in aerobic capacity, even though they might change in parallel.

As adaptations to training are highly individual, some being high and some low responders [39], there is a growing interest in finding individualized optimal training programs. Typically, the predictive factors for increased aerobic fitness have been physiological ones, for example, cardiac autonomic function measured by heart rate variability [20] or genetic factors [26]. The use of psychological predictive factors, apart from stress [45], has been negligible.

Increased intensity also increases the exercise enjoyment, and HIT sessions are in many instances seen to be more enjoyable than low intensity (LIT) ones [37], although not always [8]. The reason might be that after a high intensity endurance exercise bout, one may experience

competence, sense of accomplishment, and pride [36]. However, a number of variables influence the experienced enjoyment of a HIT session, as insufficiently active men report lower affective values during a long interval session compared to active ones [13], and the long duration of the work interval decreases the exercise enjoyment compared to short one [32].

Exercise enjoyment has typically improved or been unchanged during exercise intervention [1, 17, 18, 22, 27, 40, 41, 46, 48, 52, 53] with one exception [12] in which progressively declining enjoyment was reported in LIT and HIT across the course of the intervention. However, most of these studies used quite conservative total training loads both for LIT and HIT and short work interval lengths in their HIT group (<1 min). Further, these indoor conducted studies might be biased favoring HIT, as variable stimulus such as alternating high and low intensities as in interval training [19] increases enjoyability of an exercise.

This study has two aims. First, we tested a hypothesis that baseline exercise enjoyment at the beginning of the intervention would predict the change in maximal aerobic power and weekly rating of perceived exertion during strenuous 10-week HIT vs. LIT setting, where LIT was done outdoors. Second, possible changes in exercise enjoyment were studied, and it was hypothesized that outdoor LIT would be as effective to increase enjoyment as indoor HIT.

Materials and methods

A comprehensive description of the methods used in the research project can be found in our previously published study [34].

Participants

The study was done on healthy untrained 23–40-year-old adults (Table 1). Only participants who were sedentary or recreationally active were included. Totally 37 participants of 44 fulfilled the exercise intervention (Figure 1). Sixteen identified themselves as males, 21 as females, and none as other. All participants provided a written informed consent, and the study was approved by the Ethical Committee of the Central Finland Health Care District (8U/2020) compiled with the Declaration of Helsinki.

Exercise intervention

LIT and HIT exercises. Participants were randomly divided into LIT ($n = 18$) or HIT ($n = 19$) cycling groups for 10 weeks. Weekly training load progressed individually, emphasizing volume progression, based on self-reported weekly rating of perceived exertion (wRPE) using Borg RPE Scale® [4]. After each training week, participants were asked, in Finnish, ‘How much the training has strained your week in the scale 0–10?’. The prescribed training load progression was individualized based on wRPE, and progression was greater with lower wRPE. Training realization is shown in Table 2.

Endurance training in the LIT group was below the power corresponding the first lactate threshold (LT_1) with 3–6 weekly sessions, each lasting 45–240 min. Participants cycled with their own bikes mostly outdoors. They were given possibility to ride indoors. Three (out from 18) participants did their training completely indoors, and the others did 3% of their training indoors. The HIT group cycled 2–3 weekly indoor sessions. They had long work intervals (3–7 min) above the power corresponding the second lactate threshold (LT_2) with at least 15 min worth of cumulative work time in a session. Participants started intervention either in mid-

Table 1. Basic characteristics (mean and standard deviation) of the participants at the beginning of the study

		Aerobic capacity				Age [year]
		Maximal oxygen uptake		Maximal aerobic power	Body mass index	
		[l/min]	[kg/min/min]	[W]	[kg/m ²]	
Low intensity training group	Female (n = 11)	2.55 (0.12)	34.5 (3.8)	189 (23)	26.5 (4.4)	32.0 (5.4)
	Male (n = 7)	3.62 (0.14)	40.9 (5.5)	272 (25)	27.7 (2.8)	34.0 (6.2)
	Combined (n = 18)	2.97 (0.66)	36.7 (5.4)	221 (47)	27.0 (3.8)	32.8 (5.7)
High intensity training group	Female (n = 10)	2.33 (0.04)	37.6 (5.0)	176 (11)	23.5 (3.4)	29.8 (4.8)
	Male (n = 9)	3.25 (0.13)	37.2 (6.4)	251 (43)	27.0 (2.6)	34.2 (4.7)
	Combined (n = 19)	2.77 (0.55)	37.4 (5.5)	212 (48)	25.1 (3.5)	31.9 (5.2)

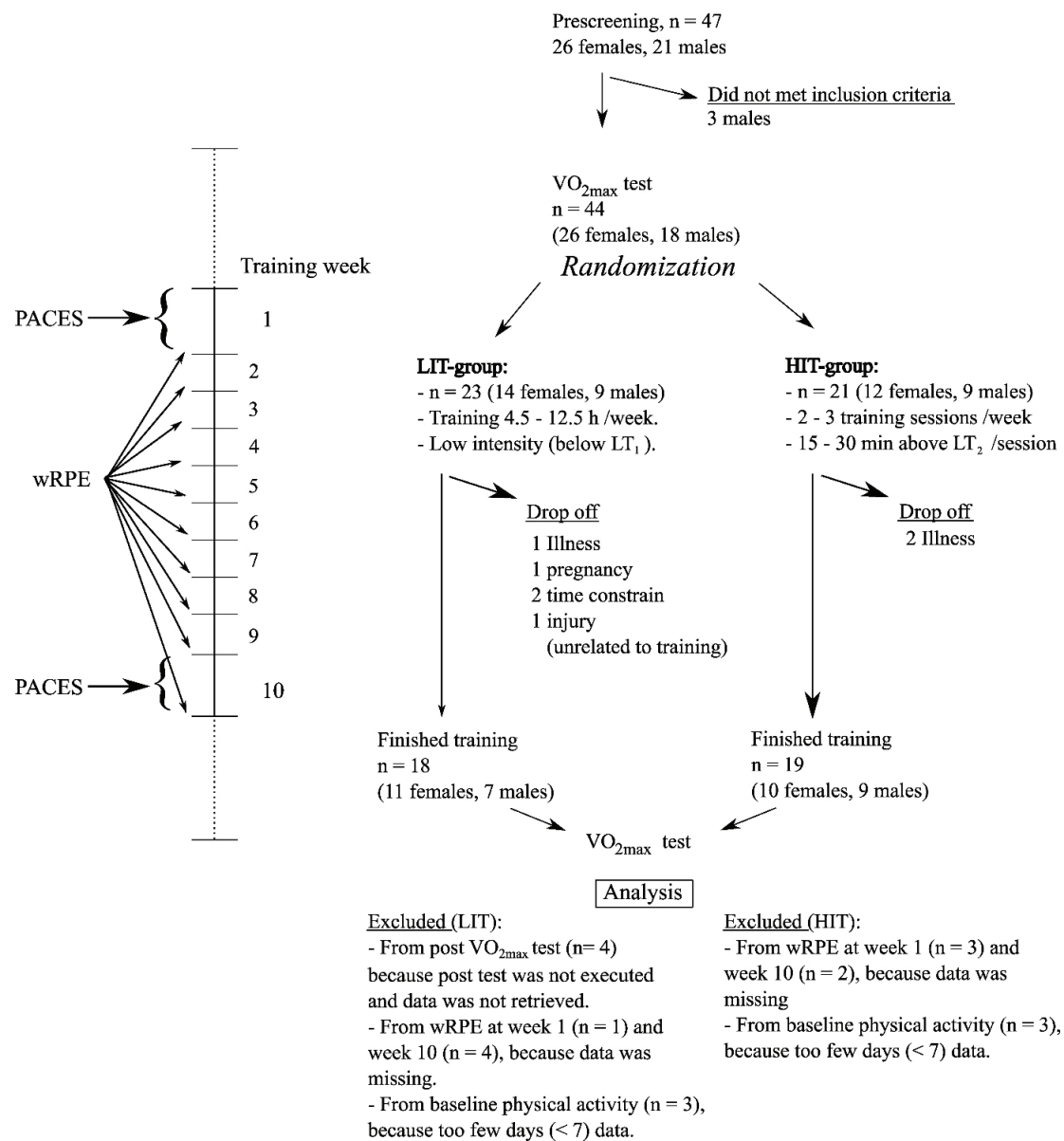


Figure 1. Flow chart of the study. *LIT* Low Intensity training group. *HIT* High Intensity Training group. *PACES* Physical activity enjoyment scale. *VO_{2max} test* Maximum oxygen uptake test. *wRPE* weekly rating of perceived exertion

Table 2. Total training realization (mean and standard deviation), in the LIT and HIT groups during 10-week exercise intervention

	Total training time [h]	Training volume [h/week]	Training frequency/week	Training session rating of perceived exertion	Time at power zones [%]					Total training load (a.u)
					Z1	Z2	Z3	Z4	Z5	
Low intensity training group (n = 18)	67.4 (7.6)	6.7 (0.8)	4.8 (0.3)	2.7 (1.3)	76 (12)	20 (12)	3 (2)	0 (0)	0 (0)	86 (13)
High intensity training group (n = 19)	15.6 (1.8)	1.6 (0.2)	2.4 (0.1)	7.2 (1.9)	53 (5)	1 (1)	2 (2)	11 (6)	33 (9)	55 (8)

Power Zones Z1 (below $LT_1 - 10$ W); Z2 (between $LT_1 - 10$ W to $LT_1 + 10$ W); Z3 (between $LT_1 + 10$ W to $LT_2 - 10$ W); Z4 (between $LT_2 - 10$ W to $LT_2 + 10$ W); Z5 (above $LT_2 + 10$ W). LT_1 First lactate threshold. LT_2 Second lactate threshold. *a.u.* arbitrary unit.

summer (June or July, 9 participants in the LIT and 12 in the HIT group), or in autumn (September or October, 9 in the LIT and 7 in the HIT group). A more detailed training description can be found elsewhere [34].

Measurements

Maximal oxygen uptake (VO_{2max}) was measured by maximal incremental cycling test with 3 min stages and 25–30 W increments in the week preceding the intervention and after the last training week. The measurements included breathing gases (Jaeger Vyntus TM CPX, CareFusion Germany 234 GmbH, Hoechberg, Germany) and blood lactate (analyzed with EKF-diagnostic GmbH, Ebendorfer Chaussee 3, Germany) from the last minute of each stage. LT_1 was defined as the lowest value of the lactate/ VO_2 ratio, and LT_2 as a sudden and sustained increase in blood lactate concentration [11]. LT_1 and LT_2 were used to prescribe training, and maximal aerobic power (P_{max}) as the primary marker of aerobic capacity, calculated by the weighted mean of the last 3 min of the test: power of last completed stage (W) + [time (s) of unfinished state]/(180 s) \times increment (W). Four participants from the LIT group did not execute post VO_{2max} test.

Training load. Training power output were distributed to five zones [6]: Z1 (below $LT_1 - 10$ W); Z2 ($LT_1 - 10$ W to $LT_1 + 10$ W); Z3 ($LT_1 + 10$ W to $LT_2 - 10$ W); Z4 ($LT_2 - 10$ W to $LT_2 + 10$ W); Z5 (above $LT_2 + 10$ W). For each zone, a weighting factor was linked (in an ascending order: 1, 2, 3, 4, 7.5) and training load was calculated multiplying the factor by the time spend in the zone [6]. Realized weekly training loads are in Figure 2.

Exercise enjoyment was measured, in Finnish, by the 18-item Physical Activity Enjoyment Scale (PACES; Kendzierski & DeCarlo, 1991). Participants responded to “How do you feel at the moment about the physical activity you have been doing” on the 7-point bipolar scale (e.g. “1 = it is not very refreshing.... 7 = It is very refreshing” and “1 = it is not at all stimulating.... 7 = it is very stimulating”). The score was the summation of all the items, running

between 18–126. Participants filled the PACES after each training session in the first and the last week of the intervention through mobile phone application (AthleteMonitoring, FITSTATS Technologies, Inc., Moncton, Canada). Weekly mean values were used for the final exercise enjoyment scores. In this study Cronbach’s α for PACES was 0.95.

Physical activity. The participants were instructed to continue their daily physical activities (commuting, non-physical hobbies, etc.), but all strenuous exercise in addition to LIT or HIT was not allowed. To estimate baseline physical activity before the training intervention, daily heart rate from wrist was measured continuously (Garmin Fore-runner 945, Garmin Ltd., Taiwan). Heart rate was divided into three zones using LT_1 and LT_2 . Only participants with more than 7 days of data were considered. For a more comprehensive analysis of baseline physical activity, see [34].

Statistical analyses

Although the study question was included in the original study plan, the original sample size was calculated for the primary outcome of the study (increase in energy expenditure during prolonged cycling test) [34] making the current study more retrospective in nature. No sample size calculation was performed on the outcome measures of this study. Description data is presented as means and standard deviations (SD). Statistical tests were calculated by SPSS 26.0 and 28.0 (SPSS Inc, Chicago, IL, USA) and by Mathematica 13.0 (Wolfram Research, USA). The Shapiro-Wilk test was used to examine the normality together with visual inspection. Cronbach’s α was calculated with all 44 participants taking part in the first exercise intervention week. Before performing the final analysis, it was determined if the magnitude of changes in the main variables differed between genders with Kruskal-Wallis test. No differences were detected in VO_{2max} , P_{max} , enjoyment, training load, or weekly rating of perceived exertion, and thus females and males were analyzed in combined groups.

Between-group differences were tested with 2×2 split plot ANOVA, and its effect size partial eta squared

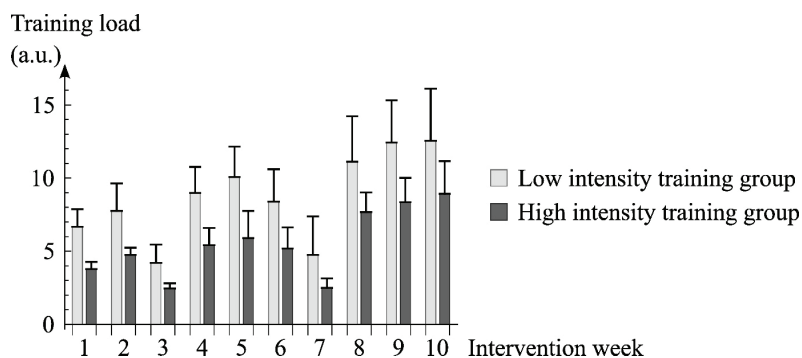


Figure 2. Mean (SD) training load during the intervention in the LIT and HIT groups. From the first to the last week of the training, the training load increased by a factor 1.9 ± 0.5 and 2.4 ± 0.9 in the LIT and HIT groups, respectively. In each week the load of the LIT group was higher than that of the HIT group ($p < 0.001$). *a.u.* arbitrary unit

(η_p^2) was calculated. Small, moderate, and large effect size magnitudes for η_p^2 were categorized as 0.01, 0.06, and 0.14 [44]. If sphericity assumption failed, Greenhouse-Geisser correction was used. In the paired comparison, 95% CI was calculated and t-test was used, except with physical activity in which Mann-Whitney was used. A hierarchical multiple linear regression was used to explore to which extent enjoyment predicted outcomes. In the first step of the model, age, gender, and group were entered as independent variables. The change in wRPE from the first to the last week was interpolated from a regression line. The analyses were run separately for summer and autumn participants, and the only difference was detected in the LIT group in change in VO_{2max} ($p = 0.04$), so it was decided to analyze summer and autumn participants in a combined group. Correlations were done using Spearman correlations.

Results

Prediction of the change in maximal aerobic power and training load by exercise enjoyment

Exercise enjoyment at week 1 did not predict the absolute change in P_{max} or the total training load (Table 3,

Table 3. Hierarchical multiple regression analyses on how much change in P_{max} and wRPE, and total training load were predicted by initial exercise enjoyment, and how much change in exercise enjoyment was associated with total training load and change in P_{max}

		Pre exercise enjoyment	Δ Exercise enjoyment
ΔP_{max} (n = 33)	Beta (p-value)	0.02 (p = 0.93)	0.02 (p = 0.94)
	Partial correlation	0.02	0.01
Total training load (n = 37)	Beta (p-value)	-0.07 (p = 0.53)	-0.40 (p = 0.20)
	Partial correlation	-0.11	-0.23
Δ Weekly rating of perceived exertion (n = 37)	Beta (p-value)	-0.21 (p = 0.26)	0.10 (p = 0.57)
	Partial correlation	-0.20	0.10

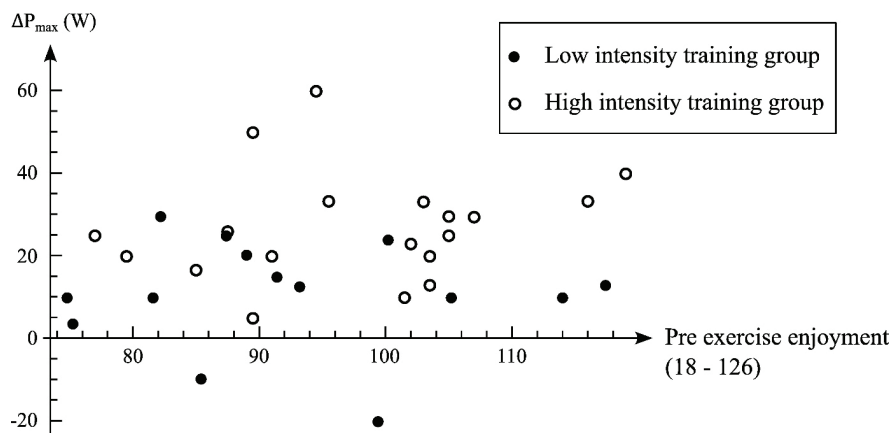


Figure 3. Scatterplot of pre exercise enjoyment scores and absolute change in P_{max} in the LIT and HIT groups

Figure 3). Moreover, change in exercise enjoyment was not associated with the weekly rating of perceived exertion or absolute change in P_{max} (Table 3). The results were unaffected if the change in P_{max} was inspected in a relative rather than in an absolute value.

Development of exercise enjoyment

Exercise enjoyment at the first week was 90.4 (13.1) in the LIT and 97.6 (11.4) in the HIT group (between group $p = 0.08$) and at the end of the intervention 83.5 (13.4) in the LIT and 90.6 (14.3) in the HIT group (between group $p = 0.13$). Exercise enjoyment decreased in both training groups [LIT: -6.8 (-13.0--0.8); HIT: -7.0 (-13.7--0.2)] during the exercise intervention. ANOVA did not reveal time \times group difference between the groups ($p = 0.98$, $\eta_p^2 < 0.001$).

Change in aerobic capacity

There were large time \times group differences in improvement of P_{max} ($p < 0.001$, $\eta_p^2 = 0.28$) and VO_{2max} ($p = 0.003$, $\eta_p^2 = 0.26$). P_{max} improved in both groups [LIT: n = 14, $\Delta P_{max} = 11$ W (3–19 W); HIT: $\Delta P_{max} = 27$ W (21–33 W)], while VO_{2max} improved only after HIT [LIT: n = 14, $\Delta VO_{2max} = 0.4$ ml/kg/min (-1.3–2.1 ml/kg/min); HIT: $\Delta VO_{2max} = 3.5$ ml/kg/min (2.3–4.6 ml/kg/min)].

Associations of wRPE, enjoyment and training load

Exercise enjoyment did not correlate with wRPE at week 1 (LIT: $n = 17$, $\rho = 0.13$, $p = 0.62$; HIT: $n = 16$, $\rho = 0.34$, $p = 0.20$) nor at week 10 (LIT: $n = 13$, $\rho = 0.16$, $p = 0.61$; HIT: $n = 18$, $\rho = 0.09$, $p = 0.73$). Total training load correlated with average wRPE (LIT: $\rho = -0.55$, $p = 0.02$; HIT: $\rho = -0.65$, $p = 0.003$).

Physical activity

Daily minutes above the first lactate threshold at the baseline before the intervention were 6.6 (7.3) min in the LIT group and 6.2 (8.6) min in the HIT group with no difference between the groups ($p = 0.80$). The post-hoc correlations showed no differences between the time above LT_1 at the baseline and the baseline enjoyment in the LIT ($n = 15$, $\rho = -0.03$, $p = 0.93$) or the HIT ($n = 16$, $\rho = -0.22$, $p = 0.42$) group.

Discussion

The main findings of this study were that exercise enjoyment did not predict improvement in maximal aerobic power nor the individualized training load progression based on weekly rating of perceived exertion. Moreover, endurance exercise intervention with heavy load and progression decreased exercise enjoyment. Exercise enjoyment decreased even when participants were able to affect the progression themselves and train outdoors (LIT).

Exercise enjoyment predicting maximal aerobic power

There was no association between exercise enjoyment and changes in maximal aerobic power. Although exercise enjoyment may predict future physical activity [10, 42], it seems that there are not much studies on predicting change in fitness based on enjoyment.

Endurance runners have been divided into two global running patterns with different biomechanical parameters: aerial runners rely on stretch shortening cycle and return of elastic energy, while terrestrial runners minimize energy expenditure by reducing vertical oscillation [14]. Aerial runners had reported more positive feelings toward higher speed runs than terrestrial runners [28]. It has been speculated that aerial runners would benefit more from high-speed running training and explosive strength training [14]. Endurance coach practitioners have further suggested that, generally speaking, aerial runners would benefit from training intensity, and terrestrial runners from training volume [29], both of which they inherently already have positive feelings about [28]. In this study, we conceptualize this belief into a research question: Can enjoyment be used to predict the change in aerobic capacity?

However, this did not realize in our study, nor when aerial and terrestrial runners trained either explosive or

maximal strength training in addition to an endurance training [38]. Further, in general weight loss program enjoyment did not predict change in walking performance [3]. Therefore, although some individuals prefer and enjoy higher intensity exercise and tolerate it better than others [9, 50], it seems that performance improvements cannot be predicted by positive feeling toward exercise alone.

There are confounding factors that may influence the conclusion. HIT has a small beneficial effect over LIT in enhancing VO_{2max} in untrained participants [35]. Combining greater enjoyment of HIT exercise [37] with its slightly beneficial effect on VO_{2max} could, at the group level, lead to a positive connection between baseline enjoyment and change in aerobic capacity. To specifically examine the individual responses without the above mentioned group level connection, we chose to use hierarchical regression, in which the group was added as an independent variable. Further, higher baseline physical activity has been associated with higher enjoyment at high intensity exercise [13], which might cause bias in the prediction of future change in aerobic capacity. However, in our study the amount of baseline physical activity above LT_1 was not associated with baseline exercise enjoyment in either group.

Exercise enjoyment and weekly exertion and total training load

Neither exercise enjoyment, nor its change were associated with the total training load or weekly rating of perceived exertion. Even though exercise enjoyment predicts physical activity [25, 42, 47, 56] and it is related to exercise motivation [21], it seems that exercise enjoyment is not a variable that affects how participants' valued overall weekly exertion or how their training load increased. Acutely, this has been reported in many studies in which enjoyment of HIT has been greater than LIT, despite HIT-session having greater perceived exertion [30, 37], but here we saw that this holds true also in larger picture.

Albeit training load was determined through weekly rating of perceived exertion, their correlation was not as high ($|\rho| = 0.55-0.65$) as one would have anticipated. That there was not a complete correlation might have emerged from interindividual difference in executing the training program. For example, that in the LIT group Z1 and Z2 zones had different emphasizes in participants' training.

Exercise enjoyment development during the intervention

Exercise enjoyment decreased during our 10-week intervention. In earlier studies, exercise enjoyment has typically improved or been unchanged [1, 17, 18, 22, 27, 40, 46, 48, 53] during an endurance exercise intervention, with one exception [12]. In our HIT group we used long intervals (>2 min) and reached at least 15 minutes of cumulative high intensity time per session as recommended for

optimal aerobic fitness improvement [5, 55]. There is not much exercise enjoyment interventions using these recommendations, as only two exercise enjoyment interventions have exploited them [18, 27]. In those, enjoyment increased [27] and varied [18] during the intervention, while in our study exercise enjoyment decreased.

It seems plausible that increased training load caused our decreased enjoyment, as progression in our study was distinctively greater compared to other exercise enjoyment studies. Although not completely examined, it is possible that acutely the duration of an exercise can decrease enjoyment [1, 31]. In our study, the duration of training sessions and thus training load increased toward end of the intervention, which might have triggered decreased exercise enjoyment.

Surprisingly few studies have paid close attention to enjoyment development and factors affecting it in the long interventions [43]. After all, exercise enjoyment has been seen to change during weeks lasting interventions even when the sessions have been standardized throughout the intervention [12, 17, 18, 27, 41, 48]. Increased exercise enjoyment is often explained by increased aerobic capacity and the improved self-efficacy followed from increased fitness [17, 18, 27]. However, this cannot be the only affecting factor, as there are numerous studies in which the exercise enjoyment was unchanged [22, 52] or decreased [12] although aerobic capacity was improved. This was the case also in our study where the large change in P_{\max} in the HIT group was accompanied by decreased exercise enjoyment. Other offered explanations to enjoyment development have included habituation to training [2, 48], need for an alternating stimulus [12], continuous exposure to exercise and exercise counselling [46], and fulfilled expectations of weight loss [27]. However, these factors were not measured in our study. It might be that quantitative methods alone are not adequate and more qualitative studies would be needed to reveal the whole complexity of exercise enjoyment development spectrum [49].

It seems that exercise enjoyment studies have exclusively compared the HIT and LIT exercises indoors. Indoor LIT has been reported to be felt monotonous [51] and boring [30] compared to HIT. Affective and exercise enjoyment may favorably be influenced by outdoor exercise in the presence of nature [23, 24], as well as autonomy of choosing how to implement the exercise session [33], both of which were present in our study design. We hypothesized that doing LIT outdoors would increase its enjoyment compared to indoor HIT. However, this was not realized even in the first week of the intervention, when the training load was still moderate. It seems that green exercise was not alone enough to lift enjoyment of the LIT compared to indoor HIT. Reasons why enjoyment was not uplifted in the LIT group might be changing weather, unaccustomed to outdoor cycling, and too restricted cycling

power at exercises which might have limited the autonomy of choosing how to implement the session.

We acknowledge that the context of LIT and HIT was different, as solely LIT was conducted outdoors. However, this was a desired and intentional feature, and the research setting was equalized with the notion that both training modes encompass variation. HIT inherently includes variability through alternating intensities within a session, whereas variation in LIT needs to be introduced externally. In this study, it was achieved by transferring cycling to outdoor environments.

Limitations

One reason not to detect any associations between exercise enjoyment and maximal aerobic power change could be that due to small sample size, our participants were neither particularly high nor low responders [7]. If individual responding was minimal, a question of how well enjoyment predicts individual adaptation might become too challenging to get definite answer. Further, we did not have a control group, which could have helped to clarify the factors affecting development of exercise enjoyment.

When we studied whether the participants enjoy the type of exercise that is personally the most suitable for them, we understood improvement of maximal aerobic power to be the solely marker for “physiologically most suitable” exercise. However, it is well known that high responder to one variable is not that to another [54]. It follows that results may become different, if a different marker would have been chosen, for example, improvement in time trial performance, recovery ability, or more health related, such as blood pressure or arterial stiffness.

Although body mass index between the females in the LIT and HIT groups were not statistically significant ($p = 0.09$), difference of its mean (95% CI) of 3.0 (-0.6–6.7) indicate potential source of bias. However, it seems that obesity alone is not a substantial factor for exercise enjoyment and change in weight has been reported unclear connection to exercise enjoyment [2, 3].

Conclusions

Exercise enjoyment does not seem to be a suitable method to individualize training for increased maximal aerobic power. Moreover, exercise enjoyment is not a variable that affects how participants rated their overall weekly perceived exertion. Lastly, exercise enjoyment was decreasing during challenging endurance exercise intervention. The facts that participants had chance to affect the amount of progression and that the low intensity training was done outdoors were not enough to revert enjoyment deteriorated processes.

Funding: Heart rate monitors, power meters, and salary for two research assistants were received from Firstbeat Analytics. Firstbeat Analytics received data from the research measurements, and it does not benefit from the results of the present study.

Conflict of interest: Authors state no conflict of interest.

References

- Astorino T.A., Clark A., De La Rosa A., De Revere J.L. (2019) Enjoyment and affective responses to two regimes of high intensity interval training in inactive women with obesity. *Eur. J. Sport Sci.*, 19(10): 1377–1385. DOI: 10.1080/17461391.2019.1619840
- Berger B.G., Darby L.A., Owen D.R., Carels R.A. (2010) Implications of a behavioral weight loss program for obese, sedentary women: A focus on mood enhancement and exercise enjoyment. *Int. J. Sport Exerc. Psychol.*, 8(1): 10–23. DOI: 10.1080/1612197X.2010.9671930
- Berger B.G., Darby L.A., Owen D.R., Carels R.A. (2023) “Feeling good” after exercise during a weight loss program: Subjective well-being in support of a hedonic paradigm. *Percept. Mot. Skills*, 130(1): 434–460. DOI: 10.1177/00315125221130444
- Borg G.A. (1982). Psychophysical bases of perceived exertion. *Med. Sci. Sports Exerc.*, 14(5): 377–381.
- Buchheit M., Laursen P.B. (2013) High-intensity interval training, solutions to the programming puzzle: Part II: Anaerobic energy, neuromuscular load and practical applications. *Sports Med.*, 43(10): 927–954. DOI: 10.1007/s40279-013-0066-5
- Cejuela-Anta R., Esteve-Lanao J. (2011) Training load quantification in triathlon. *J. Hum. Sport Exerc.*, 6(2): 218–232. DOI: 10.4100/jhse.2011.62.03
- Dankel S.J., Loenneke J.P. (2020) A method to stop analyzing random error and start analyzing differential responders to exercise. *Sports Med.*, 50(2): 231–238. DOI: 10.1007/s40279-019-01147-0
- Decker E.S., Ekkekakis P. (2017) More efficient, perhaps, but at what price? Pleasure and enjoyment responses to high-intensity interval exercise in low-active women with obesity. *Psychol. Sport Exerc.*, 281–10. DOI: 10.1016/j.psychsport.2016.09.005
- Ekkekakis P., Hall E.E., Petruzzello S.J. (2005) Some like it vigorous: Measuring individual differences in the preference for and tolerance of exercise intensity. *J. Sport Exerc. Psychol.*, 27: 350–374.
- Ekkekakis P., Parfitt G., Petruzzello S.J. (2011) The pleasure and displeasure people feel when they exercise at different intensities. *Sports Med.*, 41(8): 641–671. DOI: 10.2165/11590680-000000000-00000
- Faude O., Kindermann W., Meyer T. (2009) Lactate threshold concepts: How valid are they? *Sports Med.*, 39(6): 469–490. DOI: 10.2165/00007256-200939060-00003
- Foster C., Farl C.V., Guidotti F., Harbin M., Roberts B., Schuette J., et al. (2015) The effects of high intensity interval training vs steady state training on aerobic and anaerobic capacity. *J. Sports Sci. Med.*, 14(4): 747–755. DOI: 10.3389/fphys.2016.00495
- Frazão D.T., de Farias Junior L.F., Dantas T.C.B., Krinski K., Elsangedy H.M., Prestes J., et al. (2016) Feeling of Pleasure to High-Intensity Interval Exercise Is Dependent of the Number of Work Bouts and Physical Activity Status. *PLoS One*, 11(3): e0152752. DOI: 10.1371/journal.pone.0152752
- Gindre C., Lussiana T., Hebert-Losier K., Mourot L. (2015) Aerial and terrestrial patterns: A novel approach to analyzing human running. *Int. J. Sports Med.*, 37(01): 25–26. DOI: 10.1055/s-0035-1555931
- Haas P., Yang C.H., Dunton G.F. (2021) Associations between physical activity enjoyment and age-related decline in physical activity in children—results from a longitudinal within-person study. *J. Sport Exerc. Psychol.*, 43(3): 205–214. DOI: 10.1123/JSEP.2020-0156
- Heinrich K.M., Patel P.M., O’Neal J.L., Heinrich B.S. (2014) High-intensity compared to moderate-intensity training for exercise initiation, enjoyment, adherence, and intentions: An intervention study. *BMC Public Health*, 14(1): 1–6. DOI: 10.1186/1471-2458-14-789
- Heisz J.J., Tejada M.G.M., Paolucci E.M., Muir C. (2016) Enjoyment for high-intensity interval exercise increases during the first six weeks of training: Implications for promoting exercise adherence in sedentary adults. *PLoS One*, 11(12): e0168534. DOI: 10.1371/journal.pone.0168534
- Hu M., Kong Z., Sun S., Zou L., Shi Q., Chow B.C., et al. (2021) Interval training causes the same exercise enjoyment as moderate-intensity training to improve cardiorespiratory fitness and body composition in young Chinese women with elevated BMI. *J. Sports Sci.*, 39(15): 1677–1686. DOI: 10.1080/02640414.2021.1892946
- Kendzierski D., DeCarlo K.J. (1991) Physical activity enjoyment scale: Two validation studies. *J. Sport Exerc. Psychol.*, 1350–1365.
- Kiviniemi A.M., Tulppo M.P., Eskelinen J.J., Savolainen A.M., Kapanen J., Heinonen I.H.A., et al. (2015) Autonomic function predicts fitness response to short-term high-intensity interval training. *Int. J. Sports Med.*, 36(11): 915–921. DOI: 10.1055/s-0035-1549854
- Klompstra L., Deka P., Almenar L., Pathak D., Muñoz-Gómez E., López-Vilella R., et al. (2022) Physical activity enjoyment, exercise motivation, and physical activity in patients with heart failure: A media-

- tion analysis. *Clin. Rehabil.*, 36(10): 1324–1331. DOI: 10.1177/02692155221103696
22. Kong Z., Fan X., Sun S., Song L., Shi Q., Nie J. (2016) Comparison of high-intensity interval training and moderate-to-vigorous continuous training for cardiometabolic health and exercise enjoyment in obese young women: A randomized controlled trial. *PLoS One*, 11(7): e0158589. DOI: 10.1371/journal.pone.0158589
 23. Krinski K., Machado D.G.S., Lirani L.S., DaSilva S.G., Costa E.C., Hardcastle S.J., et al. (2017) Let's walk outdoors! self-paced walking outdoors improves future intention to exercise in women with obesity. *J. Sport Exerc. Psychol.*, 39(2): 145–157. DOI: 10.1123/jsep.2016-0220
 24. Lahart I., Darcy P., Gidlow C., Calogiuri G. (2019) The effects of green exercise on physical and mental well-being: A systematic review. *Int. J. Environ. Res. Public Health*, 16(8): 1352. DOI: 10.3390/ijerph16081352
 25. Lewis B.A., Williams D.M., Frayeh A., Marcus B.H. (2016) Self-efficacy versus perceived enjoyment as predictors of physical activity behaviour. *Psychol. Health*, 31(4): 456–469. DOI: 10.1080/08870446.2015.1111372
 26. Lewis L.S., Huffman K.M., Smith I.J., Donahue M.P., Slentz C.A., Houmard J.A., et al. (2018) Genetic variation in acid ceramidase predicts non-completion of an exercise intervention. *Front. Physiol.*, 9781. DOI: 10.3389/fphys.2018.00781
 27. Li F., Kong Z., Zhu X., Chow B. C., Zhang D., Liang W., et al. (2022) High-intensity interval training elicits more enjoyment and positive affective valence than moderate-intensity training over a 12-week intervention in overweight young women. *J. Exerc. Sci. Fit.*, 20(3): 249–255. DOI: 10.1016/j.jesf.2022.05.001
 28. Lussiana T., Gindre C. (2016) Feel your stride and find your preferred running speed. *Biol. Open*, 5(1): 45–48. DOI: 10.1242/bio.014886
 29. Magness S. (2014) *The Science of Running: How to find your limit and train to maximize your performance.* Origin Press, 2014.
 30. Malik A.A., Williams C.A., Bond B., Weston K.L., Barker A.R. (2017) Acute cardiorespiratory, perceptual and enjoyment responses to high-intensity interval exercise in adolescents. *Eur. J. Sport Sci.*, 17(10): 1335–1342. DOI: 10.1080/17461391.2017.1364300
 31. Martinez N., Kilpatrick M.W., Salomon K., Jung M.E., Little J.P. (2015) Affective and enjoyment responses to high-intensity interval training in overweight-to-obese and insufficiently active adults. *J. Sport Exerc. Psychol.*, 37(2): 138–149. DOI: 10.1123/jsep.2014-0212
 32. Martinez N., Kilpatrick M.W., Salomon K., Jung M.E., Little J.P. (2015). Affective and Enjoyment Responses to High-Intensity Interval Training in Overweight-to-Obese and Insufficiently Active Adults. *J. Sport Exerc. Psychol.*, 37(2): 138–149. DOI: 10.1123/jsep.2014-0212
 33. Mastrofini G.F., Collins R.P., Rosado A.P., Tauran R.C., Fleming A.R., Kilpatrick M.W. (2022) The impact of variation and autonomy on psychological responses to high intensity interval training exercise. *Psychol. Sport Exerc.*, 60102142. DOI: 10.1016/j.psychsport.2022.102142
 34. Matomäki P., Heinonen O.J., Nummela A., Laukkanen J., Auvinen E.-P., Pirkola L., et al. (2023) Durability is improved by both low and high intensity endurance training. *Front. Physiol.*, 141128111. DOI: 10.3389/fphys.2023.1128111
 35. Milanović Z., Sporiš G., Weston M. (2015) Effectiveness of High-Intensity Interval Training (HIT) and Continuous Endurance Training for VO₂max Improvements: A Systematic Review and Meta-Analysis of Controlled Trials. *Sports Med.*, 45(10): 1469–1481. DOI: 10.1007/s40279-015-0365-0
 36. Niven A., Laird Y., Saunders D.H., Phillips S.M. (2020) A systematic review and meta-analysis of affective responses to acute high intensity interval exercise compared with continuous moderate – and high-Intensity exercise. *Health Psychol. Rev.*, 15(4): 540–573. DOI: 10.1080/17437199.2020.1728564
 37. Oliveira B.R.R., Santos T.M., Kilpatrick M., Pires F.O., Deslandes A.C. (2018) Affective and enjoyment responses in high intensity interval training and continuous training: A systematic review and meta-analysis. *PLoS One*, 13(6): e0197124. DOI: 10.1371/journal.pone.0197124
 38. Patoz A., Breine B., Thouvenot A., Mourou L., Gindre C., Lussiana T. (2021) Does characterizing global running pattern help to prescribe individualized strength training in recreational runners? *Front. Physiol.*, 12631637. DOI: 10.3389/fphys.2021.631637
 39. Pickering C., Kiely J. (2019) Do Non-Responders to Exercise Exist—and If So, What Should We Do About Them? *Sports Med.*, 49(1): 1–7. DOI: 10.1007/s40279-018-01041-1
 40. Poon E.T.C., Little J.P., Sit C.H.P., Wong S.H.S. (2020) The effect of low-volume high-intensity interval training on cardiometabolic health and psychological responses in overweight/obese middle-aged men. *J. Sports Sci.*, 38(17): 1997–2004. DOI: 10.1080/02640414.2020.1766178
 41. Ram A., Marcos L., Morey R., Clark T., Hakansson S., Ristov M., et al. (2022) Exercise for affect and enjoyment in overweight or obese males: a comparison of high-intensity interval training and moderate-intensity continuous training. *Psychol. Health Med.*, 27(5): 1154–1167. DOI: 10.1080/13548506.2021.1903055
 42. Ramer J.D., Houser N.E., Duncan R.J., Bustamante E.E. (2021) Enjoyment of physical activity – not mvpa during physical education – predicts future mvpa participation and sport self-concept. *Sports*, 9(9): 128. DOI: 10.3390/SPORTS9090128
 43. Rhodes R.E., Gray S.M., Husband C. (2019) Experimental manipulation of affective judgments about

- physical activity: a systematic review and meta-analysis of adults. *Health Psychol. Rev.*, 13(1) 18–34. DOI: 10.1080/17437199.2018.1530067
44. Richardson J.T.E. (2011) Eta squared and partial eta squared as measures of effect size in educational research. *Educ. Res. Rev.*, 6(2): 135–147. DOI: 10.1016/j.edurev.2010.12.001
 45. Ruuska P.S., Hautala A.J., Kiviniemi A.M., Mäkikallio T.H., Tulppo M.P. (2012) Self-rated mental stress and exercise training response in healthy subjects. *Front. Physiol.*, 351. DOI: 10.3389/fphys.2012.00051
 46. Santos A., Stork M.J., Locke S.R., Jung M.E. (2021) Psychological responses to HIIT and MICT over a 2-week progressive randomized trial among individuals at risk of type 2 diabetes. *J. Sports Sci.*, 39(2): 170–182. DOI: 10.1080/02640414.2020.1809975
 47. Simonton K.L. (2021) Testing a model of personal attributes and emotions regarding physical activity and sedentary behaviour. *Int. J. Sport Exerc. Psychol.*, 19(5): 848–865. DOI: 10.1080/1612197X.2020.1739112
 48. Smith-Ryan A.E. (2017) Enjoyment of high-intensity interval training in an overweight/obese cohort: a short report. *Clin. Physiol. Funct. Imaging.*, 37(1): 89–93. DOI: 10.1111/cpf.12262
 49. Stork M.J., Williams T.L., Martin Ginis K.A. (2020) Unpacking the debate: A qualitative investigation of first-time experiences with interval exercise. *Psychol. Sport Exerc.*, 51101788. DOI: 10.1016/j.psychsport.2020.101788
 50. Teixeira D.S., Rodrigues F., Cid L., Monteiro D. (2022). Enjoyment as a predictor of exercise habit, intention to continue exercising, and exercise frequency: the intensity traits discrepancy moderation role. *Front. Psychol.*, 13780059. DOI: 10.3389/fpsyg.2022.780059
 51. Thum J.S., Parsons G., Whittle T., Astorino T.A. (2017) High-intensity interval training elicits higher enjoyment than moderate intensity continuous exercise. *PLoS One*, 12(1): e0166299. DOI: 10.1371/journal.pone.0166299
 52. Tsirigkakis S., Koutedakis Y., Mastorakos G., Stavrinou P.S., Mougios V., Bogdanis G.C. (2022) Physiological, perceptual and affective responses to high-intensity interval training using two work-matched programs with different bout duration in obese males. *J. Exerc. Sci. Fit.*, 20(3): 199–205. DOI: 10.1016/j.jesf.2022.04.002
 53. Vella C.A., Taylor K., Drummer D. (2017) High-intensity interval and moderate-intensity continuous training elicit similar enjoyment and adherence levels in overweight and obese adults. *Eur. J. Sport Sci.*, 17(9): 1203–1211. DOI: 10.1080/17461391.2017.1359679
 54. Vollaard N.B.J., Constantin-Teodosiu D., Fredriksson K., Rooyackers O., Jansson E., Greenhaff P.L., et al. (2009) Systematic analysis of adaptations in aerobic capacity and submaximal energy metabolism provides a unique insight into determinants of human aerobic performance. *J. Appl. Physiol.*, 106(5): 1479–1486. DOI: 10.1152/jappphysiol.91453.2008
 55. Wen D., Utesch T., Wu J., Robertson S., Liu J., Hu G., et al. (2019) Effects of different protocols of high intensity interval training for VO₂max improvements in adults: A meta-analysis of randomised controlled trials. *J. Sci. Med. Sport*, 22(8): 941–947. DOI: 10.1016/j.jsams.2019.01.013
 56. Williams D.M., Papandonatos G.D., Napolitano M.A., Lewis B.A., Whiteley J.A., Marcus B.H. (2006) Perceived enjoyment moderates the efficacy of an individually tailored physical activity intervention. *J. Sport Exerc. Psychol.*, 28(3): 300–309. DOI: 10.1123/jsep.28.3.300

Received 15.08.2023

Accepted 06.02.2024

© University of Physical Education, Warsaw, Poland