

This is a self-archived version of an original article. This version may differ from the original in pagination and typographic details.

Author(s): Karvonen, Anssi; Klemme, Ines; Rähä, Ville; Hyvärinen, Pekka

Title: Enriched rearing environment enhances fitness-related traits of salmonid fishes facing multiple biological interactions

Year: 2023

Version: Accepted version (Final draft)

Copyright: © Canadian Science Publishing

Rights: In Copyright

Rights url: <http://rightsstatements.org/page/InC/1.0/?language=en>

Please cite the original version:

Karvonen, A., Klemme, I., Rähä, V., & Hyvärinen, P. (2023). Enriched rearing environment enhances fitness-related traits of salmonid fishes facing multiple biological interactions. *Canadian Journal of Fisheries and Aquatic Sciences*, 80(11). <https://doi.org/10.1139/cjfas-2023-0083>

1 Enriched rearing environment enhances fitness-related traits of salmonid fishes
2 facing multiple biological interactions

3

4 Anssi Karvonen^{1*}, Ines Klemme¹, Ville Rähä¹, Pekka Hyvärinen²

5

6 ¹University of Jyväskylä, Department of Biological and Environmental Science, P.O. Box 35,
7 FI-40014 University of Jyväskylä, Finland

8 ²Natural Resources Institute Finland (Luke), Aquatic population dynamics, Manamansalontie
9 90, 88300 Paltamo, Finland

10

11

12 *Corresponding author: Anssi Karvonen, University of Jyväskylä, Department of Biological
13 and Environmental Science, P.O. Box 35, FI-40014 University of Jyväskylä, Finland.

14 Email: anssi.t.karvonen@jyu.fi. Tel. +358408053882

15

16

17

18

19

20

21

22

23

24

25

26 **Abstract**

27

28 To improve stocking success in threatened populations, captive-reared animals are often
29 familiarized to natural environment. However, whether such actions improve the ability to cope
30 with multiple biological interactions, such as competition, predation and parasitism that impose
31 contradicting pressures on decision-making, is not well understood. Here, we explored short-
32 term (4 weeks) and long-term (10 months) effects of enriched rearing on fitness-related traits
33 of Atlantic salmon (*Salmo salar*). Salmon with different backgrounds of enrichment and
34 parasite infection (eye fluke *Diplostomum pseudospathaceum*) were released to semi-natural
35 ponds and monitored for activity, growth and predation susceptibility. Fish from enriched
36 rearing showed lower short-term activity and higher short-term growth, suggesting that they
37 coped better with novel conditions. However, predation susceptibility, and longer-term growth
38 and survival, were unaffected by rearing treatment. Importantly, parasitism did not remove the
39 positive effect of enrichment on growth, although the infection decreased both short-term and
40 long-term growth and survival. These results suggest that enriched rearing can enhance fitness-
41 related traits, such as growth, of stocked fish particularly during the critical early days, which
42 can have important implications for stock enhancement activities.

43

44 Keywords: Aquaculture, Competitive ability, *Esox lucius*, Fish behavior, Predator avoidance

45

46

47

48

49

50

51 **Introduction**

52

53 Natural animal populations are increasingly threatened by overharvest, habitat loss and
54 fragmentation, leading to spatial isolation and reduced genetic diversity (Sanchez-Bayo and
55 Wyckhuys 2019; Tilman et al. 2017). To maintain viable and/or harvestable populations, they
56 are often supplemented with captive-raised individuals. This is commonly practiced, for
57 example, in many species of salmonid fishes (Brown and Day 2002; Einum and Fleming 2001;
58 Valiquette et al. 2014), which, like many other fish species, have become endangered as a
59 consequence of overfishing and habitat destruction (Arthington et al. 2016). However, such
60 stocking actions typically have low success rates (ICES 2012) as conditions in captivity differ
61 drastically from those in the wild (Hyvärinen and Rodewald 2013; Jepsen et al. 2000;
62 Kekäläinen et al. 2008).

63

64 The ability of organisms to cope with biological interactions is a central component of fitness.
65 For example, competition with conspecifics can influence growth, condition and reproductive
66 success (Nunn et al. 2012; Ward et al. 2006), while predation results in mortality and therefore
67 imposes the ultimate fitness cost. Numerous counter-adaptations, such as resource acquisition
68 through territoriality (Lindström and Pampoulie 2005; Ord 2021) or avoidance of predators
69 through decreased activity and avoidance of risky areas (Ferrari et al. 2015; Godin 1997; Lind
70 and Cresswell 2005), have evolved to reduce these negative fitness effects. Importantly, such
71 fitness-related behaviors may not be innate alone but can include adjustment and learning based
72 on earlier experience. This can improve the individual performance under competition and
73 predation (Brown et al. 2008; Brown and Dreier 2002; Brown and Chivers 2005).

74

75 Parasitism can also influence the ability to cope with competitors or predators through energy
76 depletion and pathology, and alterations in host behaviors such as foraging, sociality and
77 activity (Gopko et al. 2015; Hernandez and Sukhdeo 2008; Klein 2003; Lafferty and Shaw
78 2013; Seppälä et al. 2008). For example, three-spined sticklebacks (*Gasterosteus aculeatus*)
79 infected with energetically demanding cestode larvae become fearless of predators, but thereby
80 can also outcompete uninfected conspecifics for food (Milinski 1985). Thus, multiple
81 simultaneous biological interactions faced by an individual can impose contradicting pressures
82 on decision-making and result in sub-optimal behaviors regarding one or several overlapping
83 demands. Effects of parasitism can also be amplified in captive environments, where animals
84 often experience high infection rates and can have higher susceptibility to infections compared
85 to wild conspecifics (Buchmann 2022; Karvonen et al. 2016).

86

87 To reduce the harmful effects of captivity, the rearing environment can be enriched to better
88 resemble natural conditions and to promote experience gain (Reading et al. 2013). In fish
89 hatcheries, this can be done by equipping rearing tanks with different types of structures, such
90 as stones, covers and shelters (Karvonen et al. 2016; Näslund et al. 2013). Studies of enriched
91 rearing on fish in laboratory and aquaculture conditions have demonstrated improved stress
92 tolerance (Näslund et al. 2013; Rosengren et al. 2017), brain function and learning capability
93 (Arechavala-Lopez et al. 2020; Salvanes et al. 2013; Strand et al. 2010), growth (Brunet et al.
94 2022; Crank et al. 2019), anti-predatory behaviors (Roberts et al. 2011; Salvanes and
95 Braithwaite 2005), foraging skills (Brown et al. 2003; Rodewald et al. 2011), survival during
96 disease epidemics (Karvonen et al. 2016; Rähkä et al. 2019), and survival during migration
97 (Hyvärinen and Rodewald 2013). Recently, it has also been suggested that positive effects of
98 enrichment in parent fish could pass on to their offspring (Berbel et al. 2020). However, how

99 environmental enrichment influences the ability to cope with multiple biological interactions
100 in conditions relevant for post-release survival of fish is still largely unknown.

101

102 Here, we investigated short-term and long-term effects of environmental enrichment on
103 activity, growth and survival of Atlantic salmon (*Salmo salar*). We first reared the fish either
104 in standard tanks with no enrichments or in enriched tanks with natural stones and covers to
105 simulate natural river conditions (Räihä et al. 2019). We also exposed half of the fish to the
106 eye fluke *Diplostomum pseudospathaceum*, a common parasite of freshwater and brackish
107 water fish in nature (Seppälä et al. 2011; Valtonen et al. 1997) as well as in aquaculture (Field
108 and Irwin 1994; Karvonen et al. 2006). The parasite reduces the eyesight of fish by causing
109 cataracts, which results in reduced foraging ability and growth (Crowden and Broom 1980;
110 Karvonen and Seppälä 2008) and impaired avoidance of aerial predators (Seppälä et al. 2005).
111 We then released the fish to semi-natural streams, simulating stocking of a large group of
112 hatchery-raised fish to the wild. Over a period of four weeks, we followed their activity and
113 growth, and survival under piscivorous predation. This corresponded to the early post-stocking
114 period, which is commonly considered most critical for hatchery-raised salmonids in the wild
115 (Jepsen et al. 1998; Kekäläinen et al. 2008). Subsequently, we focused on longer-term effects
116 of enrichment and parasitism by monitoring growth and survival of the same fish in the same
117 tanks over the next 10 months, through winter and until the next summer. We predicted that
118 enriched rearing would improve the performance of fish by increasing growth and survival
119 compared to fish raised in standard conditions. We also predicted that the effects of enrichment
120 would be most evident right after the introduction and level off thereafter as the fish, including
121 those raised in standard conditions, become familiarized with the natural environment.
122 Furthermore, we predicted that the parasite infection established during rearing would reduce
123 or remove the beneficial effects of enrichment.

124

125 **Material and methods**

126

127 *Rearing of fish*

128

129 The study was conducted at Kainuu Fisheries Research Station (KFRS, www.kfrs.fi, 64.404°N,
130 27.516°E) during September 2017-July 2018. The station is a flow-through facility, taking
131 water from the depth of 7 m of the nearby Lake Kivesjärvi. The water temperature in the facility
132 follows the natural temperature of the lake and all rearing units and experimental tanks receive
133 similar water supply.

134

135 Five Atlantic salmon (hereafter “salmon”) populations (originating from rivers Neva, Simo, Ii,
136 Kemi and Tornio) were used. Fertilized eggs, originating from hatchery brood fish (20-42
137 males and 20-93 females per population) of the Natural Resources Institute Finland, were
138 brought to KFRS in March 2016. Eggs hatched in May and 1250 fish were placed in each of
139 the 20 tanks of 3.2 m². Environmental enrichment was carried out using the procedure
140 described in Rähkä et al. (2019), with two standard and two enriched tanks for each fish
141 population. Enrichments included gravel and shelter structures (Fig. 1), as well as changes in
142 water flow direction, scaled to the number and size of the fish (hereafter “enriched fish”;
143 Supplementary material; Table S1). More specifically, enriched tanks were initially equipped
144 with three piles of 30-60 mm gravel. At the juvenile-smolt stage, three shelters were added
145 above the gravel piles and one larger shelter on bricks in each tank (Fig. 1). Moreover, the
146 direction of the water flow was changed between clockwise to counterclockwise 1-2 times per
147 week (Table S1). In contrast, fish in standard tanks were reared without structural enrichments
148 and changes in the direction of water flow (hereafter “standard fish”). In February 2017, 640

149 fish, selected evenly from all populations and rearing tanks in a random manner, were
150 individually tagged by injection of PIT-tags (12×2 mm, 0.1 g, half duplex; Biomark Inc.) into
151 the body cavity under anaesthesia (40 mg l^{-1} benzocaine). Populations were then pooled in two
152 replicate 3.2 m^2 tanks per rearing treatment. The remaining unmarked fish were used in other
153 experiments. All fish were fed with automated feeders and commercial fish feed (Veronesi
154 VITA 0.2/0.5 and Inicio Plus G 0.4).

155

156 *Parasite exposure*

157

158 Half of the salmon ($n=320$) were exposed to *D. pseudospathaceum* in July 2017. Parasite larvae
159 (cercariae) originated from 10 *Lymnaea stagnalis* snails (first intermediate host of the parasite)
160 collected from Lake Vuojärvi ($62^\circ 24' 54'' \text{ N}$, $25^\circ 56' 14'' \text{ E}$) in Central Finland. Note that there
161 is no detectable population genetic structure in *D. pseudospathaceum* across a large
162 geographical scale in Finland (Louhi et al. 2010), which is why the parasite origin was unlikely
163 to affect the infection success in the fish populations. The snails were stored individually in
164 lake water at 4° C and fed with lettuce in excess. Prior to the exposure, snails were taken to
165 room temperature and allowed to release cercariae for three hours in 1.5 dl of lake water each,
166 after which the solutions from all snails were combined. Cercarial density in the solution was
167 estimated from ten 1 ml samples and no cercariae older than six hours were used, ensuring their
168 infectivity (Karvonen et al. 2003). The fish were exposed in four containers (two for standard
169 fish and two for enriched fish), each with 50 randomly selected fish equally from all
170 populations and 40 L of water (15.4° C). The exposure dose was 350 cercariae per fish and the
171 exposure lasted for 30 min during which the water was continuously aerated with air pumps.
172 The unexposed control fish were sham exposed at the same time in four similar containers
173 receiving lake water without parasites. The infection procedure was repeated the same way for

174 the remaining fish by adjusting the amount of water in the containers according to the number
175 of fish.

176

177 After the exposure, all fish were returned to their home tanks. Note that *D. pseudospathaceum*
178 does not transmit directly between fish, allowing maintenance of exposed and unexposed fish
179 in the same tanks. Fifty-two days after the exposure, when the parasites were fully developed
180 and caused cataracts, fish length (155 ± 0.75 mm (mean \pm SE)) and weight (37.4 ± 0.49 g) were
181 measured under anesthesia (40 mg L^{-1} benzocaine). Standard fish were slightly larger ($157.1 \pm$
182 1.0 mm) than enriched fish (152.8 ± 1.1 mm) and uninfected fish (156.7 ± 1.1 mm) slightly
183 larger than infected fish (153.1 ± 1.0 mm). Infection of *D. pseudospathaceum* in the eye lenses
184 of exposed fish was confirmed and the coverage of parasite-induced cataracts was determined
185 for all fish at a scale of 0-100% of the lens area with 10% increments using slit-lamp
186 microscopy (Kowa SL-15) (Karvonen et al. 2004). All unexposed fish were also examined and
187 confirmed to be free of *D. pseudospathaceum* infection.

188

189 *Experiment 1: Short-term patterns in activity and susceptibility to predation*

190

191 The first experiment investigated the effects of environmental enrichment and parasitism on
192 activity, growth and survival of salmon during the first four weeks after stocking. Fish from
193 enriched and standard rearing (total $n = 642$ fish), half of which were infected with *D.*
194 *pseudospathaceum*, were introduced into eight round 50 m^2 semi-natural concrete outdoor
195 tanks. Each tank had a 15 m^2 stream section at the outer edge and a 35 m^2 pool section in the
196 middle (hereafter “stream” and “pool”; Fig. 2). The bottom of the stream was covered with
197 gravel (grain size 50-70 mm) and stones (200 mm) and had a water depth of 50 cm. The pool
198 was deeper (150 cm) and without stones or other structures. Water inflow was set to 3-6 L/s

199 (higher inflow in higher water temperatures), resulting in slow, but visible water current in the
200 stream section. During the experiment, fish relied on unquantified numbers of natural
201 invertebrate fauna established in the bottom of the tanks and supplemented by the incoming
202 water to the stream (Fig. 2). The stream was isolated from the pool with a wall in one end and
203 with a mesh (mesh size 45 mm) in the other. The mesh prevented the predators (see below)
204 from entering the stream but allowed salmon to pass. Thus, the stream was considered as habitat
205 with higher resources (invertebrate fauna, see above), but it also provided a refuge from
206 predation in tanks with predators present. Tanks were equipped with two PIT antennas on both
207 sides of the mesh with a recording frequency of nine times per second (Fig. 2). The antennas
208 recorded individual PIT tags of the passing fish, monitoring all fish movements between stream
209 and pool.

210

211 Wild northern pike (*Esox lucius*), a natural predator of juvenile salmonids (Hyvärinen and
212 Vehanen 2004; Kekäläinen et al. 2008) were used as predators. They had been originally caught
213 from Lake Oulujärvi (64.276°N, 27.205°E) and were maintained at KFRS before the study.
214 Three pike, each weighing 1.5-3 kg, were placed to the pool section of each of four randomly
215 selected tanks, while the other four tanks remained as predator-free controls. To ensure
216 sufficient feed intake, pike were fed with dead roach (*Rutilus rutilus*) and smelt (*Osmerus*
217 *eperlanus*) once a week during the experiment. Eighty salmon, four from each of the
218 population-rearing-infection combination (i.e. 5 populations × 2 rearing treatments × 2
219 infection treatments × 4 fish = 80 fish), taken evenly and randomly from the rearing tanks, were
220 then introduced to the stream section of each tank (total n = 642 fish; two of the tanks had 83
221 and 79 fish due to a counting error, the remaining six tanks had 80 fish). A removable smaller
222 mesh separated the fish from the pool before the start of experiment. Four days after the
223 introduction, the antennas were activated, and the smaller mesh was removed allowing the fish

224 to enter the pool. The experiment was terminated after 30 days, when the predators were
225 removed, and all remaining experimental fish caught. Salmon from predator tanks were
226 euthanized with an overdose (200 mg L⁻¹) of benzocaine anesthetic, and their length and weight
227 were measured. Fish from tanks without predators were measured under anesthesia (40 mg L⁻¹
228 benzocaine) and subsequently used in Experiment 2.

229

230 Observations from the PIT antennas were recorded using TIRIS data logger program (Citius
231 Solutions Ltd, Kajaani, Finland) and transformed to one second resolution with the PIT Data
232 program (www.pitdata.net). The antenna-specific ASCII data were further analyzed using AV
233 Bio-Statistics v 5.2. (Alioravainen et al. 2018; Vainikka et al. 2012). The following variables
234 were determined for each fish: 1) entry (yes/no) into pool, i.e. predator side in four of the tanks,
235 2) latency to the first entry into pool (hours from beginning of the experiment), 3) number of
236 changes between stream and pool, 4) % time spent in pool, 5) % change in body length (Δ
237 length), and 6) survival (yes/no, for fish that entered the pool in predator tanks). Change in
238 weight was not used in the analysis as most of the fish lost some weight during the experiment,
239 which is normal in hatchery-raised fish after a transition from high-energy aquaculture pellets
240 to natural feed (Vehanen et al. 2009). Thus, Δ length provided a more reliable estimate of
241 growth (hereafter “growth”). At the end of the experiment, all pike and the bottom of all tanks
242 were scanned for PIT-tags with handheld readers to record fish consumed by predators. In the
243 predator tanks, no tags were recovered from the bottom of the streams, suggesting that tags
244 found in pools originated from depredated fish and had been excreted by pike. No tags were
245 recovered from fish that died in the control tanks. There was no mortality among the pike
246 during the experiment.

247

248 Data were analyzed using generalized linear mixed models (GLMM) with restricted pseudo-
249 likelihood estimation, Satterthwaite's computation of degrees of freedom (*df*), and the
250 following error distributions: Gaussian (growth), negative binomial (number of changes
251 between stream and pool sections), gamma (latency to the first entry into pool), beta [% cataract
252 coverage (mean of right and left eye) and % time spent in pool], and binomial (probability of
253 entering pool and survival). Rearing treatment (standard/enriched), predator presence
254 (present/absent), parasitism (infected/uninfected), and all their interactions were used as fixed
255 factors. Experimental tank and fish population were included as random factors (note that
256 different fish populations were used here to introduce natural heterogeneity and subsequently
257 broaden the generality of the results, not to focus on possible population-specific differences
258 *per se*). Survival analyses only included data from tanks with predators. When testing for
259 differences in cataract coverage between enriched and standard fish, and the effect of cataract
260 coverage on growth, rearing treatment was used as fixed factor, and experimental tank and
261 population as random factors. Length in the beginning of the experiment was used as a
262 covariate in all analyses, except those on growth. Because of slight differences in length
263 between the fish in the rearing and infection treatments in the beginning of the experiment (see
264 above), models were also fitted without the covariate, but this did not alter the main results.
265 Further, to explore how the spatial behavior (number of changes between pool and stream, time
266 spent in the pool) influenced growth in tanks without predators, separate GLMMs were fitted
267 by including these behavioral variables as continuous factors in the full model described above.

268

269 *Experiment 2: Long-term patterns in growth and survival*

270

271 The second experiment explored growth and survival of the salmon in winter (October 2017-
272 March 2018) and in the following spring-summer (March-July 2018). Fish from the tanks

273 without predators in the first experiment (77-79 per tank depending on the survival during
274 Experiment 1) were released to four stream-pool tanks similar to Experiment 1 in October
275 2017. As no predators were used in this experiment, the wall and mesh separating the pool and
276 the stream were removed to allow free movement for the fish. In March 2018, all fish were
277 caught and measured for length under anesthesia, after which they were returned to the tanks.
278 The experiment was terminated in July 2018, when all fish were euthanized with an overdose
279 of benzocaine anesthetic and measured for length.

280

281 Growth was determined separately for the experimental periods October 2017-March 2018 and
282 March-July 2018. Data were analyzed using repeated-measures GLMMs with either growth
283 (Gaussian error distribution) or survival (binomial error distribution) as response variable,
284 rearing treatment, parasitism and experimental period as fixed factors, and experimental tank
285 and fish population as random factors. For survival, length in the beginning of the experiment
286 was also used as a covariate. Additionally, repeated-measures GLMMs, including only the
287 infected individuals, were fitted to study the effect of cataract coverage on growth and survival.
288 All analyses were conducted using SAS 9.4.

289

290 All experimental protocols were approved by the Regional State Administrative Agency of
291 Southern Finland (license number ESAVI/5183/04.10.07/2017) and all experiments were
292 performed in accordance with relevant guidelines and regulations.

293

294 **Results**

295

296 *Experiment 1*

297

298 In total, 548/640 fish were detected at least once at the stream-side antenna, and 303 of these
299 passed the pool-side antenna and entered the pool. Enriched fish had a lower probability of
300 entering the pool, longer latency to the first entry and lower number of changes between stream
301 and pool compared to standard fish (Fig. 3, Table 1), all indicating lower activity. The presence
302 of predators did not influence any of these variables (Fig. 3, Table 1). However, predator
303 presence decreased the time spent in the pool for both enriched and standard fish (Fig. 3, Table
304 1).

305
306 Enriched fish had higher growth during the experiment, but growth was not influenced by the
307 presence of predators (Fig. 4, Table 1). Among tanks without predators, a higher number of
308 changes between stream and pool associated with lower growth (GLMM, $F_{1, 201.2} = 11.82$, $p <$
309 0.001). Moreover, fish that spent more time in the pool had lower growth, but this effect was
310 found only in uninfected fish (GLMM, time in pool \times infection interaction: $F_{1, 303.1} = 11.66$, p
311 < 0.001).

312
313 The survival of fish was 97.8 % in the control tanks and 72.5 % in the predator tanks. Within
314 predator tanks, enrichment did not influence the survival of those fish that entered the pool
315 [48/78 (61.5 %) of standard fish and 37/64 (57.8 %) of enriched fish were preyed upon] (Table
316 1). Rearing treatment had also no effect on survival when including all fish in the analysis, i.e.
317 also those that did not enter the pool (GLMM: $F_{1,308} = 1.53$, $p = 0.216$).

318
319 There were no significant interactions between rearing, predator presence and parasitism in any
320 of the tests, suggesting that parasitism did not alter the effects of enrichment and predation
321 (Table 1). Parasitism increased the probability of entering the pool and the number of changes
322 between stream and pool but had no impact on the latency to the first entry of pool (Fig. 3,

323 Table 1). The infection also decreased growth (Table 1) and more so among fish with the
324 highest cataract coverage (Fig. S1, Table S2). Moreover, parasitism had no overall effect on
325 the survival of those fish that entered pool in the predator tanks (Table 1), but among the
326 infected fish, increasing coverage of parasitic cataracts decreased the probability of survival
327 (Table S2). Enriched and standard fish did not differ in parasite-induced cataract coverage
328 (GLMM: $F_{1,303} = 0.01$, $p = 0.911$).

329

330 *Experiment 2*

331

332 In the over-winter experiment, fish growth differed between the time points so that the fish had
333 higher growth in the latter part of the experiment in March-July compared to the preceding
334 winter period in October-March (Fig. 4, Table 2). In both periods, growth was lower among
335 infected fish compared to uninfected, but did not differ between enriched and standard fish
336 (Fig. 4, Table 2). Higher coverage of parasitic cataracts also associated with lower growth in
337 both periods (Fig. S2, Table S2).

338

339 Average survival was high during October-March (308/314 survived), but significantly lower
340 during March-July (276/308 survived, Table 2). Rearing treatment did not influence survival,
341 but there was a marginally significant interaction between parasitism and time (Table 2).
342 Further analysis separately on the time periods indicated that infected fish had lower survival
343 than uninfected fish during March-July (GLMM: $F_{1,296} = 7.17$, $p = 0.008$). Among the infected
344 fish, survival was negatively associated with cataract coverage, but only during March-July
345 (significant cataract \times time interaction, Table S2).

346

347 **Discussion**

348

349 Biological interactions, such as those between conspecifics or predators and prey, are important
350 determinants of fitness (Both and Visser 2000; Harris and Siefferman 2014; Munday 2001).
351 Coping with them can be innate or learned, and further shaped by other interactions, such as
352 parasitism. Here, we explored the short-term and longer-term effects of environmental
353 enrichment (implemented through enriched rearing) and parasitism (infection of the eye fluke
354 *D. pseudospathaceum*) on activity, growth and survival of Atlantic salmon. By introducing
355 young salmonids into semi-natural streams, we found that enriched fish showed lower activity
356 and higher growth compared to standard fish during the first weeks after release, suggesting
357 that they coped better with the introduction to a novel environment. However, these differences
358 disappeared as the fish became familiarized with the environment during the next few months.
359 We also observed that parasitism and associated eye cataracts reduced both short-term and
360 long-term growth and survival of the fish. Importantly, the effects of environmental enrichment
361 on activity and growth were still evident, regardless of the overall negative effects of the
362 infection, suggesting beneficial effects of enrichment for the fish during the critical first weeks
363 after stocking.

364

365 Higher growth in enriched fish (see also Brunet et al. (2022); Crank et al. (2019)) could be
366 caused by factors such as enhanced competitive ability, lower metabolism and/or higher
367 tolerance to stress. Enriched fish could be competitively superior to standard fish, which is
368 supported by results from small mammals, where enrichment improved feeding success (Díez-
369 León et al. 2013; Monosevitz 1970), and from birds and fish, where enrichment enhanced
370 territorial behavior (Berejikian et al. 2001; Leone and Estevez 2008). Indeed, competitive
371 ability is an important fitness-component of territorial animals such as juvenile salmonids
372 (Jonsson and Jonsson 2011). Although we did not detect differences in time spent in pool

373 (habitat presumably with lower resources) between enriched and standard fish, it is possible
374 that enriched individuals were able to secure the best feeding grounds within the streams
375 regardless of their slightly smaller initial size. Second, enriched fish showed lower activity,
376 which could be related to securing territories (see above), but could also suggest lower overall
377 energy expenditure and/or metabolic rate (Millidine et al. 2006), resulting in positive effects
378 on growth. It is also possible that standard fish showed higher activity due to boldness and
379 explorative behaviors, which can be promoted by a traditional rearing environment (Sundström
380 et al. 2004). Enrichment can also decrease boldness and risk-taking behaviors in salmonids
381 (Roberts et al. 2011), although several studies have shown also the opposite of increased
382 boldness, aggression and exploratory behavior (Berejikian et al. 2001; Braithwaite and
383 Salvanes 2005; Brunet et al. 2022; Lee and Berejikian 2008). Third, enriched individuals may
384 also be more flexible in adjusting their behaviors (Braithwaite and Salvanes 2005; Campbell
385 et al. 2013; Salvanes et al. 2013; Strand et al. 2010), which can facilitate recovery from stress
386 after introduction. This can be related to earlier familiarization or habituation to river-like
387 conditions, thus reducing fear, anxiety and random movements in a novel environment (Lee et
388 al. 2019). Overall, all these factors, alone or in concert, could underlie the differences in activity
389 and growth between enriched and standard salmon.

390

391 The presence of piscine predators in the pool section of the experimental tanks increased the
392 occupancy of the stream section, but did not influence the other activity measures, indicating
393 that the fish did not detect predator presence prior entering the pool. However, there was no
394 difference in susceptibility to predation between enriched and standard fish. In general,
395 predators can have strong regulatory effects particularly among young, inexperienced
396 individuals (Ferrari et al. 2015). With pike, this is emphasized in predation on newly stocked
397 fish (Hyvärinen and Vehanen 2004; Kekäläinen et al. 2008). Earlier studies using visual or

398 chemical predation cues, in some cases in connection with enriched rearing, have indicated that
399 predator-conditioned fish show more efficient anti-predator behaviors (e.g. Berejikian et al.
400 (2003); Berejikian et al. (1999); Roberts et al. (2011), see also Tetzlaff et al. (2019) for a review
401 on animal translocations). It is possible that the enrichment used here did not sufficiently
402 “train” the fish against live predators in an open environment such as the pool, although we
403 assumed it to enhance shelter seeking behaviors (use of stones) in general. The latter idea is
404 indirectly supported by the lower activity observed among enriched fish (see above). Unlike in
405 nature, our setup also did not allow predators to enter the streams, where the salmon had more
406 opportunities to hide. Thus, possible beneficial effects of this type of enriched rearing on
407 susceptibility to predation needs to be explored further.

408

409 Parasite infection in a central sensory organ did not remove the beneficial effects of enrichment,
410 despite the overall negative effects of the infection (Crowden and Broom 1980; Karvonen and
411 Seppälä 2008). In general, parasite infections can be acquired in nature after release and/or,
412 like simulated here, during rearing prior to release. The fluke *D. pseudospathaceum* is
413 commonly found in aquaculture (Field and Irwin 1994; Karvonen et al. 2006) as well as in
414 fresh water and coastal brackish water areas (Seppälä et al. 2011; Valtonen et al. 1997).
415 Cataracts caused by the infection impair the vision of fish, which was seen here as negative
416 effect on growth, likely because of a reduction in foraging efficiency [reviewed in Karvonen
417 (2012)]. Also, the positive effect of time spent in the primary feeding habitat, the stream, on
418 growth was not observed in infected fish, suggesting that these individuals benefited less from
419 the available resources. Interestingly, however, enriched fish had lower activity and higher
420 growth than standard fish regardless of the infection and similar coverage of cataracts. This
421 suggests that enrichment mitigated the negative effects of the infection, possibly through

422 mechanisms related to competitive ability, metabolism or stress tolerance discussed above. The
423 detailed mechanisms, however, require further work.

424

425 The positive effect of enrichment on growth was no longer evident after the fish had over-
426 wintered in the tanks. This is reasonable as the effects of enrichment are likely to even out
427 between enriched and standard fish (see also Bergendahl et al. (2016)), if they all experience
428 more heterogeneous environment long enough in the wild, or like here, in semi-natural tanks.
429 However, the fact that enriched fish did better than standard fish during the first weeks can give
430 them an advantage right after introduction, which is typically most critical for survival (Jepsen
431 et al. 1998; Kekäläinen et al. 2008). Regardless of the loss of the effect of enrichment, the
432 negative effects of *D. pseudospathaceum* infection remained and were seen as lower growth
433 and survival of infected fish. These effects also intensified with increasing coverage of
434 cataracts. This is also logical as the cataracts increase with parasite numbers and infected fish
435 cannot get rid of the infections in the eye lenses, although some degree of recovery from
436 cataracts can take place in cold water (Klemme et al. 2021).

437

438 Several parasite taxa, including *D. pseudospathaceum*, alter the phenotype of their hosts
439 [reviewed in Moore (2002)]. Fish infected with *D. pseudospathaceum* show impaired shelter-
440 seeking behavior, camouflage coloration, escape response, and group cohesion [reviewed in
441 Karvonen (2012)], which can all increase their susceptibility to predation. We found that
442 susceptibility to a piscine predator was not affected by the infection *per se*, but among infected
443 fish, those with the highest cataract coverages had the lowest survival. Earlier laboratory trials
444 with non-native fish hosts have demonstrated higher susceptibility of fish infected with *D.*
445 *pseudospathaceum* to simulated avian predation (next host in the life cycle), but not to piscine
446 predators (dead-end hosts for the parasite) (Gopko et al. 2017; Seppälä et al. 2005, 2006). The

447 present data suggest that higher cataract coverage (and higher infection intensities that cause
448 them, see Karvonen et al. (2004)) can increase the susceptibility of natural fish hosts also to
449 live piscine predation. These effects are also likely to be long-lasting (see above) and can have
450 important implications for the survival of stocked fish depending on their infection history
451 during farming and susceptibility to further infections in the wild.

452

453 To conclude, our results suggest that enrichment of the rearing environment of aquaculture fish
454 can improve their performance after stocking, resulting, for example, in higher growth. These
455 effects were evident regardless of exposure of fish to common biological interactions such as
456 predation and parasitism. Overall, interactions between enrichment, parasitism and predation
457 are important not only from ecological and evolutionary perspectives but have also important
458 applied implications. Many natural salmonid populations are currently endangered.
459 Aquaculture fish stocked to support these populations typically face a range of predators and
460 parasites in the wild. Habituation through enriched rearing could potentially improve survival
461 and fitness of fish and, consequently, the success and economic viability of these actions.

462

463 **Acknowledgements**

464 We thank staff of the KFRS and Anssi Vainikka from University of Eastern Finland for
465 technical assistance.

466

467 **Competing Interest**

468 The authors declare that there are no competing interests.

469

470 **Funding Statement**

471 This study was supported by the Academy of Finland (grants #263864, #292736, #310632 for
472 AK) and by European Maritime and Fisheries Fund (#43521) for PH.

473

474 **Data availability**

475 All data will be made available in JYX Digital Repository of the University of Jyväskylä
476 upon acceptance.

477

478 **References**

479

480 Alioravainen, N., Hyvärinen, P., Kortet, R., Härkönen, L., and Vainikka, A. 2018. Survival of
481 crossbred brown trout under experimental pike predation and stocking in the wild.

482 *Boreal Environ. Res.* **23**: 267-281.

483 Arechavala-Lopez, P., Caballero-Froilan, J.C., Jimenez-Garcia, M., Capo, X., Tejada, S.,

484 Saraiva, J.L., Sureda, A., and Moranta, D. 2020. Enriched environments enhance

485 cognition, exploratory behaviour and brain physiological functions of *Sparus aurata*.

486 *Sci. Rep.* **10**(1). doi:10.1038/s41598-020-68306-6.

487 Arthington, A.H., Dulvy, N.K., Gladstone, W., and Winfield, I.J. 2016. Fish conservation in

488 freshwater and marine realms: status, threats and management. *Aquatic Conservation-*

489 *Marine and Freshwater Ecosystems* **26**(5): 838-857. doi:10.1002/aqc.2712.

490 Berbel, W.M., Berry, N., Rodriguez-Barreto, D., Teixeira, S.R., de Leaniz, C.G., and

491 Consuegra, S. 2020. Environmental enrichment induces intergenerational behavioural

492 and epigenetic effects on fish. *Mol. Ecol.* **29**(12): 2288-2299. doi:10.1111/mec.15481.

493 Berejikian, B.A., Tezak, E.P., and LaRae, A.L. 2003. Innate and enhanced predator

494 recognition in hatchery-reared chinook salmon. *Environ. Biol. Fishes* **67**(3): 241-251.

495 doi:10.1023/a:1025887015436.

- 496 Berejikian, B.A., Tezak, E.P., Riley, S.C., and LaRae, A.L. 2001. Competitive ability and
497 social behaviour of juvenile steelhead reared in enriched and conventional hatchery
498 tanks and a stream environment. *J. Fish Biol.* **59**(6): 1600-1613.
499 doi:10.1006/jfbi.2001.1789.
- 500 Berejikian, B.A., Smith, R.J.F., Tezak, E.P., Schroder, S.L., and Knudsen, C.M. 1999.
501 Chemical alarm signals and complex hatchery rearing habitats affect antipredator
502 behavior and survival of chinook salmon (*Oncorhynchus tshawytscha*) juveniles. *Can.*
503 *J. Fish. Aquat. Sci.* **56**(5): 830-838. doi:10.1139/cjfas-56-5-830.
- 504 Bergendahl, I.A., Salvanes, A.G.V., and Braithwaite, V.A. 2016. Determining the effects of
505 duration and recency of exposure to environmental enrichment. *Appl. Anim. Behav.*
506 *Sci.* **176**: 163-169. doi:10.1016/j.applanim.2015.11.002.
- 507 Both, C., and Visser, M.E. 2000. Breeding territory size affects fitness: an experimental study
508 on competition at the individual level. *J. Anim. Ecol.* **69**(6): 1021-1030.
509 doi:10.1046/j.1365-2656.2000.00458.x.
- 510 Braithwaite, V.A., and Salvanes, A.G.V. 2005. Environmental variability in the early rearing
511 environment generates behaviourally flexible cod: implications for rehabilitating wild
512 populations. *Proc. R. Soc. B* **272**(1568): 1107-1113. doi:10.1098/rspb.2005.3062.
- 513 Brown, C., and Day, R.L. 2002. The future of stock enhancements: lessons for hatchery
514 practice from conservation biology. *Fish Fish.* **3**(2): 79-94. doi:10.1046/j.1467-
515 2979.2002.00077.x.
- 516 Brown, C., Davidson, T., and Laland, K. 2003. Environmental enrichment and prior
517 experience of live prey improve foraging behaviour in hatchery-reared Atlantic
518 salmon. *J. Fish Biol.* **63**: 187-196. doi:10.1111/j.1095-8649.2003.00208.x.
- 519 Brown, C., Laland, K., and Krause, J. 2008. *Fish Cognition and Behavior. Fish and Aquatic*
520 *Resources. No. 11. Blackwell Publishing Ltd., New Jersey, USA. pp. 352.*

- 521 Brown, G.E., and Dreier, V.M. 2002. Predator inspection behaviour and attack cone
522 avoidance in a characin fish: the effects of predator diet and prey experience. *Anim.*
523 *Behav.* **63**: 1175-1181. doi:10.1006/anbe.2002.3024.
- 524 Brown, G.E., and Chivers, D.P. 2005. Learning as an adaptive response to predation. *In*
525 *Ecology of Predator–Prey Interactions. Edited by B. Barbosa and I. Castellanos.*
526 Oxford University Press, New York, NY. pp. 34-54.
- 527 Brunet, V., Kleiber, A., Patinote, A., Sudan, P.L., Duret, C., Gourmelen, G., Moreau, E.,
528 Fournel, C., Pineau, L., Calvez, S., Milla, S., and Colson, V. 2022. Positive welfare
529 effects of physical enrichments from the nature-, functions- and feeling- based
530 approaches in farmed rainbow trout (*Oncorhynchus mykiss*). *Aquaculture* **550**.
531 doi:10.1016/j.aquaculture.2021.737825.
- 532 Buchmann, K. 2022. Control of parasitic diseases in aquaculture. *Parasitology* **149**(14): 1985-
533 1997. doi:10.1017/s0031182022001093.
- 534 Campbell, D.L.M., Dallaire, J.A., and Mason, G.J. 2013. Environmentally enriched rearing
535 environments reduce repetitive perseveration in caged mink, but increase spontaneous
536 alternation. *Behav. Brain Res.* **239**: 177-187. doi:10.1016/j.bbr.2012.11.004.
- 537 Crank, K.M., Kientz, J.L., and Barnes, M.E. 2019. An evaluation of vertically suspended
538 environmental enrichment structures during rainbow trout rearing. *N. Am. J.*
539 *Aquacult.* **81**(1): 94-100. doi:10.1002/naaq.10064.
- 540 Crowden, A.E., and Broom, D.M. 1980. Effects of the eyefluke, *Diplostomum spathaceum*,
541 on the behavior of dace (*Leuciscus leuciscus*). *Anim. Behav.* **28**(FEB): 287-294.
542 doi:10.1016/s0003-3472(80)80031-5.
- 543 Díez-León, M., Bowman, J., Bursian, S., Filion, H., Galicia, D., Kanefsky, J., Napolitano, A.,
544 Palme, R., Schulte-Hostedde, A., Scribner, K., and Mason, G. 2013. Environmentally

- 545 enriched male mink gain more copulations than stereotypic, barren-reared
546 competitors. PLoS One **8**(11). doi:10.1371/journal.pone.0080494.
- 547 Einum, S., and Fleming, I.A. 2001. Implications of stocking: Ecological interactions between
548 wild and released salmonids. *Nordic J. Freshw. Res.* **75**: 56-70.
- 549 Ferrari, M.C.O., McCormick, M.I., Meekan, M.G., and Chivers, D.P. 2015. Background level
550 of risk and the survival of predator-naive prey: can neophobia compensate for
551 predator naivety in juvenile coral reef fishes? *Proc. R. Soc. B* **282**(1799).
552 doi:10.1098/rspb.2014.2197.
- 553 Field, J.S., and Irwin, S.W.B. 1994. The epidemiology, treatment and control of
554 diplostomiasis on a fish farm in Northern Ireland. *In Parasitic diseases of fish. Edited*
555 *by A.W. Pike and J.W. Lewis. Samara Publishing Limited, Dyfed. pp. 87-100.*
- 556 Godin, J.G.J. 1997. Evading predators. *In Behavioural Ecology of Teleost Fishes. Edited by*
557 *J.G.J. Godin. Oxford University Press, Oxford. pp. 191–236.*
- 558 Gopko, M., Mikheev, V.N., and Taskinen, J. 2015. Changes in host behaviour caused by
559 immature larvae of the eye fluke: evidence supporting the predation suppression
560 hypothesis. *Behav. Ecol. Sociobiol.* **69**(10): 1723-1730. doi:10.1007/s00265-015-
561 1984-z.
- 562 Gopko, M., Mikheev, V.N., and Taskinen, J. 2017. Deterioration of basic components of the
563 anti-predator behavior in fish harboring eye fluke larvae. *Behav. Ecol. Sociobiol.*
564 **71**(4). doi:10.1007/s00265-017-2300-x.
- 565 Harris, M.R., and Siefferman, L. 2014. Interspecific competition influences fitness benefits of
566 assortative mating for territorial aggression in eastern bluebirds (*Sialia sialis*). PLoS
567 One **9**(2). doi:10.1371/journal.pone.0088668.

- 568 Hernandez, A.D., and Sukhdeo, M.V.K. 2008. Parasite effects on isopod feeding rates can
569 alter the host's functional role in a natural stream ecosystem. *Int. J. Parasitol.* **38**(6):
570 683-690. doi:10.1016/j.ijpara.2007.09.008.
- 571 Hyvärinen, P., and Vehanen, T. 2004. Effect of brown trout body size on post-stocking
572 survival and pike predation. *Ecol. Freshw. Fish* **13**(2): 77-84. doi:10.1111/j.1600-
573 0633.2004.00050.x.
- 574 Hyvärinen, P., and Rodewald, P. 2013. Enriched rearing improves survival of hatchery-reared
575 Atlantic salmon smolts during migration in the River Tornionjoki. *Can. J. Fish.*
576 *Aquat. Sci.* **70**(9): 1386-1395. doi:10.1139/cjfas-2013-0147.
- 577 ICES. 2012. Report of the Baltic Salmon and Trout Assessment Working Group
578 (WGBAST), 15–23 March 2012, Uppsala, Sweden. ICES CM 2012/ACOM:08.
- 579 Jepsen, N., Pedersen, S., and Thorstad, E. 2000. Behavioural interactions between prey (trout
580 smolts) and predators (pike and pikeperch) in an impounded river. *Regulated Rivers-*
581 *Research & Management* **16**(2): 189-198. doi:10.1002/(sici)1099-
582 1646(200003/04)16:2<189::aid-rrr570>3.3.co;2-e.
- 583 Jepsen, N., Aarestrup, K., Okland, F., and Rasmussen, G. 1998. Survival of radio-tagged
584 Atlantic salmon (*Salmo salar* L.) and trout (*Salmo trutta* L.) smolts passing a
585 reservoir during seaward migration. *Hydrobiologia* **372**: 347-353.
586 doi:10.1023/a:1017047527478.
- 587 Jonsson, B., and Jonsson, N. 2011. Ecology of Atlantic Salmon and Brown Trout - Habitat as
588 a template for life-histories. Fish and Fisheries Series. No. 33. Springer Netherlands,
589 Netherlands. pp. 708.
- 590 Karvonen, A. 2012. *Diplostomum spathaceum* and Related Species. *In* Fish Parasites:
591 Pathobiology and Protection. Edited by P.T.K. Woo and K. Buchmann. CAB
592 International, Oxfordshire, UK. pp. 260-269.

- 593 Karvonen, A., and Seppälä, O. 2008. Effect of eye fluke infection on the growth of whitefish
594 (*Coregonus lavaretus*) - An experimental approach. *Aquaculture* **279**(1-4): 6-10.
595 doi:10.1016/j.aquaculture.2008.04.013.
- 596 Karvonen, A., Seppälä, O., and Valtonen, E.T. 2004. Eye fluke-induced cataract formation in
597 fish: quantitative analysis using an ophthalmological microscope. *Parasitology* **129**:
598 473-478. doi:10.1017/s0031182004006006.
- 599 Karvonen, A., Paukku, S., Valtonen, E.T., and Hudson, P.J. 2003. Transmission, infectivity
600 and survival of *Diplostomum spathaceum* cercariae. *Parasitology* **127**: 217-224.
601 doi:10.1017/s0031182003003561.
- 602 Karvonen, A., Savolainen, M., Seppälä, O., and Valtonen, E.T. 2006. Dynamics of
603 *Diplostomum spathaceum* infection in snail hosts at a fish farm. *Parasitol. Res.* **99**(4):
604 341-345. doi:10.1007/s00436-006-0137-8.
- 605 Karvonen, A., Aalto-Araneda, M., Virtala, A.M., Kortet, R., Koski, P., and Hyvärinen, P.
606 2016. Enriched rearing environment and wild genetic background can enhance
607 survival and disease resistance of salmonid fishes during parasite epidemics. *J. Appl.*
608 *Ecol.* **53**(1): 213-221. doi:10.1111/1365-2664.12568.
- 609 Kekäläinen, J., Niva, T., and Huuskonen, H. 2008. Pike predation on hatchery-reared Atlantic
610 salmon smolts in a northern Baltic river. *Ecol. Freshw. Fish* **17**(1): 100-109.
611 doi:10.1111/j.1600-0633.2007.00263.x.
- 612 Klein, S.L. 2003. Parasite manipulation of the proximate mechanisms that mediate social
613 behavior in vertebrates. *Physiol. Behav.* **79**(3): 441-449. doi:10.1016/s0031-
614 9384(03)00163-x.
- 615 Klemme, I., Hyvärinen, P., and Karvonen, A. 2021. Cold water reduces the severity of
616 parasite-inflicted damage: support for wintertime recuperation in aquatic hosts.
617 *Oecologia* **195**(1): 155-161. doi:10.1007/s00442-020-04818-2.

- 618 Lafferty, K.D., and Shaw, J.C. 2013. Comparing mechanisms of host manipulation across
619 host and parasite taxa. *J. Exp. Biol.* **216**(1): 56-66. doi:10.1242/jeb.073668.
- 620 Lee, C.J., Paull, G.C., and Tyler, C.R. 2019. Effects of environmental enrichment on
621 survivorship, growth, sex ratio and behaviour in laboratory maintained zebrafish
622 *Danio rerio*. *J. Fish Biol.* **94**(1): 86-95. doi:10.1111/jfb.13865.
- 623 Lee, J.S.F., and Berejikian, B.A. 2008. Effects of the rearing environment on average
624 behaviour and behavioural variation in steelhead. *J. Fish Biol.* **72**(7): 1736-1749.
625 doi:10.1111/j.1095-8649.2008.01848.x.
- 626 Leone, E.H., and Estevez, I. 2008. Economic and welfare benefits of environmental
627 enrichment for broiler breeders. *Poultry Science* **87**(1): 14-21. doi:10.3382/ps.2007-
628 00154.
- 629 Lind, J., and Cresswell, W. 2005. Determining the fitness consequences of antipredation
630 behavior. *Behav. Ecol.* **16**(5): 945-956. doi:10.1093/beheco/ari075.
- 631 Lindström, K., and Pampoulie, C. 2005. Effects of resource holding potential and resource
632 value on tenure at nest sites in sand gobies. *Behav. Ecol.* **16**(1): 70-74.
633 doi:10.1093/beheco/arh132.
- 634 Louhi, K.-R., Karvonen, A., Rellstab, C., and Jokela, J. 2010. Is the population genetic
635 structure of complex life cycle parasites determined by the geographic range of the
636 most motile host? *Infect., Genet. Evol.* **10**(8): 1271-1277.
637 doi:10.1016/j.meegid.2010.08.013.
- 638 Milinski, M. 1985. Risk of predation of parasitized sticklebacks (*Gasterosteus aculeatus* L)
639 under competition for food. *Behaviour* **93**: 203-215. doi:10.1163/156853986x00883.
- 640 Millidine, K.J., Armstrong, J.D., and Metcalfe, N.B. 2006. Presence of shelter reduces
641 maintenance metabolism of juvenile salmon. *Funct. Ecol.* **20**(5): 839-845.
642 doi:10.1111/j.1365-2435.2006.01166.x.

- 643 Monosevitz, M. 1970. Early environmental enrichment and mouse behavior. *Journal of*
644 *Comparative and Physiological Psychology* **71**(3): 459-466.
- 645 Moore, J. 2002. *Parasites and the Behavior of Animals*. Oxford University Press, New York.
- 646 Munday, P.L. 2001. Fitness consequences of habitat use and competition among coral-
647 dwelling fishes. *Oecologia* **128**(4): 585-593. doi:10.1007/s004420100690.
- 648 Nunn, A.D., Tewson, L.H., and Cowx, I.G. 2012. The foraging ecology of larval and juvenile
649 fishes. *Rev. Fish Biol. Fish.* **22**(2): 377-408. doi:10.1007/s11160-011-9240-8.
- 650 Näslund, J., Rosengren, M., Del Villar, D., Gansel, L., Norrgard, J.R., Persson, L.,
651 Winkowski, J.J., and Kvingedal, E. 2013. Hatchery tank enrichment affects cortisol
652 levels and shelter-seeking in Atlantic salmon (*Salmo salar*). *Can. J. Fish. Aquat. Sci.*
653 **70**(4): 585-590. doi:10.1139/cjfas-2012-0302.
- 654 Ord, T.J. 2021. Costs of territoriality: a review of hypotheses, meta-analysis, and field study.
655 *Oecologia* **197**(3): 615-631. doi:10.1007/s00442-021-05068-6.
- 656 Reading, R.P., Miller, B., and Shepherdson, D. 2013. The value of enrichment to
657 reintroduction success. *Zoo Biol.* **32**(3): 332-341. doi:10.1002/zoo.21054.
- 658 Roberts, L.J., Taylor, J., and de Leaniz, C.G. 2011. Environmental enrichment reduces
659 maladaptive risk-taking behavior in salmon reared for conservation. *Biol. Conserv.*
660 **144**(7): 1972-1979. doi:10.1016/j.biocon.2011.04.017.
- 661 Rodewald, P., Hyvärinen, P., and Hirvonen, H. 2011. Wild origin and enriched environment
662 promote foraging rate and learning to forage on natural prey of captive reared Atlantic
663 salmon parr. *Ecol. Freshw. Fish* **20**(4): 569-579. doi:10.1111/j.1600-
664 0633.2011.00505.x.
- 665 Rosengren, M., Kvingedal, E., Näslund, J., Johnsson, J.I., and Sundell, K. 2017. Born to be
666 wild: effects of rearing density and environmental enrichment on stress, welfare, and

- 667 smolt migration in hatchery-reared Atlantic salmon. *Can. J. Fish. Aquat. Sci.* **74**(3):
668 396-405. doi:10.1139/cjfas-2015-0515.
- 669 Rähkä, V., Sundberg, L.-R., Ashrafi, R., Hyvärinen, P., and Karvonen, A. 2019. Rearing
670 background and exposure environment together explain higher survival of aquaculture
671 fish during a bacterial outbreak. *J. Appl. Ecol.* **56**: 1741-1750. doi:10.1111/1365-
672 2664.13393.
- 673 Salvanes, A.G.V., and Braithwaite, V.A. 2005. Exposure to variable spatial information in
674 the early rearing environment generates asymmetries in social interactions in cod
675 (*Gadus morhua*). *Behav. Ecol. Sociobiol.* **59**(2): 250-257. doi:10.1007/s00265-005-
676 0031-x.
- 677 Salvanes, A.G.V., Moberg, O., Ebbesson, L.O.E., Nilsen, T.O., Jensen, K.H., and
678 Braithwaite, V.A. 2013. Environmental enrichment promotes neural plasticity and
679 cognitive ability in fish. *Proc. R. Soc. B* **280**(1767): 20131331.
680 doi:10.1098/rspb.2013.1331.
- 681 Sanchez-Bayo, F., and Wyckhuys, K.A.G. 2019. Worldwide decline of the entomofauna: A
682 review of its drivers. *Biol. Conserv.* **232**: 8-27. doi:10.1016/j.biocon.2019.01.020.
- 683 Seppälä, O., Karvonen, A., and Valtonen, E.T. 2005. Manipulation of fish host by eye flukes
684 in relation to cataract formation and parasite infectivity. *Anim. Behav.* **70**: 889-894.
685 doi:10.1016/j.anbehav.2005.01.020.
- 686 Seppälä, O., Karvonen, A., and Valtonen, E.T. 2006. Host manipulation by parasites and risk
687 of non-host predation: is manipulation costly in an eye fluke-fish interaction? *Evol.*
688 *Ecol. Res.* **8**(5): 871-879. Available from <Go to ISI>://WOS:000239232700008
689 [accessed.

- 690 Seppälä, O., Karvonen, A., and Valtonen, E.T. 2008. Shoaling behaviour of fish under
691 parasitism and predation risk. *Anim. Behav.* **75**: 145-150.
692 doi:10.1016/j.anbehav.2007.04.022.
- 693 Seppälä, O., Karvonen, A., and Valtonen, E.T. 2011. Eye fluke-induced cataracts in natural
694 fish populations: is there potential for host manipulation? *Parasitology* **138**(2): 209-
695 214. doi:10.1017/s0031182010001228.
- 696 Strand, D.A., Utne-Palm, A.C., Jakobsen, P.J., Braithwaite, V.A., Jensen, K.H., and Salvanes,
697 A.G.V. 2010. Enrichment promotes learning in fish. *Mar. Ecol. Prog. Ser.* **412**: 273-
698 282. doi:10.3354/meps08682.
- 699 Sundström, L.F., Petersson, E., Hojesjo, J., Johnsson, J.I., and Jarvi, T. 2004. Hatchery
700 selection promotes boldness in newly hatched brown trout (*Salmo trutta*):
701 implications for dominance. *Behav. Ecol.* **15**(2): 192-198.
702 doi:10.1093/beheco/arg089.
- 703 Tetzlaff, S.J., Sperry, J.H., and DeGregorio, B.A. 2019. Effects of antipredator training,
704 environmental enrichment, and soft release on wildlife translocations: A review and
705 meta-analysis. *Biol. Conserv.* **236**: 324-331. doi:10.1016/j.biocon.2019.05.054.
- 706 Tilman, D., Clark, M., Williams, D.R., Kimmel, K., Polasky, S., and Packer, C. 2017. Future
707 threats to biodiversity and pathways to their prevention. *Nature* **546**(7656): 73-81.
708 doi:10.1038/nature22900.
- 709 Vainikka, A., Huusko, R., Hyvärinen, P., Korhonen, P.K., Laaksonen, T., Koskela, J.,
710 Vielma, J., Hirvonen, H., and Salminen, M. 2012. Food restriction prior to release
711 reduces precocious maturity and improves migration tendency of Atlantic salmon
712 (*Salmo salar*) smolts. *Can. J. Fish. Aquat. Sci.* **69**(12): 1981-1993. doi:10.1139/f2012-
713 119.

- 714 Valiquette, E., Perrier, C., Thibault, I., and Bernatchez, L. 2014. Loss of genetic integrity in
715 wild lake trout populations following stocking: insights from an exhaustive study of
716 72 lakes from Quebec, Canada. *Evol. Appl.* **7**(6): 625-644. doi:10.1111/eva.12160.
- 717 Valtonen, E.T., Holmes, J.C., and Koskivaara, M. 1997. Eutrophication, pollution, and
718 fragmentation: Effects on parasite communities in roach (*Rutilus rutilus*) and perch
719 (*Perca fluviatilis*) in four lakes in central Finland. *Can. J. Fish. Aquat. Sci.* **54**(3): 572-
720 585. Available from <Go to ISI>://A1997XB78800008 [accessed Mar].
- 721 Vehanen, T., Huusko, A., and Hokki, R. 2009. Competition between hatchery-raised and wild
722 brown trout *Salmo trutta* in enclosures - do hatchery releases have negative effects on
723 wild populations? *Ecol. Freshw. Fish* **18**(2): 261-268. doi:10.1111/j.1600-
724 0633.2008.00343.x.
- 725 Ward, A.J.W., Webster, M.M., and Hart, P.J.B. 2006. Intraspecific food competition in
726 fishes. *Fish Fish.* **7**(4): 231-261. doi:10.1111/j.1467-2979.2006.00224.x.
- 727
- 728
- 729
- 730
- 731
- 732
- 733
- 734
- 735
- 736
- 737
- 738

739 Table 1. Results of GLMM analyses on the variables measured in Atlantic salmon in
 740 Experiment 1. Rearing treatment, predator presence, parasitism and their interactions were
 741 entered as fixed factors and experimental tank and fish population as random factors. Fish body
 742 length before the experiment was used as a covariate in all tests, except on growth. Survival
 743 under piscine predation was analyzed using only data from tanks with predators, thus excluding
 744 the factor “predator presence”. All models are full models, but non-significant interactions are
 745 not shown ($p > 0.119$ for all).

| Variable | Factor | df 1 | df 2 | F | p |
|-------------------------------------------|-------------------|------|-------|-------|--------|
| Probability of entering pool | Rearing | 1 | 633.0 | 13.24 | <0.001 |
| (N = 642 salmon) | Predator presence | 1 | 6.0 | 0.64 | 0.455 |
| | Parasitism | 1 | 633.0 | 4.74 | 0.030 |
| Latency to first entry of pool | Rearing | 1 | 287.6 | 4.50 | 0.035 |
| (N = 302 salmon) | Predator presence | 1 | 6.1 | 0.01 | 0.908 |
| | Parasitism | 1 | 287.4 | 0.01 | 0.927 |
| Number of changes between stream and pool | Rearing | 1 | 633.0 | 5.76 | 0.017 |
| (N = 642 salmon) | Predator presence | 1 | 5.9 | 2.08 | 0.201 |
| | Parasitism | 1 | 633.0 | 8.49 | 0.004 |
| Proportional time spent in pool | Rearing | 1 | 527.4 | 2.25 | 0.133 |
| (N = 544 salmon) | Predator presence | 1 | 9.0 | 42.58 | <0.001 |
| | Parasitism | 1 | 527.6 | 3.65 | 0.057 |
| Growth | Rearing | 1 | 528.6 | 12.72 | <0.001 |
| (N = 544 salmon) | Predator presence | 1 | 6.9 | 2.29 | 0.175 |
| | Parasitism | 1 | 528.1 | 48.52 | <0.001 |

| | | | | | |
|---------------------------------------|------------|---|-------|-------|-------|
| Survival (fish that entered the pool) | Rearing | 1 | 130.0 | 0.14 | 0.708 |
| (N = 142 salmon) | Parasitism | 1 | 130.0 | <0.01 | 0.962 |

746

747

748

749

750

751

752

753

754

755

756

757

758

759

760

761

762

763

764

765

766

767 Table 2. Results of repeated-measures GLMM analyses on differences in growth and survival
 768 of Atlantic salmon in Experiment 2. Rearing treatment, parasitism and time (October 2017 -
 769 March 2018 and March - July 2018) were entered as fixed factors, and experimental tank and
 770 fish population as random factors. For survival, body length before the experiment was
 771 included as a covariate. All models are full models, but non-significant interactions with $p >$
 772 0.1 are not shown ($p > 0.106$ for all). For survival, the model did not converge with the rearing
 773 \times parasitism interaction and this term was excluded from the final model. $N = 290$ salmon $\times 2$
 774 time points = 580 observations for growth, $N = 311$ salmon $\times 2$ time points = 622 observations
 775 for survival.

| Variable | Source | df 1 | df 2 | F | p |
|------------------------|----------------|------|-------|--------|--------|
| Growth | Rearing (R) | 1 | 565.5 | 2.19 | 0.140 |
| (N = 580 observations) | Parasitism (P) | 1 | 565.4 | 30.72 | <0.001 |
| | Time (T) | 1 | 565 | 148.25 | <0.001 |
| | R \times P | 1 | 565.8 | 3.54 | 0.061 |
| Survival | Rearing (R) | 1 | 616 | 1.79 | 0.182 |
| (N = 622 observations) | Parasitism (P) | 1 | 616 | 0.23 | 0.634 |
| | Time (T) | 1 | 616 | 11.70 | <0.001 |
| | P \times T | 1 | 616 | 3.65 | 0.056 |

776

777

778

779

780

781

782

783 **Figure legends**

784

785 Figure 1. Standard (left) and enriched (right) rearing tanks during (a) start feeding stage and
786 (b) juvenile-smolt stage of Atlantic salmon used in the two experiments. Enrichment included
787 introduction of (a) gravel piles, and (b) gravel piles and shelters. In addition, direction of the
788 water inflow was changed between clockwise and counterclockwise in the enriched tanks.
789 Standard tanks had no structures or changes in direction of water inflow.

790

791 Figure 2. Schematic overview of the experimental setup in 50 m² outdoor tanks (panel a),
792 antennas between stream and pool sections (panel b) and an overall view of the experimental
793 tank (panel c). Pool and stream were separated with a wall at one end (solid black line in panel
794 a) and with antennas detecting the passing PIT-tagged fish at the other (panel b). The antenna
795 system consisted of two antennas, one on the stream and the other on the pool side, installed
796 over a white plastic channel (panel a). The arrow indicates the location and direction of the
797 water inflow, the thick dashed line the mesh, the thin dashed lines the PIT-antennas and the
798 thin solid grey lines the plywood walls of the antenna channel. Outflow was in the middle of
799 the pool. Predators (three pike) were introduced to the pool in four of the eight tanks and
800 Atlantic salmon to the stream of all tanks before the start of the Experiment 1. For experiment
801 2 (without predators, four tanks), the wall and the mesh were removed to allow free movement
802 of the fish.

803

804 Figure 3. Predicted mean probability of entering the pool section of a tank (a), latency to first
805 entry to pool section (b), number of changes between stream and pool sections (c), and
806 proportion of time spent in the pool (d) (\pm SE) in Atlantic salmon in different combinations of

807 rearing treatment (enriched/standard) and *Diplostomum pseudospathaceum* infection
808 (infected/uninfected) in tanks with and without predators in Experiment 1.

809

810 Figure 4. Predicted mean proportional change in length (\pm SE) in Atlantic salmon in different
811 combinations of rearing treatment (enriched/standard) and *Diplostomum pseudospathaceum*
812 infection (infected/uninfected). In experiment 1, tests were made in tanks with and without
813 predators during August-September 2017 (panel a). In experiment 2, longer-term effects were
814 explored in tanks without predators, first over-winter during October 2017-March 2018 and
815 then in the next spring-summer during March-July 2018 (panel b).

816

817

818

819

820

821

822

823

824

825

826

827


828

829

830

831

832



833

834 Fig. 1

835

836

837

838

839

840

841


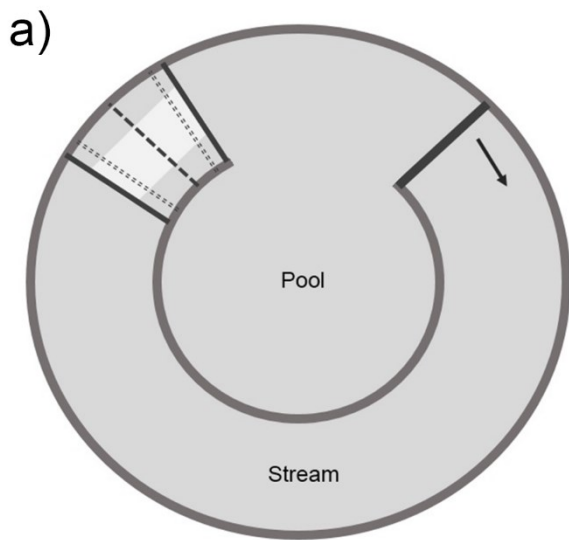
842

843

844

845

846



847

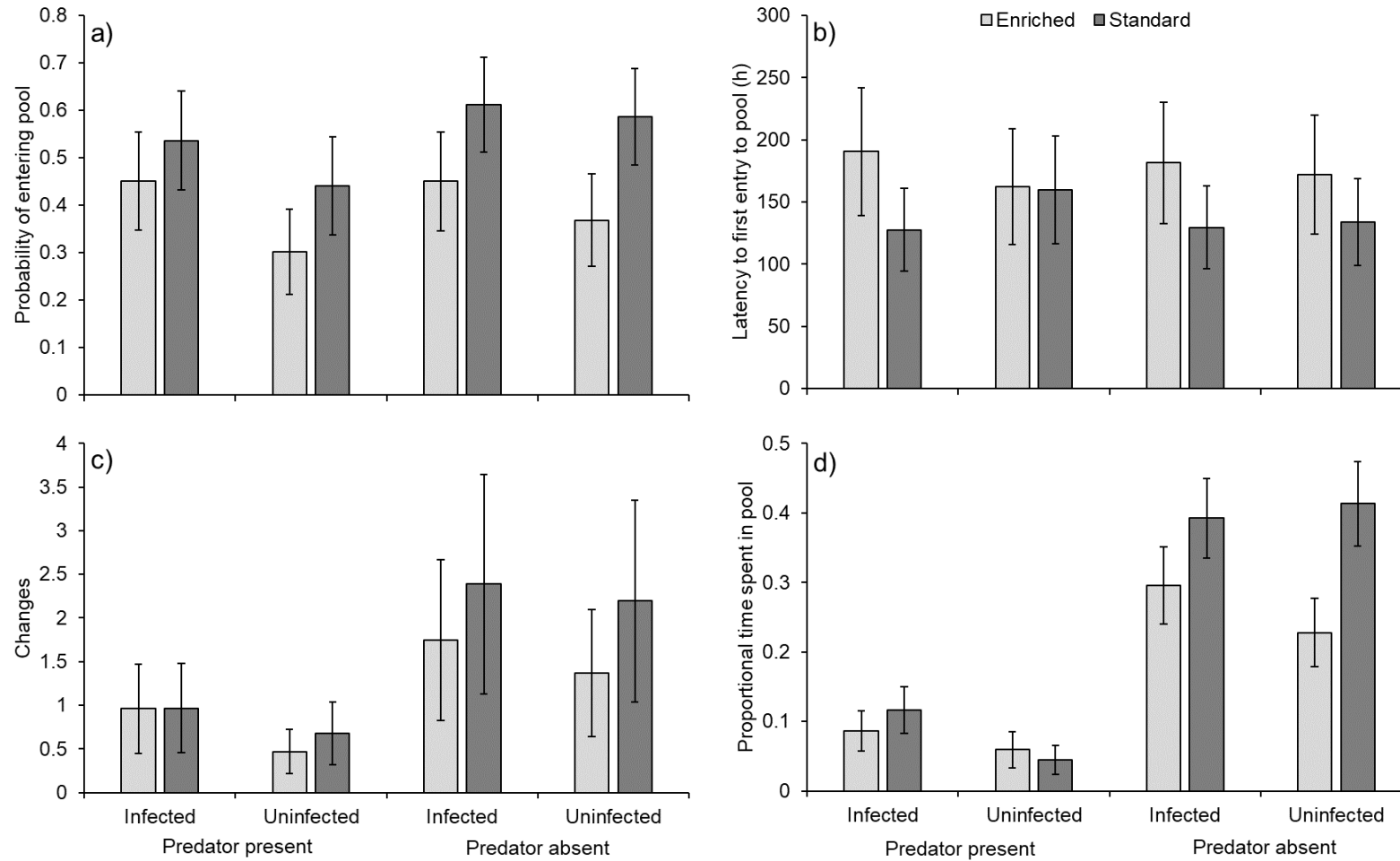
848

849 Fig. 2

850

851

852



853

854

855 Fig. 3

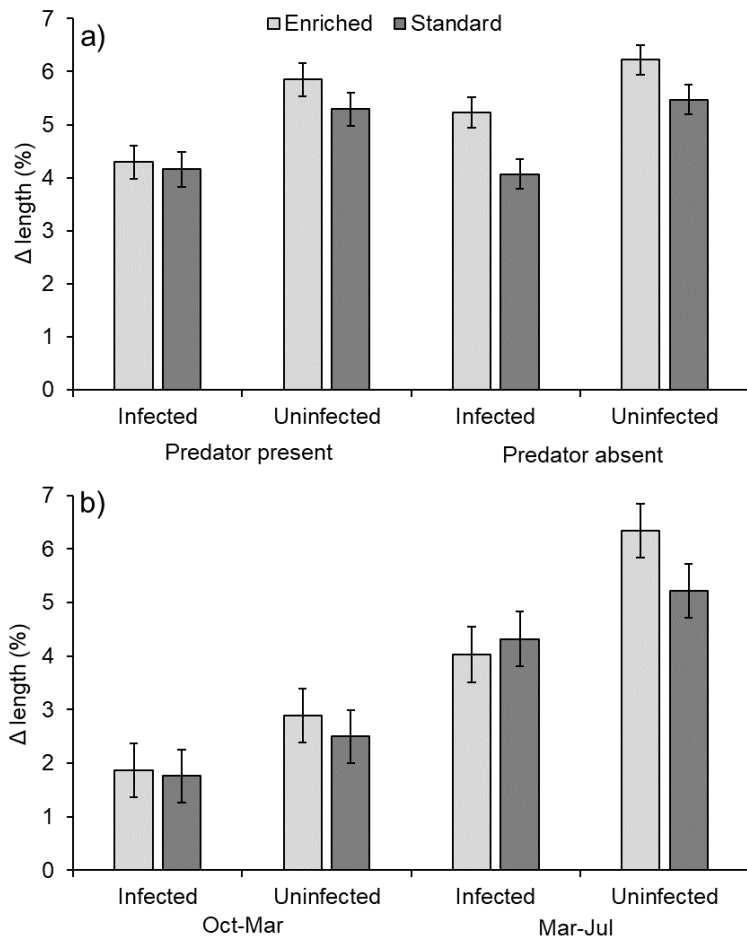


Fig. 4

Supplementary material: Karvonen et al. Enriched rearing environment enhances fitness-related traits of salmonid fishes facing multiple biological interactions

Table S1. Changes in the quantity and quality of enrichments (water flow direction and structures) in enriched rearing tanks of Atlantic salmon (*Salmo salar*) in 2017. Enriched tanks were equipped with gravel piles and three shelters of 25 x 50 cm polystyrene plates with metal legs and one shelter of 60 x 90 cm plywood board on bricks. Water flow direction was changed between clockwise and counterclockwise. Standard tanks remained without enrichments, but had the same adjustments to water depth and inflow (l/s) as the fish grew.

| Time | Water depth (cm) | Inflow (l/s) | Flow direction | Structures |
|-------------|-------------------------|---------------------|-------------------------|-------------------------------------------|
| Mar 21-30 | 11 | 0.4 | Clockwise | Eggs on a gravel bed |
| Mar 31 | 11 | 0.4 | Clockwise | Gravel (30-60 mm) piles x 3 |
| Jun 20 | 11 | 0.4 | Changing 1-2 x per week | Gravel (30-60 mm) piles x 3 |
| Jun 28 | 11 | 0.4 | Changing 1-2 x per week | Gravel (30-60 mm) piles x 3, shelters x 4 |
| Aug 15 | 15 | 0.5 | Changing 1-2 x per week | Gravel (30-60 mm) piles x 3, shelters x 4 |
| Aug 27 | 20 | 0.7 | Changing 1-2 x per week | Gravel (30-60 mm) piles x 3, shelters x 4 |

Table S2. Results of GLMM (Experiment 1) and repeated-measures GLMM (Experiment 2) analyses on the effect of the coverage of parasitic cataracts caused by *Diplostomum pseudospathaceum* on growth and survival of Atlantic salmon (*Salmo salar*). Rearing treatment (enriched and standard) and time (October 2017 - March 2018 and March - July 2018) in Experiment 2 were used as fixed factors, cataract coverage as a covariate, and experimental tank and salmon population as random factors. All models are full models, but non-significant interactions with $p > 0.1$ are not shown ($p > 0.118$ for all). For survival, the model did not converge with the rearing \times cataract coverage interaction in Experiment 1, or with the rearing \times time interaction in Experiment 2. Thus, these terms were excluded from the final models. In experiment 2, $N = 138$ salmon \times 2 time points = 276 observations for growth, $N = 153$ salmon \times 2 time points = 306 observations for survival.

| Experiment | Factor | Source | df1 | df2 | F | p |
|------------|------------------------|-----------------------|-----|-------|-------|--------|
| 1 | Growth | Rearing | 1 | 256.5 | 0.83 | 0.364 |
| | (N = 265 salmon) | Cataract coverage | 1 | 258.2 | 20.07 | <0.001 |
| | Survival | Rearing | 1 | 70 | 1.02 | 0.316 |
| | (N = 80 salmon) | Cataract coverage | 1 | 70 | 6.76 | 0.011 |
| 2 | Growth | Rearing (R) | 1 | 264.9 | 2.46 | 0.118 |
| | (N = 276 observations) | Cataract coverage (C) | 1 | 264.6 | 13.24 | <0.001 |
| | | Time (T) | 1 | 264.1 | 30.59 | <0.001 |
| | | R \times T | 1 | 264 | 3.42 | 0.066 |
| | Survival | Rearing | 1 | 299.9 | 0.82 | 0.367 |
| | (N = 306 observations) | Cataract coverage | 1 | 297.1 | 0.73 | 0.395 |
| | | Time | 1 | 297.8 | 2.82 | 0.094 |
| | | C \times T | 1 | 297.4 | 6.51 | 0.011 |

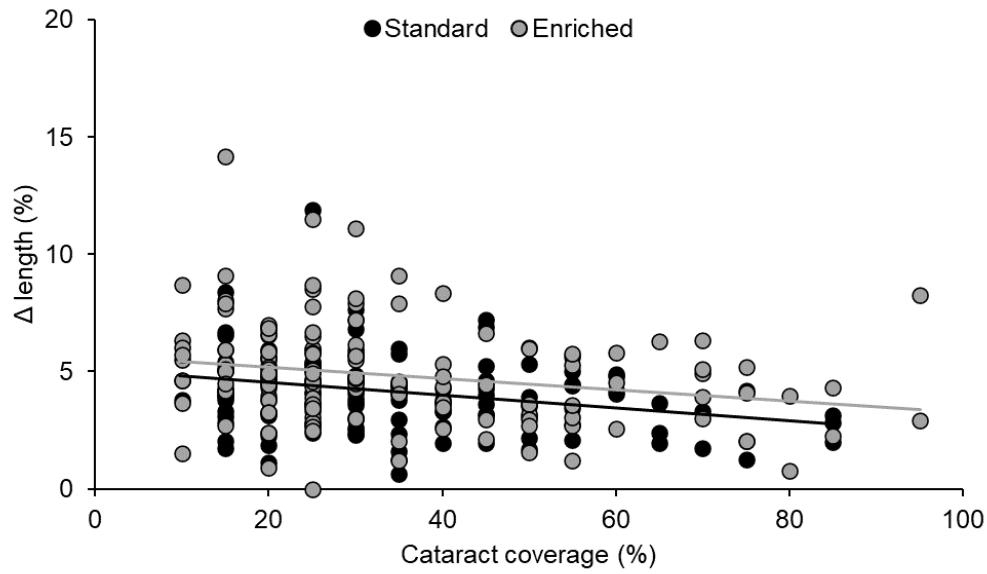


Figure S1. Relationship between eye cataract coverage caused by *Diplostomum pseudospathaceum*, and the percentage change in length in Atlantic salmon with standard and enriched rearing background in Experiment 1. The fitted lines are linear regressions to illustrate the direction of the relationships.

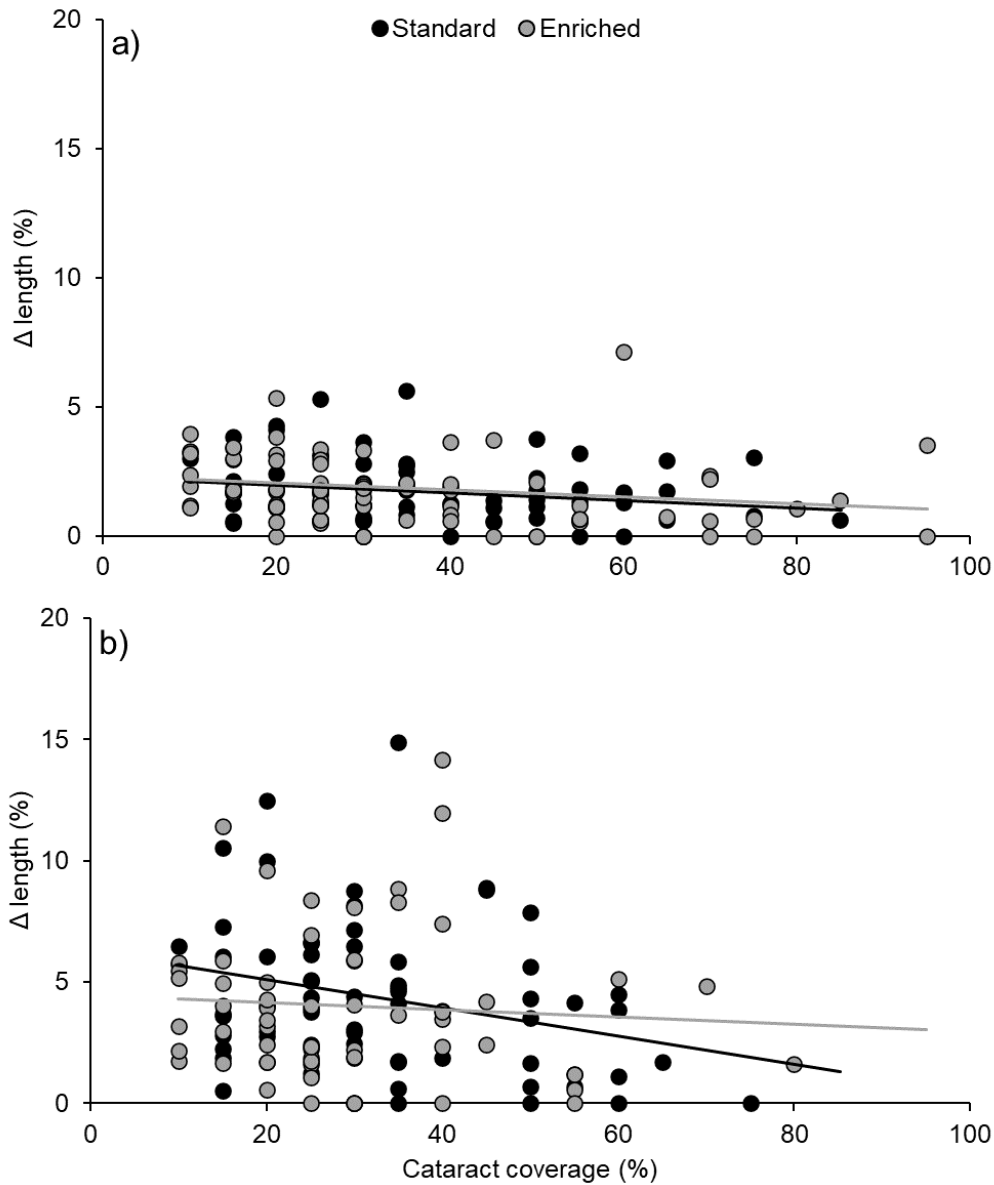


Figure S2. Relationships between eye cataract coverage caused by *Diplostomum pseudospathaceum*, and the percentage change in length in Atlantic salmon with standard and enriched rearing background in Experiment 2 in October 2017-March 2018 (panel a) and March-July 2018 (panel b). The fitted lines are linear regressions to illustrate the direction of the relationships.

