

This is a self-archived version of an original article. This version may differ from the original in pagination and typographic details.

Author(s): Margus, Aigi; Saifullah, Shahed; Kankare, Maaria; Lindström, Leena

Title: Fungicides modify pest insect fitness depending on their genotype and population

Year: 2023

Version: Published version

Copyright: © 2023 the Authors

Rights: CC BY 4.0

Rights url: <https://creativecommons.org/licenses/by/4.0/>

Please cite the original version:

Margus, A., Saifullah, S., Kankare, M., & Lindström, L. (2023). Fungicides modify pest insect fitness depending on their genotype and population. *Scientific Reports*, 13, Article 17879. <https://doi.org/10.1038/s41598-023-44838-5>



OPEN Fungicides modify pest insect fitness depending on their genotype and population

Aigi Margus [✉], Shahed Saifullah , Maaria Kankare  & Leena Lindström 

Fungicides are the most sold pesticide group, with an 8% increase in sales in Europe within the last decade. While adverse short-term fungicide effects on non-target insect species have been reported, the long-term effects and their impact on fitness are unclear. As the effects may depend on both the fungicide and the genetic background of the species, we investigated the effects of the commonly used fungicide, fluzinam, on the Colorado potato beetle's life history traits, and whether the effects were dependent on a previously characterized insecticide resistance mutation (S291G in *acetylcholinesterase-2* gene) in different populations. Our findings show that fungicide exposure can have both negative and positive, long-lasting effects on beetles, depending on the parental insecticide resistance status and population. In the Belchow population, individuals carrying resistance mutation had higher survival, but they produced offspring with lower egg-hatching rates. While, in the Vermont population, fungicide exposure increased the body mass and offspring quality in the beetles carrying resistance mutation but did not affect the beetles' survival. Our results suggest that commonly used fungicides can have both negative and positive effects on pest insects' life-history, however, their impact may differ depending on the population and parental genetic background.

Fungicides were the most sold group of agricultural pesticides (based on mass) in the European Union (EU) in 2020, and the amounts of fungicides sold annually in the EU have increased by 8% since 2011¹. Moreover, the globalisation of trade and environmental changes have intensified fungal disease dispersal² and simultaneously increased fungicide use. Fungicides are used to prevent fungal pathogen damage in all major crops³ and even organic farming depends on fungicide application⁴. Unlike other pesticides, fungicides are typically applied to target crops up to 10 times per season⁵. The increase in usage and the need for multiple applications have resulted in a growing concern about fungicide's effects on biota beyond fungi and calls for more studies⁶.

Fungicide effects extend beyond the target fungi, as there are reports on the adverse effects on non-target species are species that live in the crop fields^{7–11}. Studies using field-realistic concentrations of fungicides have reported toxic effects to several organisms, including beneficial pollinators, pest insects of the crops, as well as fish and other aquatic species in the lakes or rivers nearby the agricultural regions^{6,12,13}. Reported fungicide effects on non-target insect species can also be more subtle and sublethal effects have been reported for example in the Japanese beetle (*Popillia japonica* Newman; reduced hatching of eggs and increased larval mortality)¹⁴, and in the Colorado potato beetle (*Leptinotarsa decemlineata* Say; delayed larval development)^{15,16}. Studies have also suggested that exposure to fungicide (mancozeb) does rather manifest in later life stages, as delayed pupation and pupal mortality like in turnip moths (*Agrotis segetum* Denis & Schiffermüller)¹⁷. Moreover, exposed female turnip moths laid fewer eggs, which had some malformations (envelopes of nuclei were invaginated and swollen) suggesting that fungicide effects can carry over generations. In addition to effects on life-history traits, exposure to low concentrations of fungicides increased disease infections in bees, such as the *Nosema* caused by microsporidian parasites¹⁸ or increased the toxicity of the insecticides for bees¹⁹.

Not all non-target individuals are affected the same way by fungicides because of the variation among populations' genetic profiles²⁰ and the genetic background of the individuals^{10,15}. In agroecosystems, pest insects have been selected by insecticides, and resistance to these chemicals has resulted in many differences²¹, for example at the physiology (e.g. enzymatic activities) between resistant and susceptible individuals²². Therefore, individuals resistant to insecticides might be better at resisting also adverse fungicide effects if their ability to detoxify chemicals is higher in general. There is only one study which has directly compared how resistant and susceptible pest insect populations respond to fungicides¹⁶. In that study, fungicides were found to reduce larval survival and to delay larval development, but the effects were not related to insecticide resistance¹⁶.

Department of Biological and Environmental Science, University of Jyväskylä, P.O. Box 35, 40014 Jyväskylä, Finland.
✉ email: aigi.margus@jyu.fi

We investigated within- and transgenerational effects of larval exposure to a commonly used fungicide (fluzinam, product name Shirlan) on the Colorado potato beetle (*Leptinotarsa decemlineata*) that is a common pest in agroecosystems. The mode of action of fluzinam targets the respiration process in fungi and it is categorised by FRAC as an uncoupler of oxidative phosphorylation²³. This fungicide is used repeatedly against the late potato blight and thus the Colorado potato beetle is likely a non-target species for the fungicide. To investigate this further, we used two-by-two factorial design, where we aimed to assess how exposure to the fungicide and parental insecticide resistance background affect the beetle's fitness and survival (Fig. 1). First, we studied the direct effects of the fungicide on several fitness components, including short and long-term survival, adult body mass, and reproduction in two beetle populations (Vermont, US and Belchow, Poland). Both populations have the same resistant mutation (S291) in the *acetylcholinesterase-2* gene that has been associated with insecticide resistance to carbamate and organophosphate insecticides^{24,25}. Although the prevalence of this mutation is similar between the two populations (Fig. 2), the Vermont population survives 107-times higher concentrations of organophosphate and 20-times higher concentrations of carbamate insecticides than the Belchow population²² which could be either due to insecticide usage history or lower genetic variability among the European populations²⁶. Second, we tested whether insecticide resistance mutation affects the responses to the fungicides within the population. In other words, are homozygous-resistant (RR) individuals less resistant to fungicide exposure than heterozygous (RS) individuals (see materials and methods)? We genotyped the adult beetles for S291G mutation in the *acetylcholinesterase-2* gene²⁷ (Fig. 2) and hypothesize, based on earlier studies, that exposure to fungicide will have adverse effects on beetles life-history than those not exposed but the effects of fungicides should not be dependent on the insecticide background of the individuals¹⁶.

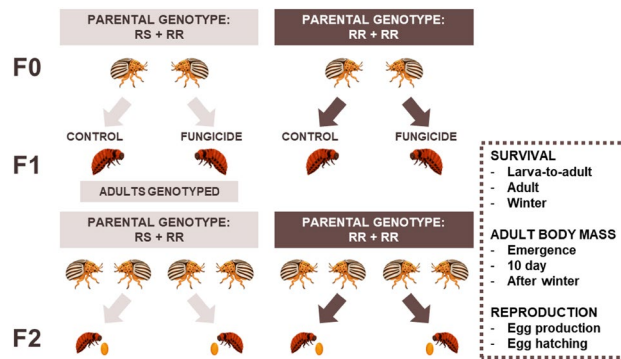


Figure 1. Experimental setup for testing how fungicide exposure affects the Colorado potato beetles depending on their parental resistance status and population (not shown on the figure). We genotyped and mated the individuals in the F0 generation, thereafter we mated the beetles according to their insecticide resistance status (*i.e.*, S291G mutation in the *acetylcholinesterase-2* gene). Beetles were either heterozygous (RS) or homozygous (RR) for that mutation. Their offspring (F1) were exposed to either control or fungicide treatment and thereafter, we measured their survival, body mass and reproduction (*i.e.*, production of the F2 generation). Beetle images are drawn by Janna Ratavaara.

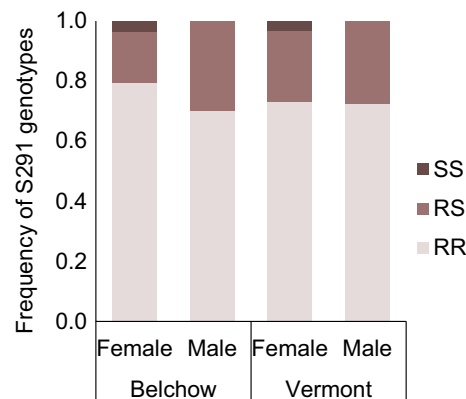


Figure 2. Frequency of genotypes for the organophosphate resistance associated mutation S291G in the *acetylcholinesterase-2* gene in the female and male Colorado potato beetles in two populations (Belchow and Vermont). SS—homozygous susceptible, lacking the mutation, RS—heterozygous, RR—homozygous for the organophosphate resistance-associated mutation.

Results

Fungicide and parental genotype effects on survival

Fluazinam-based fungicide exposure reduced larva-to-adult survival by 18% in the Belchow population compared to the control group, while there were no significant effects observed in the Vermont population (Table 1; Fig. 3A). This suggests that individuals from the Belchow population are more sensitive to fungicide exposure than individuals from the Vermont population. Furthermore, in the Belchow population, parents with resistance mutation produced offspring with 13% lower larva-to-adult survival than parents with mixed genotypes (Table 1, Fig. 3A). Fungicide exposure did not affect before diapause survival, but it had an interaction effect with parental genotype on the winter survival (= overwintering) (Table 1, Fig. 3B). Specifically, individuals from RR parents had 15% higher winter survival, and individuals from RS parents had 6% lower survival when exposed to fungicide than the control group in the Belchow population (Table 1, Fig. 3B). In contrast, in the Vermont population fungicide exposure, parental genotype or their interaction did not affect larva-to-adult, before diapause, or winter survival significantly (Table 1, Fig. 3).

Fungicide and parental genotype effects on the body mass

Fungicide exposure and parental genotype affected the female emergence and overwintering adult body mass in the Belchow population but these differences disappeared over winter (Table 2, Fig. 4). Specifically, female beetles that descended from RR parents and were exposed to fungicide had higher emergence body mass (+ 7 mg) than those from the control group. In contrast, females descending from the RS parents exposed to fungicide had lower emergence body mass (− 18 mg) than those from the control group (Table 2; Fig. 4). However, this fungicide-parental genotype interaction effect disappeared before diapause in the Belchow population. Nonetheless, the parental genotype effect persisted, with females from RR parents having higher before winter mass (+ 21 mg) than females from the RS parents (Table 2; Fig. 4), though these positive effects disappeared again after winter diapause. In addition, we found no significant fungicide exposure, parental genotype, or their interaction effects on male body mass in the Belchow population (Table 2; Fig. 4).

Population	Model	Larva-to-adult survival		Before diapause survival		Winter survival	
		Wald χ^2	p	Wald χ^2	p	Wald χ^2	p
Belchow	parental genotype	5.22	0.022	0	0.999	2.18	0.139
	fungicide exposure	10.40	0.001	0	0.999	1.65	0.199
	parental genotype* fungicide exposure	0.06	0.808	0	0.999	4.00	0.046
Vermont	parental genotype	1.36	0.244	<0.01	0.936	0.33	0.566
	fungicide exposure	0.96	0.328	0.21	0.646	1.62	0.204
	parental genotype* fungicide exposure	0.50	0.480	0.19	0.663	0.02	0.877

Table 1. Fungicide exposure, parental insecticide resistance genotype (RR/RS), and their interaction affect the survival (larva-to-adult, within 10 days before diapause, and winter survival) of the Colorado potato beetle, from Belchow and Vermont populations. For statistics, parents were either homozygous (RR) or heterozygous (RS) for the S291G mutation in the *acetylcholinesterase-2* gene. Significant results ($p < 0.05$) are shown in bold.

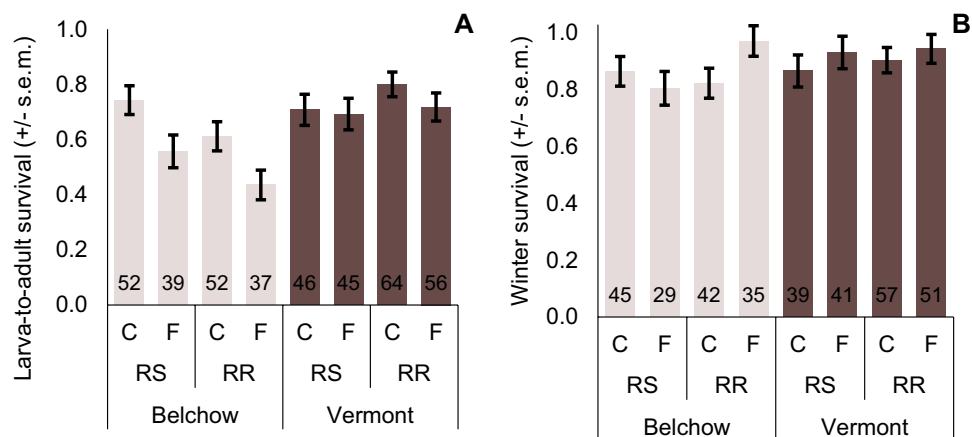


Figure 3. (A) Larva-to-adult and (B) winter survival (+/- s.e.m.) in Belchow and Vermont populations. Fungicide exposure significantly reduces larva-to-adult survival in the Belchow population. RS marks the heterozygous and RR homozygous families for the S291G point mutation in the *acetylcholinesterase-2* gene. C marks for control and F for fluazinam fungicide treatment. Numbers in the column base show the sample size of the survived individuals.

Population	Sex	Model	Emergence mass		Before winter mass		After winter mass	
			F _{df}	p	F _{df}	p	F _{df}	p
Belchow	♀	parental genotype	12.8 _{1,90}	<0.001	12.6 _{1,88}	<0.001	3.6 _{1,77}	0.062
		fungicide exposure	1.5 _{1,90}	0.228	2.8 _{1,88}	0.099	1.7 _{1,77}	0.194
		parental genotype* fungicide exposure	8.3 _{1,90}	0.005	2.6 _{1,88}	0.110	2.1 _{1,77}	0.156
		family	1.7 _{1,90}	0.199	0.3 _{1,88}	0.569	1.3 _{1,77}	0.257
	♂	parental genotype	2.6 _{1,80}	0.108	0.9 _{1,75}	0.354	2.2 _{1,64}	0.146
		fungicide exposure	0.5 _{1,80}	0.471	<0.01 _{1,75}	0.963	0.5 _{1,64}	0.461
		parental genotype* fungicide exposure	1.1 _{1,80}	0.466	0.3 _{1,75}	0.613	1.4 _{1,64}	0.237
		family	1.0 _{1,80}	0.324	0.8 _{1,75}	0.361	3.7 _{1,64}	0.059
Vermont	♀	parental genotype	5.0 _{1,100}	0.027	14.9 _{1,99}	<0.001	9.3 _{1,91}	0.003
		fungicide exposure	0.4 _{1,100}	0.530	1.1 _{1,99}	0.288	0.2 _{1,91}	0.676
		parental genotype* fungicide exposure	4.6 _{1,100}	0.034	7.2 _{1,99}	0.008	8.6 _{1,91}	0.004
		family	0.3 _{1,100}	0.615	9.0 _{1,99}	0.003	2.7 _{1,91}	0.101
	♂	parental genotype	6.6 _{1,101}	0.011	1.0 _{1,95}	0.308	4.8 _{1,87}	0.031
		fungicide exposure	12.1 _{1,101}	<0.001	10.2 _{1,95}	0.002	7.8 _{1,87}	0.006
		parental genotype* fungicide exposure	1.1 _{1,101}	0.287	0.2 _{1,95}	0.636	0.08 _{1,87}	0.774
		family	0.2 _{1,101}	0.659	0.7 _{1,95}	0.411	4.0 _{1,87}	0.048

Table 2. Fungicide exposure, parental insecticide resistance genotype (RS/RR), and their interaction affect the female and male body mass (emergence, before winter, and after winter) of the Colorado potato beetles, from Belchow and Vermont populations. Parents were either homozygous (RR) or heterozygous (RS) for the S291G mutation in the *acetylcholinesterase-2* gene. Significant results ($p < 0.05$) are shown in bold.

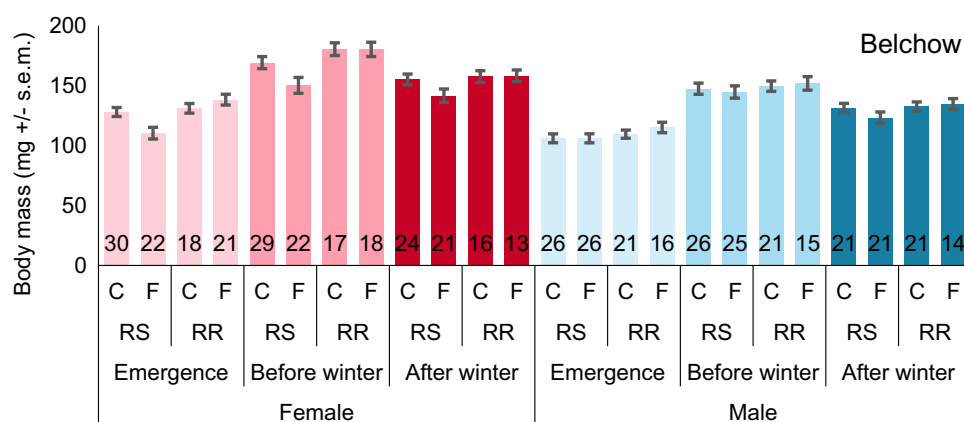


Figure 4. Body mass at different stages (mg +/- s.e.m.; emergence, before winter, and after winter) for female (red) and male (blue) beetles in Belchow population. RS marks the mixed and RR resistant families. C marks for control and F for fluazinam fungicide treatment. Numbers in the column base show the sample sizes.

In the Vermont population, we observed that fungicide exposure and parental genotype had an interactive effect on female body mass that remained from emerged adults until diapause termination (after winter-diapause; Table 2, Fig. 5), suggesting that fungicide effects are long-term and could be carried over to the next generation. For example, females from RR parents exposed to fungicide had, throughout, a slightly higher body mass (+6 mg) than those from the control group. In comparison, females from RS parents exposed to the fungicide had lower body mass (-11 mg) than those from the control group (Table 2, Fig. 5). We found the main effects of fungicide exposure and parental genotype on the male body mass instead of the interactive effect. Fungicide exposed males had significantly lower body mass at all time points (-12, -14, and -11 mg) than those from the control group (Table 2; Fig. 5). In addition, males descending from RR parents had higher emergence (+9 mg) and higher after winter (+9 mg) body mass than the males from RS parents (Table 2; Fig. 5).

Fungicide and parental genotype effects on reproduction (i.e., egg production and hatching)

Fungicide exposure, parental genotype, or their interaction did not affect egg production in the investigated populations (Table 3). Nevertheless, we identified a significant fungicide-parental genotype interaction effect on egg hatching in both populations (Table 3; Fig. 6). In the Belchow population, RR individuals exposed to the fungicide laid eggs with a 6% lower hatching rate and individuals from RS families with 3% lower hatching rate

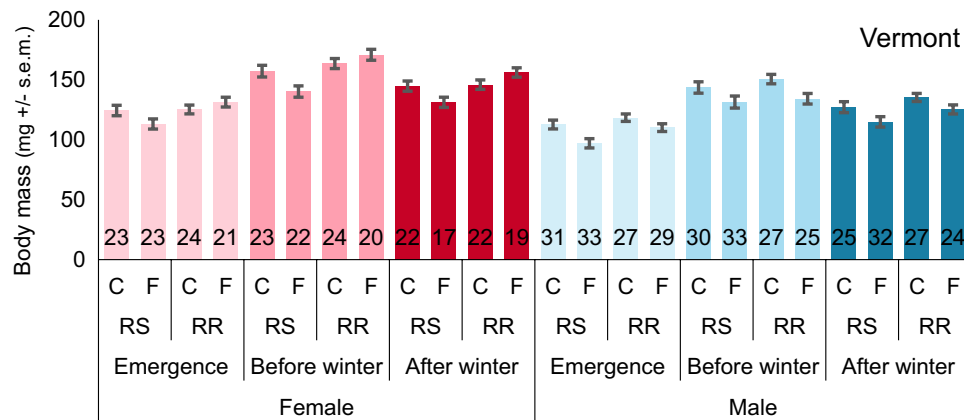


Figure 5. Body mass at different stages (+/- s.e.m.: emergence, before winter, and after winter) for female (red) and male (blue) beetles in Vermont population. RS marks the mixed and RR resistant families. C marks for control group and F marks for fluazinam fungicide group. Numbers in the column base show the sample sizes.

Measured trait	Population	Model	Wald χ^2	p
Egg production	Belchow	parental genotype	0.05	0.824
		parental fungicide exposure	0.005	0.943
		parental genotype* parental fungicide exposure	0.16	0.689
		egg batches	9.97	0.002
		maternal after winter weight	0.26	0.608
	Vermont	parental genotype	0.02	0.904
		parental fungicide exposure	0.07	0.788
		parental genotype* parental fungicide exposure	0.09	0.763
		egg batches	0.93	0.335
		maternal after winter weight	0.20	0.659
Egg hatching	Belchow	parental genotype	51.45	<0.001
		parental fungicide exposure	28.76	<0.001
		parental genotype* parental fungicide exposure	3.89	0.049
		egg batches	5.17	0.023
		maternal body mass	3.76	0.052
	Vermont	parental genotype	3.00	0.083
		parental fungicide exposure	11.22	<0.001
		parental genotype* parental fungicide exposure	25.57	<0.001
		egg batches	5.52	0.019
		maternal body mass	9.48	0.002

Table 3. Parental fungicide exposure, parental insecticide resistance genotype (RR/RS), and their interaction do not affect egg production but affect egg hatching within 30 days, in the Colorado potato beetles, from Belchow and Vermont populations. Parents were either homozygous (RR) or heterozygous (RS) for the S291G mutation in the *acetylcholinesterase-2* gene. Significant results ($p < 0.05$) are shown in bold. Parents were either homozygous (RR) or heterozygous (RS) for the S291G mutation in the *acetylcholinesterase-2* gene. Significant results ($p < 0.05$) are shown in bold.

than the control group (Table 3; Fig. 6). In the Vermont population, parental fungicide exposure increased egg hatching by 2% among the RR families, while it decreased by 8% among RS families compared to the control group (Table 3; Fig. 6). These results suggest that fungicide exposure effects depend on the parental genotype and can have minor adverse effects on reproduction and thus affect long-term population dynamics.

Discussion

Fungicides are the most used pesticides in the European Union¹ and European food production depends on them. Nevertheless, their ecological effects have been overlooked compared to other pesticides⁶. Here we show that fluazinam-based fungicide exposure has long-term and transgenerational consequences on two different Colorado potato beetle populations and that these effects depend on the individuals' parental insecticide resistance background. We found that larval fungicide exposure does not cause immediate effects on survival but has

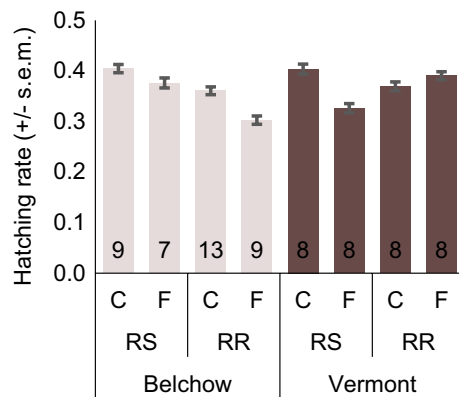


Figure 6. Egg hatching rate (+/– s.e.m.) in Belchow and Vermont population. RS marks the mixed and RR resistant families. C marks for control and F for fluazinam fungicide treatment. Numbers in the column base show the number of families.

long-term life-history consequences on survival at the adult stage, adult body mass, and even on reproduction (egg hatching), depending on population and parental insecticide resistance status. In the Belchow population, we found that fluazinam exposure led to higher larva-to-adult mortality yet caused more resistant individuals to survive better with costs on reducing their offspring quality (egg hatching). However, fungicide exposure did not reduce the survival in the Vermont population but had parental genotype-specific effects on the adult body mass and reproduction. In other words, females descending from RR parents benefitted from the fungicide exposure: they were bigger and produced eggs with higher hatching rates than those not exposed. Females descending from RS parents suffered from fungicide exposure: they had lower adult body mass and produced eggs with lower hatching rates. We found similarly to previous studies, that fungicide exposure does not result in short term lethal effects, but importantly when we studied the effects further, we found instead of commonly found negative effects^{7,8} also some positive effects, depending on the individuals' parental insecticide background and population.

Previous studies have found that fungicides are considered either harmless based on short-term toxicity tests but can have harmful delayed effects on insects such as cherry-oat aphid (*Rhopalosiphum padi* L.)⁸ and honeybees (*Apis mellifera* L.)^{7,11,28}. Therefore, the idea that fungicide exposure can have positive fitness effects on the insect population is intriguing. In our study, positive effects were most apparent in the individuals exposed to fungicide and descended from RR parents. Since the Colorado potato beetle is known to be very resistant to different pesticides^{29–31} it can lead to a phenomenon called cross-resistance where resistance to insecticides can increase tolerance to other pesticides/xenobiotics such as fungicides²⁰. Alternatively, positive effects could be induced by the hormetic effects of fungicides. Previous studies on the Colorado potato beetle have identified that fungicides induce similar genetic detoxification mechanisms as insecticides^{10,15}. For example, both chlorothalonil and boscalid based fungicide exposure induced phenotypic, enzymatic, and expressional responses in the Colorado potato beetle, which correlated with known mechanisms of insecticide resistance¹⁵. We have found earlier that exposure to fluazinam-based fungicide (Shirlan) downregulated the *uridine diphosphate glycoronosyl-transferase 1 (UDP)* gene¹⁰, which is associated with the metabolic detoxification of insecticides^{15,32}. It also upregulated the expression of the *acetylcholinesterase-1* gene which is target site of the carbamate and organophosphate insecticides²² and the activity of cytochrome P450 which is a common enzyme group involved in metabolic detoxification^{33,34}. Hormetic effects stimulated by insecticides³⁵ and their possible mechanisms have been reviewed widely³⁶. Yet, whether changes in gene expression could lead also to positive transgenerational effects of fungicides and its possible interactive effects with insecticides, should be confirmed in future studies in other organisms using several populations and resistant backgrounds. Our results showing that fungicide exposure can have positive fitness effects and select for insecticide resistance in a pest insect are worrying. Positive effects can give rise to pest outbreaks and contribute to the pesticide treadmill. This could partly explain why Brevik et al.³⁰ found that the Colorado potato beetle can evolve resistance nowadays in less than 20 generations, while in 1910 it still took 120 generations.

We also found that the two investigated populations differed in their response to the fungicides. The positive effects in the Belchow could stem from the selection by fungicides on the larva-to-adult survival, while the positive effects in the Vermont population possibly stem from the hormetic effects of the fungicides. This could be because the role of this single mutation differs within the two populations. In Belchow single mutation is likely very important in tolerating the insecticides, while in Vermont, it is linked to other mutations that might play more important role²². The fact that populations differ is not surprising, yet these effects are often not studied. Population level differences could depend on several factors such as insecticide resistance background, fungicide exposure history, geographical history, as well as genetic or fitness level differences between populations. We suggest that the population level differences come mainly from the differences in the insecticide resistance background as like we discussed before, fungicides have been reported to induce insecticide like effects on this species^{10,15} and hence it is likely that more resistant population is less sensitive. Based on previous studies, these populations are known to differ significantly in their resistance to organophosphate and carbamate

insecticides²² and glyphosate-based herbicide³⁷. Alternatively, population level differences could be also caused by the differences in the genetic variability^{26,38}. Higher genetic variability could contribute to the adaptation to different pesticides. Indeed, we show that the less variable Belchow population³⁸ is more sensitive to the fungicide exposure, which could be due to disability to adapt to exposures. Here, we think that fungicide application history is not likely affecting the population level difference because fungicides are used more in the European countries than in the USA^{1,6}.

Our study is not without limitations, first, we were only able to compare individuals that were either homozygous resistant (RR) or heterozygous (RS) for the S291G mutation, and we were lacking the homozygous susceptible (SS) individuals from the study. Based on the current study (Fig. 2) as well as earlier studies, the susceptible individuals are very rare in these particular populations, but also in other beetle populations^{22,38}. Moreover, even though we are missing the susceptible individuals from the mated pairs, we think that our study is therefore more realistic, as the used genotypes are also more common in the agricultural fields. Second, we conducted the study in laboratory, which allowed us to clearly identify the fungicide effects, as all the other factors were the same for two treatment groups and populations. However, in future, these positive effects that we found in the laboratory conditions should be tested in the field conditions because they can interact in a synergistic or antagonistic way with other variables, such as climate or insecticide application. Finally, we treated the beetles with fungicides only once during the larval stage, while in the field Shirlan fungicide can be applied up to 8 times according to the manufacturers' recommendations with 7- to 14-day intervals and the short interval (*i.e.*, 7 days) is recommended only when the blight is widely spread in the field. Therefore, the long-term effects of multiple exposure could be studied further. Though, for the beetle these might not be that relevant, as its development time from egg to larva under lab conditions is *ca* 11–14 days (Margus, personal observations), which suggests that they are likely exposed to the Shirlan fungicide only once during the larval period.

Conclusions

Taken together, our findings demonstrate that fungicide exposure can have both negative and positive long-lasting effects on the non-target insect species, depending on population and the presence of insecticide resistance mutation, underlining that the effects of fungicide on non-target species may be difficult to predict. Negative effects of fungicide exposure include increased larva-to-adult mortality and reduced size in individuals from RS parents. Thus, the fungicide exposure may inadvertently lead to higher frequency of insecticide resistance at the population level. Conversely, we also observed positive long-term effects, such as increased body mass in females descending from RR parents. Heavier individuals in turn survive better during winter and usually produce more offspring. The positive transgenerational effects of fungicide treatment on the fitness of a pest species could contribute to the pest outbreaks and explain pesticide treadmill and hence all agrochemicals should be considered together in the management strategies.

Materials and methods

Study species

We used the laboratory population of the Colorado potato beetles initially collected from Vermont (44° 43' N, 73° 20' W), USA and Belchow (52° 01' N, 20° 34' E), Poland, in 2010. Since then, the beetles have been mated and reared under laboratory conditions using controlled climate chambers (detailed rearing conditions described in^{39,40}). We conducted the experiments in the summer of 2020 after the 9th beetle generation. As the main pest of potato, the beetle is the most common non-target pest of fungicides used in the potato field to control potato blight making it an excellent species to study fungicide effects. For example, early blight (*Alternaria solani* Sorauer) and late blight (*Phytophthora infestans* (Mont.) de Bary) diseases can be treated with fungicides approximately seven times during the summer, while the beetle is treated with insecticides only three times annually⁴¹.

Genotyping adults for S291G mutation in the *acetylcholinesterase-2* gene

At the beginning of the experiment, we determined the beetles' insecticide resistance status. We genotyped individuals for S291G mutation in the *acetylcholinesterase-2* gene, which is associated with resistance to organophosphate and carbamate insecticides^{24,27}. First, we extracted DNA from the hindwing with Qiagen DNeasy (Qiagen, Germany) tissue kit reagents and a Kingfisher magnetic particle processor. Then we Sanger sequenced the mutation using primers obtained from Clark et al.²⁷. Next, we determined the resistance status of the beetles based on the non-synonymous serine to a glycine point mutation at site 291 (*i.e.* S291G)²⁷. Based on the mutation, individuals were either homozygous resistant (RR), heterozygous resistant (RS), or homozygous susceptible (SS) if they lacked the mutation (Fig. 2).

Experimental setup and fungicide exposure

After genotyping, we randomly mated the females with unrelated males within the population based on their resistance status (see experimental setup Fig. 1). The RR group contained families where both female and male beetles were homozygous resistant for the S291G mutation. Due to the lack of susceptible individuals and a low number of heterozygote individuals (Fig. 2), in the RS group families, we mated heterozygous beetles with homozygous resistant beetles. We observed the mated pairs, fed the adults, and collected their eggs every other day. Egg hatching was checked daily. We exposed the larvae from each family to fungicide or control treatment. As a fungicide treatment, we used the highest field-related concentration of fluazinam-based fungicide Shirlan (Syngenta Crop Protection AG, Switzerland) that is recommended by the manufacturer in Finland (0.4 l/ha), and dH₂O as control¹⁰. We divided 20 to 30 larvae from the same family into control and fungicide treatment. For the exposure, we pipetted 1 µl of the fungicide solution (0.66 mg/l of fluazinam) or water on the back of the larva. Each larva was exposed once to the fungicide, kept on Petri dishes for 72 h to check their survival, and fed

daily with fresh potato leaves (variety Challenger). After 72 h of exposure, we transferred the larvae to the fully-grown potato plants to allow them to feed and pupate in the soil. We placed the potato plants in the controlled growth chamber (FH-1300, HiPoint, Taiwan) using constant 23 °C and long day conditions of 18 h of light (with 2 h of dim light) and 6 h of dark. After pupation, we recorded larva-to-adult survival and measured their body mass with a scale (AM100, Mettler, Columbus, OH, USA). Newly emerged adults were transferred into short day conditions of 12 h of light (with 2 h of dim light) and 12 h of dark to induce winter diapause⁴². Each newly emerged adult was placed on a Petri dish separately and fed *ab libitum* with potato leaves until diapause. After ten days of feeding, we weighed the individuals again and moved them to plastic jars containing soil for overwintering. Jars were transferred to 23, 20, 15, and 10 °C with two-week intervals and finally kept at 5 °C, in constant darkness during the winter for ca 9 months.

In the following spring, we increased the temperature gradually by five degrees, from an initial 5 °C to a final 23 °C, in two-weeks intervals to induce diapause termination in the beetles in June. Once beetles emerged from the soil, we weighed and moved them to Petri dishes, where they were fed *ad libitum* with fresh potato leaves and stems. Beetles were kept at 23 °C in long-day conditions to allow them to regain their fat reserves and were genotyped for the S291G mutation during 23–49 days, after which we mated the second generation. We genotyped the individuals only from the RS genotype families. The second-generation families consisted of females randomly mated with unrelated males within the population: RR group consisted of families where both female and male were homozygous resistant for the S291G mutation, and the RS group (see sample sizes in Fig. 2) consisted of families where males were heterozygous and females homozygous resistant because of the low numbers of heterozygous females. We observed mated pairs every other day, fed the adults, and collected their eggs. To study the effects of fungicide exposure on reproduction, we counted the number of eggs and hatched larvae within 30 days of the first egg-laying date.

Statistical analysis

We analysed the data with the IBM SPSS Statistics version 26.0 (Armonk, NY, IBM Corp) program for two populations separately. Survival (dead/alive) was analysed with a binary logistic generalised linear model. Survival at different life stages was set as a dependent variable, and fungicide treatment, genotype, and their interaction were set as predicting factors. Differences in body mass (mg) was analysed for two population and sexes separately with ANCOVA, where fungicide treatment and genotype were set as fixed variables and family was included as a covariate. Egg production (number of eggs) was analysed with the negative-binomial regression model, and egg hatching (hatched/did not hatch) was analysed with the binary logistic regression model. We used the same explanatory variables for both responses: fungicide treatment, parental genotype, and their interactions as fixed factors and after winter weight of the mother and number of egg batches as covariates. See the descriptive characteristics of the study groups (Supplementary Table 1).

Data availability

The datasets analysed in the current study are available in the JYX Digital Repository (<https://jyx.jyu.fi/>).

Received: 28 April 2023; Accepted: 12 October 2023

Published online: 19 October 2023

References

1. Eurostat. Statistics | Eurostat. https://ec.europa.eu/eurostat/databrowser/view/aei_fm_salpest09/default/table?lang=en (2022).
2. Fisher, M. C. *et al.* Emerging fungal threats to animal, plant and ecosystem health. *Nature* **484**, 186–194 (2012).
3. Eurostat. *The use of plant protection products in the European Union, data 1992–2003*. (2007).
4. Lázaro, E., Makowski, D. & Vicent, A. Decision support systems halve fungicide use compared to calendar-based strategies without increasing disease risk. *Commun. Earth Environ.* **2**, 224 (2021).
5. Reilly, T. J., Smalling, K. L., Orlando, J. L. & Kuivila, K. M. Occurrence of boscalid and other selected fungicides in surface water and groundwater in three targeted use areas in the United States. *Chemosphere* **89**, 228–234 (2012).
6. Köhler, H.-R. & Triebkorn, R. Wildlife ecotoxicology of pesticides: Can we track effects to the population level and beyond?. *Science* **341**, 759–765 (2013).
7. Belsky, J. & Joshi, N. K. Effects of fungicide and herbicide chemical exposure on Apis and Non-Apis Bees in agricultural landscape. *Front. Environ. Sci.* **8**, 81 (2020).
8. Chirgwin, E. *et al.* Fungicides have transgenerational effects on *Rhopalosiphum padi* but not their endosymbionts. *Pest Manag. Sci.* **78**, 4709–4718 (2022).
9. Cullen, M. G., Thompson, L. J., Carolan, J. C., Stout, J. C. & Stanley, D. A. Fungicides, herbicides and bees: A systematic review of existing research and methods. *PLoS ONE* **14**, 5743 (2019).
10. Saifullah, S., Margus, A., Kankare, M. & Lindström, L. Repeated exposure of fluazinam fungicides affects gene expression profiles yet carries no costs on a nontarget pest. *Insect Science* **n/a**, (2022).
11. Tadei, R., Menezes-Oliveira, V. B. & Silva-Zacarin, E. C. M. Silent effect of the fungicide pyraclostrobin on the larval exposure of the non-target organism Africanized Apis mellifera and its interaction with the pathogen Nosema ceranae in adulthood. *Environ. Pollut.* **267**, 115622 (2020).
12. Elskus, A. *Toxicity, sublethal effects, and potential modes of action of select fungicides on freshwater fish and invertebrates: U.S. Geol. Surv.* (2012).
13. Zubrod, J. P. *et al.* Fungicides: An overlooked pesticide class?. *Environ. Sci. Technol.* **53**, 3347–3365 (2019).
14. Obear, G. R., Adesanya, A. W., Liesch, P. J., Williamson, R. C. & Held, D. W. Fungicides affect Japanese beetle *Popillia japonica* (Coleoptera: Scarabaeidae) egg hatch, larval survival and detoxification enzymes. *Pest Manag. Sci.* **72**, 966–973 (2016).
15. Clements, J. *et al.* Agricultural fungicides inadvertently influence the fitness of Colorado potato beetles, *Leptinotarsa decemlineata*, and their susceptibility to insecticides. *Sci. Rep.* **8**, 13282 (2018).
16. Patterson, M. & Alyokhin, A. Survival and development of Colorado potato beetles on potatoes treated with phosphite. *Crop Protect.* **61**, 38–42 (2014).
17. Adamski, Z., Krawiec, J. & Markiewicz, E. Effect of dithiocarbamate fungicide mancozeb on development, reproduction and ultrastructure of fat body of agrotis segetum moths. *Karaelmas Sci. Eng. J.* **7**, 7–16 (2011).

18. Pettis, J. S. *et al.* Crop pollination exposes honey bees to pesticides which alters their susceptibility to the gut pathogen *Nosema ceranae*. *PLoS One* **8**, e70182 (2013).
19. Goulson, D., Nicholls, E., Botías, C. & Rotheray, E. L. Bee declines driven by combined stress from parasites, pesticides, and lack of flowers. *Science* **347**, 1255957 (2015).
20. Péllissié, B. *et al.* Genome resequencing reveals rapid, repeated evolution in the Colorado potato beetle. *Mol. Biol. Evol.* **39**, msac016 (2022).
21. R4P Network. Monitoring systems for resistance to plant protection products across the world: Between redundancy and complementarity. *Pest Manag. Sci.* **77**, 2697–2709 (2021).
22. Margus, A. *et al.* Sequence variation and regulatory variation in acetylcholinesterase genes contribute to insecticide resistance in different populations of *Leptinotarsa decemlineata*. *Ecol. Evol.* **11**, 15995–16005 (2021).
23. FRAC | Home. <https://www.frac.info/>.
24. Zhu, K. Y. & Clark, J. M. Validation of a point mutation of acetylcholinesterase in Colorado potato beetle by polymerase chain reaction coupled to enzyme inhibition assay. *Pestic. Biochem. Physiol.* **57**, 28–35 (1997).
25. Kim, H. J., Yoon, K. S. & Clark, J. M. Functional analysis of mutations in expressed acetylcholinesterase that result in azinphosmethyl and carbofuran resistance in Colorado potato beetle. *Pestic. Biochem. Physiol.* **88**, 181–190 (2007).
26. Grapputo, A., Boman, S., Lindström, L., Lyytinen, A. & Mappes, J. The voyage of an invasive species across continents: Genetic diversity of North American and European Colorado potato beetle populations: Genetic diversity of Colorado potato beetles. *Mol. Ecol.* **14**, 4207–4219 (2005).
27. Clark, J. M., Lee, S. H., Kim, H. J., Yoon, K. S. & Zhang, A. DNA-based genotyping techniques for the detection of point mutations associated with insecticide resistance in Colorado potato beetle *Leptinotarsa decemlineata*. *Pest. Manag. Sci.* **57**, 968–974 (2001).
28. Schuhmann, A., Schmid, A. P., Manzer, S., Schulte, J. & Scheiner, R. Interaction of insecticides and fungicides in bees. *Front. Insect Sci.* **1**, 808335 (2022).
29. Alyokhin, A., Baker, M., Mota-Sanchez, D., Dively, G. & Grafius, E. Colorado potato beetle resistance to insecticides. *Am. J. Pot. Res.* **85**, 395–413 (2008).
30. Brevik, K., Schoville, S. D., Mota-Sanchez, D. & Chen, Y. H. Pesticide durability and the evolution of resistance: A novel application of survival analysis: Pesticide durability and the evolution of resistance: A novel application of survival analysis. *Pest. Manag. Sci.* **74**, 1953–1963 (2018).
31. Sparks, T. C. & Nauen, R. IRAC: Mode of action classification and insecticide resistance management. *Pesticide Biochem. Physiol.* **121**, 122–128 (2015).
32. Kaplanoglu, E. Multi-gene resistance to neonicotinoids in the Colorado potato beetle, *Leptinotarsa decemlineata*. *Electronic Thesis and Dissertation Repository* (2017).
33. Li, X., Schuler, M. A. & Berenbaum, M. R. Molecular mechanisms of metabolic resistance to synthetic and natural xenobiotics. *Annu. Rev. Entomol.* **52**, 231–253 (2007).
34. Feyerisen, R. Insect CYP Genes and P450 Enzymes. in *Insect Molecular Biology and Biochemistry* 236–316 (Elsevier, 2012). <https://doi.org/10.1016/B978-0-12-384747-8.10008-X>.
35. Cutler, G. C. *et al.* Hormesis and insects: Effects and interactions in agroecosystems. *Sci. Total Environ.* **825**, 153899 (2022).
36. Rix, R. R. & Cutler, G. C. Review of molecular and biochemical responses during stress induced stimulation and hormesis in insects. *Sci. Total Environ.* **827**, 154085 (2022).
37. Rainio, M. J., Margus, A., Lehmann, P., Helander, M. & Lindström, L. Effects of a glyphosate-based herbicide on survival and oxidative status of a non-target herbivore, the Colorado potato beetle (*Leptinotarsa decemlineata*). *Comp. Biochem. Physiol. Part C: Toxicol. Pharmacol.* **215**, 47–55 (2019).
38. Piironen, S. *et al.* Pre-invasion history and demography shape the genetic variation in the insecticide resistance-related acetylcholinesterase 2 gene in the invasive Colorado potato beetle. *BMC Evol. Biol.* **13**, 13 (2013).
39. Lehmann, P. Eco-physiological aspects of adaptation to seasonal environments: the latitudinal range expansion of the Colorado potato beetle across Europe. *Jyväskylän Stud. Biol. Environ. Sci.* (2013).
40. Margus, A. Adaptation to stressful environments: invasion success of the Colorado potato beetle (*Leptinotarsa decemlineata*). *JYU Dissertations* (2018).
41. Guenther, J. F., Wiese, M. V., Pavlista, A. D., Sieczka, J. B. & Wyman, J. Assessment of pesticide use in the U.S. potato industry. *Am. J. Potato Res.* **76**, 25–29 (1999).
42. Lehmann, P. *et al.* Photoperiodic effects on diapause-associated gene expression trajectories in European *Leptinotarsa decemlineata* populations: Prediapause gene expression trajectories. *Insect Mol. Biol.* **23**, 566–578 (2014).

Acknowledgements

The authors would like to thank Aada Väliisaari, Ivana Bilkova, Emmi Räsänen, Kati Kivisaari and Susanne Varjola for their help with rearing the beetles and extracting DNA. We also thank Sari Viinikainen and Elina Virtanen for their advice when genotyping the beetles. Finally, we thank Janna Ratavaara for drawing the beetle pictures for the Fig. 1. The potato beetle is a quarantine species in Finland; therefore, the experiment was performed under a license (4315/04.00.05.01.01/2021). We cultivated potato plants from certified seeds produced in Finland, thus complying with Finnish legislation. This study was supported by the Finnish Cultural Foundation and the Academy of Finland (Grant Nr. 308302 to Leena Lindström and 322980 to Maaria Kankare).

Author contributions

All authors designed the experiment; S.S. performed the experiments with help from M.K. and A.M.; A.M. analyzed the data. A.M. wrote the paper with input from all authors. All authors discussed the results and commented on the manuscript.

Competing interests

The authors declare no competing interests.

Additional information

Supplementary Information The online version contains supplementary material available at <https://doi.org/10.1038/s41598-023-44838-5>.

Correspondence and requests for materials should be addressed to A.M.

Reprints and permissions information is available at www.nature.com/reprints.

Publisher's note Springer Nature remains neutral with regard to jurisdictional claims in published maps and institutional affiliations.



Open Access This article is licensed under a Creative Commons Attribution 4.0 International License, which permits use, sharing, adaptation, distribution and reproduction in any medium or format, as long as you give appropriate credit to the original author(s) and the source, provide a link to the Creative Commons licence, and indicate if changes were made. The images or other third party material in this article are included in the article's Creative Commons licence, unless indicated otherwise in a credit line to the material. If material is not included in the article's Creative Commons licence and your intended use is not permitted by statutory regulation or exceeds the permitted use, you will need to obtain permission directly from the copyright holder. To view a copy of this licence, visit <http://creativecommons.org/licenses/by/4.0/>.

© The Author(s) 2023