

JYX



This is a self-archived version of an original article. This version may differ from the original in pagination and typographic details.

Author(s): ALICE Collaboration

Title: Measurement of the production of (anti)nuclei in p–Pb collisions at $\sqrt{s_{NN}} = 8.16$ TeV

Year: 2023

Version: Published version

Copyright: © 2023 European Organization for Nuclear Research. Published by Elsevier B.V. Fu


Rights: CC BY 4.0

Rights url: <https://creativecommons.org/licenses/by/4.0/>

Please cite the original version:

ALICE Collaboration. (2023). Measurement of the production of (anti)nuclei in p–Pb collisions at $\sqrt{s_{NN}} = 8.16$ TeV. *Physics Letters B*, 846, Article 137795.

<https://doi.org/10.1016/j.physletb.2023.137795>



Measurement of the production of (anti)nuclei in p–Pb collisions at $\sqrt{s_{NN}} = 8.16$ TeV

ALICE Collaboration*



ARTICLE INFO

Article history:

Received 15 December 2022
 Received in revised form 8 February 2023
 Accepted 20 February 2023
 Available online 15 September 2023
 Editor: M. Doser

ABSTRACT

Measurements of (anti)proton, (anti)deuteron, and (anti)³He production in the rapidity range $-1 < y < 0$ as a function of the transverse momentum and event multiplicity in p–Pb collisions at a center-of-mass energy per nucleon–nucleon pair $\sqrt{s_{NN}} = 8.16$ TeV are presented. The coalescence parameters B_2 and B_3 , measured as a function of the transverse momentum per nucleon and of the mean charged-particle multiplicity density, confirm a smooth evolution from low to high multiplicity across different collision systems and energies. The ratios between (anti)deuteron and (anti)³He yields and those of (anti)protons are also reported as a function of the mean charged-particle multiplicity density. A comparison with the predictions of the statistical hadronization and coalescence models for different collision systems and center-of-mass energies favors the coalescence description for the deuteron-to-proton yield ratio with respect to the canonical statistical model.

© 2023 European Organization for Nuclear Research. Published by Elsevier B.V. This is an open access article under the CC BY license (<http://creativecommons.org/licenses/by/4.0/>). Funded by SCOAP³.

1. Introduction

In ultra-relativistic hadronic collisions, light nuclei and antinuclei are produced in addition to other particles, but in very rare amounts with respect to the production of other light particles such as pions, kaons and protons. The reduction of the yield of light (anti)nuclei for each additional nucleon measured at the Large Hadron Collider (LHC) energies is about 300 in Pb–Pb [1] and about 1000 in pp collisions [2]. Detailed measurements of the production of light (anti)nuclei, up to ⁴He, in the LHC energy regime have been carried out in recent years by the ALICE Collaboration [1–13]. The production of light nuclei has been studied extensively also at lower collision energies, from the AGS [14–17], to SPS [18] and RHIC [19–24].

Although the separation energy of nucleons and the binding energy of light nuclei are much smaller than the system temperature in heavy-ion collisions, their production yields are reasonably described within the statistical hadronization model (SHM) [25–32], leaving open the question of their formation and survival in the post-hadronization phase. A different approach, based on the coalescence of protons and neutrons into a nucleus with mass number A , has also been developed [33–39]. The coalescence probability is given by the parameter B_A , defined as

$$B_A = \left(\frac{1}{2\pi p_T^A} \frac{d^2 N_A}{dy dp_T^A} \right) / \left(\frac{1}{2\pi p_T^p} \frac{d^2 N_p}{dy dp_T^p} \right)^A, \quad (1)$$

where the labels A and p indicate the nucleus with mass number A and the proton, respectively, p_T is the transverse momentum and $p_T^p = p_T^A/A$. In such a model, neutrons and protons are assumed to have the same production spectra, since both belong to the same isospin doublet.

State-of-the-art SHM and coalescence model provide similar predictions for the yields of (anti)nuclei [40–42]. Possibilities to discriminate between the two approaches could come from the study of the production yields of different nuclei that differ in size. The coalescence model, indeed, is sensitive to the size of the nucleus, in particular to the relation between nuclear size and emission source size [35,37]. On the contrary, the predictions of the SHM depend only on the mass and on the spin degeneracy factor of the nucleus. In a simple coalescence model, in which the size of the emitting source is not taken into account, the B_A parameter is expected to be independent of transverse momentum, multiplicity and source size. However, previous experimental results have shown that B_A at a given p_T weakly depends on multiplicity in pp collisions [6,9], while in Pb–Pb collisions it shows a strong decrease with multiplicity [4,8,43]. From different femtoscopy measurements at different multiplicities [44], it is known that the source radius (R) is related to the average charged particle multiplicity density ($\langle dN_{ch}/d\eta_{lab} \rangle$) through the following parameterization:

$$R = a \langle dN_{ch}/d\eta_{lab} \rangle^{1/3} + b, \quad (2)$$

where a and b are free parameters [41]. Therefore, the mean charged-particle multiplicity density allows the comparison of dif-

* E-mail address: alice-publications@cern.ch.

ferent collision systems at similar nuclear emission volumes. The p–Pb collision system covers multiplicities that are between pp and Pb–Pb collisions and offers the possibility to explore intermediate source sizes.

The production mechanism of light (anti)nuclei can be further investigated by comparing the ratio of their yields to those of protons for different multiplicities with the SHM and coalescence model predictions.

In a different context, the study of light (anti)nuclei production in high-energy pp and p–A collisions could provide new inputs to the understanding of the abundance of antimatter searched in space experiments [45–47], such as AMS-02 [48] and GAPS [49]. The observation of antinuclei with a mass larger than that of antiprotons could be related either to segregated primordial antimatter or to the annihilation of dark matter particles in the galactic halo [50]. In this respect, the understanding of the production rate of antinuclei stemming from energetic collisions at LHC energies is an important input for estimates of the background originating from interactions between cosmic rays and the interstellar medium.

Previous articles from the ALICE experiment have already reported results on the production of (anti)protons and light (anti)nuclei in p–Pb collisions at a center-of-mass energy per nucleon–nucleon pair $\sqrt{s_{NN}} = 5.02$ TeV [7,8,51]. This article reports new results on the production of (anti)protons, (anti)deuterons, and (anti)³He nuclei in p–Pb collisions at $\sqrt{s_{NN}} = 8.16$ TeV. Transverse momentum differential yields of (anti)protons in seven multiplicity classes, of (anti)deuterons in four multiplicity classes, and of (anti)³He in the multiplicity-integrated data sample are presented. Antinuclei-to-nuclei ratios are found to be consistent with unity [2,4,7–9] as expected from coalescence and thermal models and the (anti)baryon symmetry at midrapidity at LHC energies [52]. Coalescence parameters B_2 and B_3 are studied as a function of p_T/A . In addition, the values of B_2 as a function of the mean charged-particle multiplicity density are compared to the results obtained for different collision systems and energies, as well as to model predictions.

2. Experimental apparatus and data sample

ALICE is a general-purpose detector system designed to study heavy-ion collisions at the LHC. Thanks to its excellent tracking and particle identification (PID) capabilities, ALICE is ideally suited to study light nuclei and antinuclei in different collision systems. A detailed description of the ALICE subsystems and their performance can be found in Refs. [53,54] and references therein.

The detectors used in this analysis are the Inner Tracking System (ITS), the Time Projection Chamber (TPC) and the Time-Of-Flight (TOF) detector. These detectors are located in the central barrel inside a solenoidal magnet with a field strength of $B = 0.5$ T.

The ITS [53,55], which covers the full azimuthal angle and the pseudorapidity interval $|\eta_{lab}| < 0.9$, is mainly used to determine the primary vertex of the collision and the secondary vertices from weak decays for the track reconstruction. It is composed of three subsystems of silicon detectors placed around the nominal beam axis with a cylindrical symmetry: the two innermost layers are Silicon Pixel Detectors (SPD), followed by two layers of Silicon Drift Detectors (SDD), and finally by two layers of Silicon Strip Detectors (SSD). As discussed in the next Section, the ITS is also used to separate primary nuclei from secondary nuclei produced in the interaction of primary particles with the detector material, via the determination of the distance-of-closest approach (DCA) of the track to the primary vertex.

The TPC [56] is the main tracking detector and allows for particle identification by measuring the specific ionization energy loss

(dE/dx) in the gas. The TPC is a cylindrical drift chamber, coaxial with the beam pipe and filled with a gas mixture containing 90% Ar and 10% CO₂ at atmospheric pressure. With a radius ranging from 85 to 250 cm and a length of 500 cm in the beam direction, the TPC volume occupies the same pseudorapidity interval covered by the ITS. The trajectory of a charged particle is estimated by measuring the gas ionization in up to 159 samples (clusters) along a path of about 160 cm. The TPC provides a measurement of the charged-particle transverse momentum with a resolution ranging from about 1% at 1 GeV/c to about 3% at 10 GeV/c. By combining the TPC tracking capabilities with the ones of the ITS and Transition Radiation Detector (TRD) [57], the transverse momentum resolution improves by a factor 5–7 depending on the p_T [53]. Moreover, the TPC provides a measurement of the specific energy loss with a resolution ranging from about 5.2% in pp collisions to about 6.5% in central Pb–Pb collisions [54], for minimum ionizing particles crossing the full detector.

The TOF [58] detector covers the full azimuth and the pseudorapidity interval $|\eta_{lab}| < 0.9$. The detector is made of Multi-gap Resistive Plate Chambers (MRPC) located at an average distance of 380 cm from the beam axis. The TOF time resolution is 56 ps [59], while the event time resolution varies depending on the collision system and on the track multiplicity [60]. The best precision on the event time (t_0) evaluation is obtained by using the TOF detector itself, with a resolution better than 20 ps if more than 50 tracks are used for its determination, which is the case of high multiplicity p–Pb collisions. The start time for the time of flight is provided by the TO detector [61] and by the TOF detector itself, the latter being particularly useful for measurements at large multiplicities. The TO consists of two arrays of Cherenkov counters, TOA and TOC, placed on opposite sides of the nominal interaction point, covering the pseudorapidity regions $4.6 < \eta_{lab} < 4.9$ and $-3.3 < \eta_{lab} < -3.0$. A weighted average is performed when both TO and TOF detectors have measured the start time [60]. Particles are identified by comparing the measured time-of-flight with that evaluated from track momentum and length for each mass hypothesis.

The V0 detector [61] consists of two plastic scintillator arrays (VOA and VOC) located at asymmetric positions, one on each side of the interaction point, and covering the pseudorapidity regions $2.8 < \eta_{lab} < 5.1$ and $-3.7 < \eta_{lab} < -1.7$. The V0 detector is used to define the minimum-bias trigger and to select events based on multiplicity. The (anti)proton and (anti)deuteron analyses were carried out also for several multiplicity classes, defined as percentiles of the V0 signal [62]: 0–5%, 5–10%, 10–20%, 20–40%, 40–60%, 60–80%, and 80–100% for the former and 0–10%, 10–20%, 20–40%, and 40–100% for the latter.

The analysis uses a sample of 40 million minimum-bias events collected by ALICE in 2016 during the LHC p–Pb campaign at $\sqrt{s_{NN}} = 8.16$ TeV. Two configurations of colliding beams were used, one corresponding to the proton beam traveling in the direction from VOA to VOC, while ²⁰⁸Pb ions circulated in the opposite direction (denoted by p–Pb), the other corresponding to a reversed direction of both beams (denoted by Pb–p). Due to the high interaction rate available in the 2016 data taking (about 100 kHz), a fraction of the triggered events contains data corresponding to more than one collision (pile-up). Events with multiple vertices identified with the SPD are tagged as pile-up and removed from the analysis. The amount of pile-up events is about 2% of the total [63]. The selected events are those in which the colliding ions interact via inelastic collisions and at least one charged-particle is produced in the central pseudorapidity region $|\eta_{lab}| < 1$. This event class is referred to as INEL > 0.

Finally, only events with a reconstructed primary vertex position along the beam axis within 10 cm from the nominal interaction point are selected. In this analysis, the production of primary (anti)nuclei is measured in a rapidity window $-1 < y < 0$ in the

center-of-mass system. Since the energy per nucleon of the proton beam is higher than that of the Pb beam, the nucleon–nucleon center-of-mass system is shifted with respect to the laboratory frame by 0.465 units of rapidity in the direction of the proton beam.

3. Analysis procedure

In this section, the analysis procedure is described. Specifically, the criteria used for the track selection, the signal extraction, the corrections based on Monte Carlo (MC) simulations, and the evaluation of the systematic uncertainties are detailed and discussed.

3.1. Track selection and particle identification

(Anti)proton, (anti)deuteron, and (anti)³He candidates are selected from a sample of charged-particle tracks reconstructed in the ITS and TPC in the pseudorapidity range $|\eta_{\text{lab}}| < 0.8$. Several track quality criteria are applied, such as a minimum number of clusters in the TPC of at least 70 out of a maximum of 159, and in the ITS of at least 2 with one cluster located in any of the two innermost ITS layers. For (anti)protons, at least three clusters in the SDD and SSD are also requested. With such a small number of tracking points, the probability of having tracks with wrongly associated clusters is not negligible. This contribution is strongly suppressed by applying a selection on the quality of the track reconstruction procedure, namely χ^2 per ITS cluster < 2.5 . A good quality of the track fit is also needed, hence the χ^2 per TPC reconstructed point is required to be less than 4. The number of TPC clusters used in the dE/dx calculation is required to be larger than 50 to ensure a good dE/dx resolution. The contribution from secondary tracks is reduced by requiring a maximum DCA to the primary vertex in the transverse plane (DCA_{xy}) and in the longitudinal direction (DCA_z) lower than 0.1 cm for (anti)deuterons and (anti)³He, and lower than $0.0105 + 0.0350/p_T^{1.1}$ cm and 2 cm, respectively, for (anti)protons.

(Anti)protons are identified by exploiting the combined information from the specific energy loss measured in the ITS and in the TPC, in the transverse momentum range between 0.3 and 0.8 GeV/c, and the information from the TPC and TOF in the p_T range between 0.8 and 2.5 GeV/c. For the ITS analysis, the value of dE/dx measured by the four outer layers of the ITS (two layers of SDD and two layers of SSD) is used. As the energy loss distribution in the silicon layers of the ITS is a Landau distribution with a typical long tail, a truncated mean approach is chosen in order to reduce the energy loss fluctuations [55]. The particle identification procedure consists in assigning a track to a particle species depending on the distance from the expected Bethe–Bloch parameterization. The (anti)protons are identified using the specific energy loss inside the active volume of the ITS, and (anti)nuclei using that of the TPC. For this purpose, the distribution of $n\sigma^{\text{ITS,TPC}} = (dE/dx - \langle dE/dx \rangle) / \sigma$ is extracted, being $\langle dE/dx \rangle$ the expected average dE/dx for the corresponding (anti)particle, and σ the ITS or TPC dE/dx measured resolution. For the (anti)³He identification, the dE/dx measured in the TPC is required to be within 3σ from the expected average for (anti)³He in the full p_T range covered by these measurements ($1.5 \text{ GeV}/c < p_T < 6.0 \text{ GeV}/c$).

(Anti)deuterons with $p_T < 1.2 \text{ GeV}/c$ and (anti)protons with $0.8 < p_T < 2.5 \text{ GeV}/c$ are identified by requiring that the measured energy loss is within 3σ from the corresponding expected average. For (anti)deuterons with $p_T > 1.2 \text{ GeV}/c$ and (anti)protons with $p_T > 0.8 \text{ GeV}/c$, the information from the TOF detector is used in addition and the signal is extracted from a fit to the $n\sigma^{\text{TOF}} = (\Delta t - \Delta t_d) / \sigma_{\text{TOF}}$ distribution, where Δt is the measured time-of-flight, Δt_d its expected value for protons or deuterons and σ_{TOF} the resolution on the time-of-flight measurement. The fit

function consists of a Gaussian with an exponential tail for the signal and the sum of two exponential functions for the background. The signal is extracted by integrating the signal function in an asymmetric range centered at μ_0 (mean of the Gaussian signal), which is slightly different from zero because of small mis-calibration effects of the TOF detector: $[\mu_0 - 3\sigma_{\text{TOF}}, \mu_0 + 3.5\sigma_{\text{TOF}}]$. A similar shift in the peak position of the TOF signal was also observed in [3]. The background in the TOF response is negligible for (anti)deuterons with $p_T \leq 1.6 \text{ GeV}/c$ and increases up to 60% going to high p_T .

3.2. Corrections

The raw spectra are corrected using a MC simulation taking into account the conditions of the detector during the data acquisition. Particles are generated with a uniform distribution in transverse momentum and rapidity, within $0 < p_T < 10 \text{ GeV}/c$ and $-1 < y < 1$, respectively. (Anti)nuclei are injected on top of the underlying event generated by HIJING [64]. For particle propagation and simulation of the detector response, the GEANT4 package is used [65].

3.2.1. Background from spallation and weak decays of (anti)³H

The interaction of primary particles and nuclei in the detector material produces nuclear fragments, called spallation products. The DCA distributions of primary and secondary nuclei are different. The tracks of primary nuclei point to the primary vertex and therefore have a narrow distribution peaked at zero. Antinuclei cannot originate from the detector material. Spallation fragments, instead, show a broader and flatter distribution. Therefore, secondary nuclei produced by spallation can be discriminated using the DCA of their reconstructed tracks to the primary vertex [4]. The preselection on the DCA_z (see Sect. 3.1) reduces the background, without affecting primary nuclei.

To remove the residual contribution of secondary nuclei, a template fit of the DCA_{xy} distributions is used, as done in previous measurements [7,9]. The templates describing secondary deuterons from material are obtained from MC simulations. The primary deuteron distribution is described by using antideuteron distributions from data, since antideuterons do not have contribution from secondary nuclei from material. The fit is performed in the range $|DCA_{xy}| < 0.9 \text{ cm}$. The contamination of secondary deuterons amounts to about 15% in the lowest p_T interval ($0.6 < p_T < 0.8 \text{ GeV}/c$) and decreases exponentially towards higher p_T until it becomes negligible above $1.6 \text{ GeV}/c$. The limited number of ³He candidate tracks, instead, does not allow for a background subtraction based on this method. Therefore, the fraction of secondary ³He and the corresponding uncertainty are taken from the previous analysis of p–Pb collisions [8], under the assumption that the relative contribution of secondary ³He from spallation does not change significantly from $\sqrt{s_{\text{NN}}} = 5.02 \text{ TeV}$ to $\sqrt{s_{\text{NN}}} = 8.16 \text{ TeV}$. This corresponds to a secondary fraction of approximately 27% in the transverse momentum interval $1.5 < p_T < 2 \text{ GeV}/c$ and is negligible for higher p_T .

Another background contribution is given by secondary (anti)³He from mesonic weak decays of (anti)³ _{Λ} H [66] (secondary nuclei from feed-down). The contribution of secondary (anti)³He from feed-down is estimated using MC simulations and then subtracted from the inclusive p_T distribution, as described in Ref. [8]. The fraction of secondary (anti)³He from feed-down is given by:

$$f_{\text{feed-down}}(p_T) = \frac{\epsilon_{\text{feed-down}}(p_T)}{\epsilon_{^3\text{He}}(p_T)} \times BR \times \frac{^3\text{H}}{^3\text{He}}. \quad (3)$$

The (anti)³ _{Λ} H-to-(anti)³He ratio is extrapolated to the integrated multiplicity class of p–Pb collisions at $\sqrt{s_{\text{NN}}} = 8.16 \text{ TeV}$, using the

Table 1

Summary of the different contributions to the overall systematic uncertainties, reported for (anti)protons, (anti)deuterons, and (anti)³He in the lowermost and uppermost p_T intervals. All values are given in percentage.

Particle p_T range (GeV/c)	p (\bar{p})		d (\bar{d})		³ He (³ He)	
	0.30 – 0.35	2.4 – 2.5	0.6 – 0.8	3.4 – 4.2	1.5 – 2.0	3.0 – 6.0
Source of uncertainty						
Tracking	4.2 (4.0)	6.0 (8.5)	1.6 (2.3)	1.1 (2.5)	2.6 (4.4)	2.6 (4.4)
ITS–TPC matching	–	1.0 (1.0)	1.0 (1.0)	1.0 (1.0)	1.0 (1.0)	1.0 (1.0)
Signal extraction	8.0 (8.5)	0.5 (0.5)	1.4 (1.3)	3.3 (3.0)	2.7	negl.
Secondaries material	1.0 (1.0)	1.0 (1.0)	0.2	negl.	9.0	negl.
Secondaries feed-down	negl.	negl.	–	–	3.4 (3.5)	2.6 (2.8)
Material Budget	4.5 (6.0)	negl.	1.0 (1.0)	1.0 (1.0)	0.2 (0.3)	0.2 (0.3)
Hadronic interaction	negl.	negl.	0.6 (1.0)	1.5 (6.0)	1.0 (3.0)	1.0 (3.0)
TPC–TOF matching	–	1.0 (1.0)	–	4.2 (5.2)	–	–
Signal loss correction	3.0 (3.0)	3.0 (3.0)	1.0 (1.0)	1.0 (1.0)	–	–
Total	10.5 (11.5)	7.0 (9.2)	3.6 (3.4)	5.9 (6.8)	10.3 (6.4)	3.8 (6.0)

measured ratio as a function of $\langle dN_{ch}/d\eta_{lab} \rangle$ in Pb–Pb collisions at $\sqrt{s_{NN}} = 2.76$ TeV [67], assuming a linear trend. As a cross-check, this ratio is compared to the expectations of the canonical statistical model [68], resulting in good agreement. The BR represents the branching ratio of the mesonic decay of ${}^3_{\Lambda}H$, which amounts to about 25%, as reported in Ref. [66]. Monte Carlo simulations are used to evaluate the fraction of (anti) ${}^3_{\Lambda}H$ that passes the track selection in the ³He (anti)nucleus channel. This fraction is estimated using the ratio of the reconstruction efficiency of secondary (anti)³He from (anti) ${}^3_{\Lambda}H$ decays ($\epsilon_{feed-down}$) to the reconstruction efficiency of primary (anti)³He ($\epsilon_{{}^3He}$). The fraction of secondary nuclei from feed-down is about 4% with a weak dependence on transverse momentum.

The relative contribution of secondary (anti)deuterons from (anti) ${}^3_{\Lambda}H$ is estimated with the same method and is found to be negligible, due to the much larger abundance of primary deuterons with respect to ${}^3_{\Lambda}H$.

3.2.2. Acceptance and efficiency correction

The reconstruction Acceptance \times Efficiency ($A \times \epsilon$) is defined as the ratio between the reconstructed primary tracks, in the rapidity and pseudorapidity regions of interest, and the generated particles in the same rapidity interval, as given by:

$$A \times \epsilon = \frac{N_{rec, |y| < 0.5, |\eta_{lab}| < 0.8}}{N_{gen, |y| < 0.5}}. \quad (4)$$

The same track selection criteria used for data are applied to the reconstructed tracks in MC, in order to select only (anti)nuclei of our interest, namely (anti)protons, (anti)deuterons and (anti)³He. The efficiency for the antinuclei is reduced compared to that of nuclei because of annihilation processes with the beam pipe and the detector material. The efficiency for (anti)deuterons depends on p_T and it ranges between 35 and 70% in the region of $p_T < 1.2$ GeV/c, where the analysis is performed using only the TPC information, while it is around 50% for $p_T > 1.2$ GeV/c, because of the additional requirement of having a hit in the TOF detector for (anti)deuteron tracks. The latter implies the crossing of the TRD and part of the support structure, which are located between the TPC and the TOF detector. The efficiency of (anti)protons ranges between 20 and 60% in the low p_T region ($0.3 < p_T < 0.8$ GeV/c) where the analysis is done using ITS and TPC, while it is $\sim 70\%$ in the region where the analysis is done with TOF ($0.8 < p_T < 2.5$ GeV/c). Finally, the efficiency of (anti)³He is $\sim 75\%$ and only mildly dependent on p_T , since the analysis is performed using the TPC only.

3.2.3. Signal and event loss

An additional correction is related to the event and signal loss due to the trigger efficiency. In order to account for the INEL $>$

0 events that are erroneously rejected (event loss) and for all the (anti)nuclei lost because they were produced in the wrongly rejected events (signal loss), MC simulations are used to correct the measured p_T spectra. The corrected spectrum is given by

$$\frac{1}{N_{events}^{INEL > 0}} \frac{d^2 N_{corr}}{dy dp_T} = \frac{1}{N_{events}} \frac{1}{\epsilon_{signal}} \frac{f_{primary}}{A \times \epsilon} \frac{d^2 N}{dy dp_T}, \quad (5)$$

where $N_{events}^{INEL > 0}$ is the number of INEL > 0 events, N_{events} is the number of selected events which fulfill the event selection criteria, ϵ_{event} is the event selection efficiency, ϵ_{signal} is the (anti)nuclei reconstruction efficiency, $f_{primary}$ is the primary fraction discussed in Sect. 3.2.1 and $A \times \epsilon$ is the efficiency estimated in Sect. 3.2.2. The event selection and (anti)nuclei reconstruction efficiencies are estimated using MC simulations with the same procedure followed in Ref. [9]. Both, ϵ_{event} and ϵ_{signal} are approximately 90% in all multiplicity classes, the latter independently of p_T .

3.3. Systematic uncertainties

The different contributions to the systematic uncertainties of (anti)protons, (anti)deuterons and (anti)³He are summarized in Table 1. The total systematic uncertainty is calculated as the sum in quadrature of each contribution. The improvement of the systematic uncertainties of (anti)nuclei with respect to previous measurements [6] is mainly due to a better knowledge of the detector and therefore to its better implementation in the MC simulations. Moreover, the recent results on the absorption studies of (anti)deuterons [69] allowed for a better treatment of the systematic uncertainties related to the hadronic interaction.

For the tracking-related systematic uncertainty, the selection criteria used in the track selection discussed in Sect. 3.1 are varied, both in data and MC, using a random uniform distribution around the nominal value. The relative systematic uncertainty is given by the root mean square (RMS) divided by the mean value of the distributions of the (anti)deuteron and (anti)³He corrected yields in each p_T interval. Variations consistent with statistical fluctuations are rejected from the trials used to estimate the systematic uncertainties using the Barlow criterion [70]. This contribution is between 4.0% and 8.5% for (anti)protons, between 1.1% and 2.5% for (anti)deuterons, and between 2.6% and 4.4% for (anti)³He, depending on p_T .

The difference between the ITS–TPC matching efficiency in data and MC is accounted for as a relative systematic uncertainty contribution of 1% for all species.

To assess the systematic uncertainty due to the signal extraction of (anti)deuterons, the $n\sigma_{dE/dx}$ interval used for the selection of candidates as well as the signal extraction range are varied and the spread of the efficiency-corrected yield in each transverse

momentum interval is considered as systematic uncertainty. The contribution coming from the difference between the bin-counting method and the integral of the signal function is added in quadrature to the previous one. The systematic uncertainty due to the signal extraction of (anti)deuterons is between 1.3% at low p_T and 3.3% at high p_T .

The systematic uncertainty on the (anti) ^3He signal extraction is given by the difference between the yields obtained by subtracting the ^3H contribution using a Gaussian and an exponential function. This contribution is 2.7% and is relevant only in the transverse momentum interval $1.5 < p_T < 2.0$ GeV/c.

The systematic uncertainty due to the estimate of secondary nuclei from spallation processes is obtained by varying the DCA_{xy} and DCA_z selection ranges as well as the bin width of the histograms and the fit range. For protons this contribution is around 1%, while for deuterons it is at most 0.2% at low p_T and decreases exponentially becoming negligible for $p_T > 1.4$ GeV/c. For ^3He , the systematic uncertainty due to spallation background is 9%, taken from Ref. [8] for the first p_T interval, and an additional 3% contribution is assigned to the second p_T interval as a conservative estimate based on the results obtained in Ref. [8].

For (anti) ^3He , the systematic uncertainty due to the feed-down correction is also estimated. This uncertainty is given by half of the difference between the maximum and the minimum values obtained by repeating the linear extrapolation of the $^3_\Lambda\text{H}$ -to- ^3He ratio moving upwards and downwards the average values by their uncertainties. This contribution ranges between 2.6% and 3.5%.

The systematic uncertainty due to the limited precision of the description of the detector and support structure material is estimated as half of the difference between the efficiencies obtained by increasing and decreasing in MC simulations the ALICE material budget by 4.5%. This value corresponds to the current uncertainty on the material obtained by photon conversion measurements [54]. The resulting systematic uncertainty is, for protons (antiprotons), 4.5% (6.0%) at low p_T and negligible at high p_T , while it is approximately 1% for (anti)deuterons and at most 0.3% for (anti) ^3He , independent of p_T .

The uncertainty on the hadronic interaction cross section of (anti)deuterons with the detector materials results in an uncertainty on the measured (anti)deuteron p_T spectrum. This contribution is calculated using the existing experimental measurements of the (anti)deuteron inelastic cross sections on different targets [71–74], and the first measurement for low-energy antideuterons performed by ALICE [69]. The available experimental data are fitted simultaneously using the Glauber model parameterizations of GEANT4. In this fit, the momentum dependencies of the GEANT4 cross sections for the different targets are fixed and the only free parameter is a scaling factor which is determined with its uncertainty. The (anti)deuteron reconstruction efficiency is then calculated in the simulations by increasing and decreasing the scaling factor by the obtained uncertainty. The systematic uncertainty due to the hadronic interaction is given by half of the difference between these efficiencies. This contribution is approximately 0.6% (1%) at low p_T and 1.5% (6%) at higher p_T for deuterons (antideuterons). A similar procedure gives 1% for ^3He and 3% for anti ^3He .

In the (anti)deuteron spectrum for $p_T > 1.2$ GeV/c, where the TOF is used for the signal extraction, the uncertainty on the material thickness of the TRD and part of the space frame that is located between the TPC and the TOF is also considered. The uncertainty on the material thickness results in an uncertainty on the TPC–TOF matching efficiency, which is given by $\epsilon = e^{-x/\lambda_1^d}$, where x is thickness of the average material located between the TPC and TOF and λ_1^d is the hadronic interaction length of (anti)deuterons

crossing this material. The uncertainty on this efficiency due to the uncertainty on the material thickness is given by

$$\Delta\epsilon = \left| -\frac{1}{\lambda_1^d} \right| \times \Delta x \times e^{-\Delta x/\lambda_1^d} \rightarrow \frac{\Delta\epsilon}{\epsilon} = \frac{\Delta x}{\lambda_1^d}. \quad (6)$$

Since (anti)deuterons cannot be identified with high purity using the TPC only for $p_T > 1.2$ GeV/c, the uncertainty on the material thickness Δx is calculated using the ratio of the TPC–TOF matching efficiencies of (anti)protons measured in data to that in MC simulations. In data, a clean sample of (anti)protons from (anti) Λ decays is obtained by applying topological and invariant-mass selections on the reconstructed tracks of the (anti) Λ candidate.

The ratio of the matching efficiencies of (anti)protons measured in data to that in MC simulations is given by

$$r = \frac{\exp(-x_{\text{true}}/\lambda_1^p)}{\exp(-x_{\text{MC}}/\lambda_1^p)} = \exp\left(-\frac{x_{\text{true}} - x_{\text{MC}}}{\lambda_1^p}\right) = \exp\left(-\frac{\Delta x}{\lambda_1^p}\right), \quad (7)$$

where x_{true} is the “true” material thickness, x_{MC} is its value implemented in the simulation and λ_1^p is the hadronic interaction length of (anti)protons. The latter depends on the inelastic cross section which is very well reproduced by GEANT4 for (anti)protons [69].

Finally, the relative systematic uncertainty on the (anti)deuteron p_T spectrum due to the uncertainty on the material thickness between the TPC and TOF (Eq. (6)) is calculated as

$$\frac{\Delta x}{\lambda_1^d} = \frac{\Delta x}{\lambda_1^p} \times \frac{\sigma_d}{\sigma_p}, \quad (8)$$

where σ_d and σ_p are the inelastic cross sections taken from GEANT4. This uncertainty is found to be about 4.2% (5.2%) at high p_T for deuterons (antideuterons).

In the (anti)proton spectrum for $p_T > 0.8$ GeV/c, the uncertainty related to the TPC–TOF matching efficiency is estimated as the difference between data and MC for the TOF matching efficiency for inclusive particles, as a function of p_T , resulting in an average systematic uncertainty of 1%.

The difference between the ratio $\epsilon_{\text{signal}}/\epsilon_{\text{event}}$ and unity is found to be 1% at most for (anti)nuclei and 3% for (anti)protons, and is taken as systematic uncertainty for the signal and event loss correction, as done in Ref. [9].

4. Results

4.1. Transverse momentum spectra

The corrected transverse momentum spectra of nuclei and antinuclei are found to be consistent within the uncertainties in all multiplicity classes, as expected in the case of vanishing baryochemical potential at midrapidity.

Since the ratio between matter and antimatter is compatible with unity, the average p_T spectra of protons (deuterons) and antiprotons (antideuterons) are obtained, as presented in the left (central) panel of Fig. 1 for several multiplicity classes. Due to the limited statistics of nuclei with mass number $A > 2$, the transverse momentum spectrum of (anti) ^3He is measured in the integrated multiplicity class (0–100%) and shown in the right panel of Fig. 1. The proton and deuteron p_T distributions become harder with increasing multiplicity. Such behavior was already observed in p–Pb collisions at $\sqrt{s_{\text{NN}}} = 5.02$ TeV [7] and in Pb–Pb collisions at $\sqrt{s_{\text{NN}}} = 2.76$ TeV [75]. However, the hardening of the spectra in p–Pb at $\sqrt{s_{\text{NN}}} = 8.16$ TeV and that in p–Pb collisions at $\sqrt{s_{\text{NN}}} = 5.02$ TeV are different. In the former case, the hardening is more pronounced, for equal centrality classes. The stronger hardening of the spectra is reflected in a larger mean transverse momentum for larger collision energies, which increases of about 35%

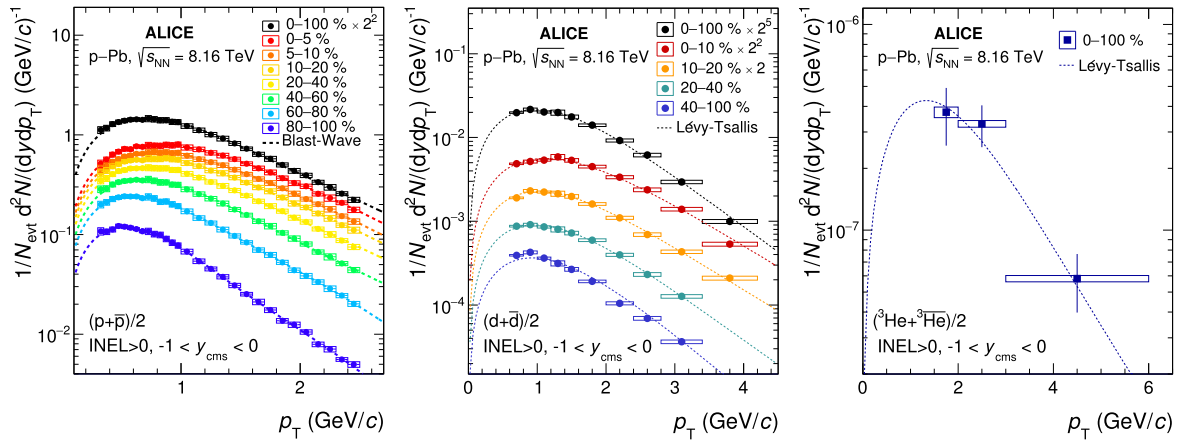


Fig. 1. Transverse momentum spectra of the average of protons and antiprotons (on the left) and of the average of deuterons and antideuterons (in the middle), in different multiplicity classes, and average of ${}^3\text{He}$ and ${}^3\bar{\text{He}}$ (on the right). The p_T distributions of deuterons and ${}^3\text{He}$ are fitted using the Lévy-Tsallis function [78], while the p_T distributions of protons are fitted using the Blast-Wave function [79]. Vertical bars and boxes represent statistical and systematic uncertainties, respectively.

Table 2

Integrated yields (dN/dy) of (anti)protons, (anti)deuterons, and (anti) ${}^3\text{He}$ for each multiplicity class. The first uncertainty is statistical and the second is the systematic one.

VOA class	$\langle dN_{ch}/d\eta _{lab} \rangle_{ \eta _{lab} < 0.5}$	$dN/dy [(p + \bar{p})/2] \times 10^{-1}$	$dN/dy [(d + \bar{d})/2] \times 10^{-3}$	$dN/dy [({}^3\text{He} + {}^3\bar{\text{He}})/2] \times 10^{-6}$
0–100%	20.3 ± 0.6	$5.51 \pm 0.02 \pm 0.15$	$1.27 \pm 0.01 \pm 0.04$	$1.15 \pm 0.16 \pm 0.13$
0–10%	47.8 ± 1.2		$3.11 \pm 0.03 \pm 0.10$	
0–5%	53.2 ± 1.4	$13.51 \pm 0.04 \pm 0.36$		
5–10%	42.4 ± 1.1	$10.99 \pm 0.04 \pm 0.29$		
10–20%	35.5 ± 0.9	$9.37 \pm 0.03 \pm 0.25$	$2.31 \pm 0.02 \pm 0.07$	
20–40%	26.9 ± 0.7	$7.27 \pm 0.02 \pm 0.19$	$1.72 \pm 0.02 \pm 0.05$	
40–100%	13.0 ± 0.4		$0.64 \pm 0.01 \pm 0.02$	
40–60%	18.4 ± 0.5	$5.06 \pm 0.02 \pm 0.13$		
60–80%	11.0 ± 0.3	$3.06 \pm 0.01 \pm 0.08$		
80–100%	4.5 ± 0.1	$1.27 \pm 0.01 \pm 0.03$		

from p–Pb collisions at $\sqrt{s_{NN}} = 5.02$ to $\sqrt{s_{NN}} = 8.16$ TeV. The observed increase of the mean transverse momentum with increasing multiplicity and collision energy could be interpreted either in terms of a collective expansion of the system created in p–Pb collisions or attributed to an increasing contribution of (anti)nuclei production in jets [11,76,77], as proposed in Ref. [8]. The spectra of (anti)nuclei in jets are, indeed, harder than the corresponding spectra in the underlying event, as shown in Refs. [11,77], and correspondingly have larger mean transverse momenta.

For the calculation of the p_T -integrated yields (dN/dy), the Lévy-Tsallis functional form [78] is used as the default function to fit the (anti)deuteron and (anti) ${}^3\text{He}$ spectra, while the Blast-Wave [79] function is used as default for (anti)protons, in order to extrapolate to the unmeasured p_T regions (see Table 2).

In the propagation of the systematic uncertainties associated with the p_T spectra to the integrated yields, p_T -correlated and uncorrelated uncertainties have been treated differently. Thanks to a better knowledge of the detectors, a reduction of the uncertainties by a factor of about 3 with respect to previous similar results [7] was possible. The uncertainties on the relative contribution of secondary nuclei, material budget, signal extraction, hadronic interaction, ITS–TPC matching efficiency, and TPC–TOF matching efficiency for (anti)d, are found to be highly correlated in p_T and are considered as fully p_T correlated, whereas the uncertainties due to track selection and signal-loss efficiency, and to ${}^3\text{H}$ contamination subtraction for (anti) ${}^3\text{He}$, are found to be mostly uncorrelated with transverse momentum. Data points in the spectra are shifted up and down by the correlated part of the systematic uncertainties and refitted to provide extrapolated values. Half of the difference between the two resulting values has been used as the p_T correlated part of the systematic uncertainty. To evaluate the

p_T uncorrelated contribution to the total systematic uncertainty of the yield, the Gaussian sampling method is applied. The latter consists in shifting the average (anti)nucleus data points using a random Gaussian distribution centered at the measured value of each p_T interval, with a standard deviation given by the p_T uncorrelated systematic uncertainty of each point. The obtained p_T spectra are fitted with several functions, thus yielding various dN/dy values. The RMS of the distribution of such integrated yield values is assigned as systematic uncertainty. The contribution given by the spread between the values obtained by different fit functions is also considered to estimate the systematic uncertainty on the yield. The spectra are refitted using several functions, namely Boltzmann [80], Fermi-Dirac [81], m_T -exponential [82], Blast-Wave [79], and Lévy-Tsallis [78] when not used as default, and, for (anti)deuterons only, the power law [83] functional form. For this contribution, half of the difference between the maximum and the minimum yield is taken as systematic uncertainty. All the discussed contributions were finally summed in quadrature.

Based on the fit functions, also the mean transverse momentum $\langle p_T \rangle$ of average of (anti) ${}^3\text{He}$, and average of (anti)deuteron, and average of (anti)proton is calculated, in the latter cases for several multiplicity classes. The results are reported in Table 3.

4.2. Coalescence parameters

According to coalescence models, the production of light (anti)nuclei can be explained via the coalescence of protons and neutrons which are close in phase space at the freeze-out and match the spin, thus forming a nucleus [33]. The key parameter of the coalescence models is the coalescence probability, B_A , which is experimentally accessible using the invariant yields of protons and that of nuclei, following Eq. (1).

Table 3

Mean transverse momentum of the average (anti)proton and (anti)deuteron spectra for each multiplicity class and of the average (anti)³He spectrum. The first uncertainty is statistical and the second is the systematic one. The mean p_T is obtained from the Lévy–Tsallis fit for the average (anti)deuteron and (anti)³He spectra, whereas the Blast-Wave fit is used for the (anti)proton case.

V0A class	proton $\langle p_T \rangle$ (GeV/c)	deuteron $\langle p_T \rangle$ (GeV/c)	³ He $\langle p_T \rangle$ (GeV/c)
0–100%	$1.176 \pm 0.006 \pm 0.035$	$1.45 \pm 0.02 \pm 0.02$	$2.08 \pm 0.20 \pm 0.06$
0–10%		$1.70 \pm 0.02 \pm 0.03$	
0–5%	$1.286 \pm 0.006 \pm 0.039$		
5–10%	$1.252 \pm 0.006 \pm 0.038$		
10–20%	$1.236 \pm 0.006 \pm 0.037$	$1.59 \pm 0.02 \pm 0.03$	
20–40%	$1.194 \pm 0.006 \pm 0.036$	$1.46 \pm 0.02 \pm 0.02$	
40–100%		$1.36 \pm 0.02 \pm 0.02$	
40–60%	$1.115 \pm 0.005 \pm 0.033$		
60–80%	$0.983 \pm 0.005 \pm 0.029$		
80–100%	$0.839 \pm 0.004 \pm 0.025$		

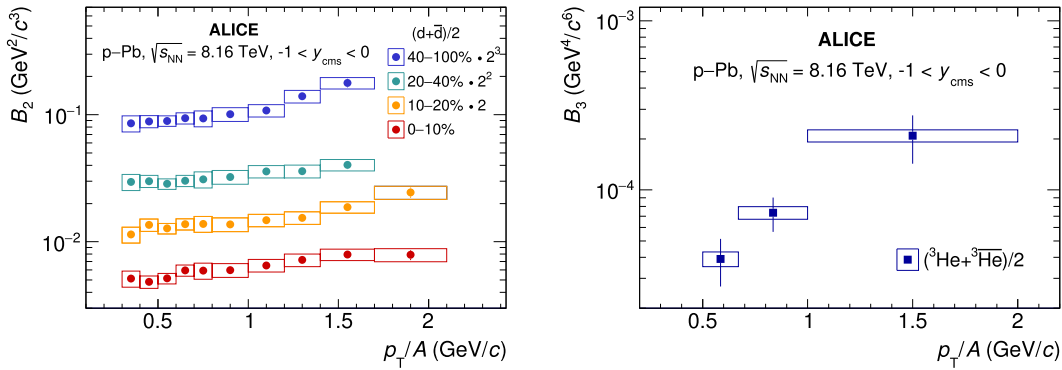


Fig. 2. Coalescence parameters B_2 (left panel) and B_3 (right panel) as a function of p_T/A , measured for deuterons and ³He, respectively. Statistical uncertainties are represented as vertical lines whereas boxes represent the systematic ones.

In Fig. 2 the coalescence parameters B_2 and B_3 are shown as a function of the transverse momentum per nucleon (p_T/A) for different multiplicity classes. The p_T -differential yields of protons are averaged in the multiplicity classes and in the p_T intervals of the deuteron and ³He analyses, to obtain the coalescence parameters. The coalescence parameters B_2 and B_3 show a rising trend with increasing p_T/A in all multiplicity classes. The simple coalescence model, where only momentum correlations are considered, predicts a constant trend of the coalescence parameters with p_T/A for a fixed multiplicity. It was already demonstrated that, under the hypothesis of the simple coalescence model, the coalescence parameter develops an increasing trend within a wide multiplicity interval because of the different hardening of the proton and nucleus spectra with multiplicity [6]. This could explain the increasing trend of B_2 in the multiplicity intervals used for this measurement. However, a re-calculation of the coalescence parameter B_3 measured in p–Pb collisions at $\sqrt{s_{NN}} = 5.02$ TeV under the hypothesis of the simple coalescence model did not reproduce the experimental data [8]. This implies that the increase of B_3 with p_T/A cannot be fully explained by this kinematic effect and it is therefore a genuine physical effect. As a further confirmation, a rising trend is also observed in very narrow multiplicity intervals for both B_2 and B_3 in high-multiplicity pp collisions at $\sqrt{s} = 13$ TeV [13].

In order to investigate the dependence of the coalescence probability on the size of the particle emitting source, as suggested by state-of-the-art coalescence models [40–42], the B_2 parameters extracted in several collision systems and LHC energies [2,4–9,12,13,51,84–86] are compared as a function of the charged-particle multiplicity for a fixed value of p_T/A in Fig. 3. The measurements show a smooth transition from low to high charged-particle multiplicity densities, which correspond to an increasing system size. The continuous and consistent trend of B_2 with increasing multi-

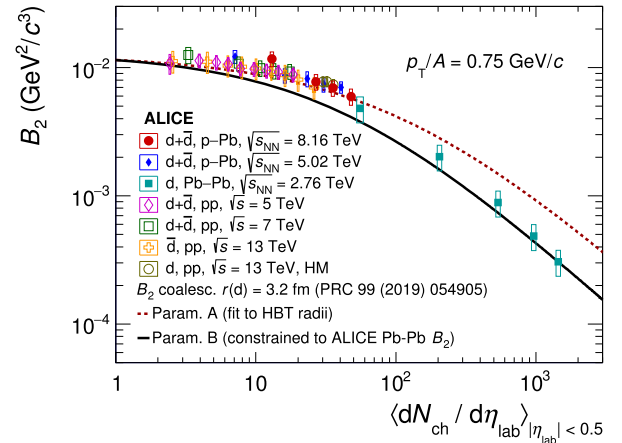


Fig. 3. B_2 as a function of the mean charged-particle multiplicity density for a fixed value of $p_T/A = 0.75$ GeV/c. The experimental results are compared to the coalescence calculations from Ref. [41] using two different parameterizations of the system size as a function of the mean charged-particle multiplicity density.

plicity suggests that the dominant production mechanism evolves smoothly as a function of the system size and is independent of the collision system and center-of-mass energy. The experimental results are compared to the theoretical calculations from coalescence [41], using two different parameterizations of the size of the source as a function of multiplicity. Parameterization A is based on a fit of the source radii measured by ALICE as a function of multiplicity using femtoscopic techniques [44]. Parameterization B, instead, uses parameters constrained to reproduce the B_2 of deuterons as extracted by ALICE in central (0–10%) Pb–Pb collisions at $\sqrt{s_{NN}} = 2.76$ TeV. Parameterization B is less favored by the

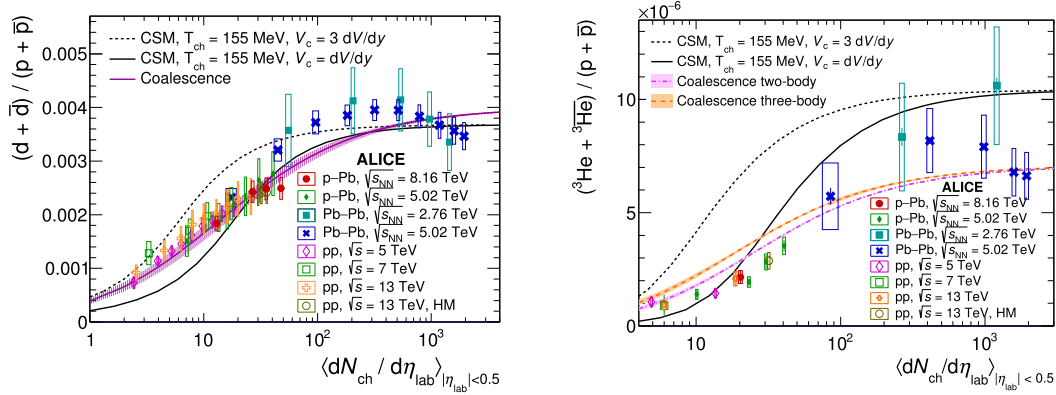


Fig. 4. Ratio of deuteron (left panel) and of (anti) ^3He (right panel) and proton production yields as a function of the charged-particle multiplicity in different collision systems and energies. Statistical uncertainties are represented as vertical lines, whereas boxes represent the systematic ones. The results are compared with the expectations of CSM and Coalescence models.

p-Pb at $\sqrt{s_{NN}} = 8.16$ TeV results with respect to the parameterization A. Future dedicated studies of the relation between source size and multiplicity (and as a function of p_T) will be crucial to further constrain or test the coalescence models.

4.3. Ratio to protons

The ratio of the measured yields of nuclei and that of protons is also sensitive to the light nuclei production mechanism. In Fig. 4 the yield ratios to protons for deuterons (left panel), and ^3H or ^3He (right panel) measured in pp, p-Pb and Pb-Pb collisions as a function of $\langle dN_{ch}/d\eta_{lab} \rangle$ [2,4–9,12,13,51,84–87] are compared with the expectations of the models. In the canonical statistical hadronization model (CSM) used here, exact conservation of baryon number (B), electric charge (Q) and strangeness (S) is implemented in the so-called correlation volume V_c . Different values of V_c are tested, extending from one to three units of rapidity. Considering that the matter produced at midrapidity at the LHC is practically baryon free, the model is applied for exactly vanishing values of the conserved charges $B = Q = S = 0$. The system is assumed to be in full chemical equilibrium and the chemical freezeout temperature is fixed at 155 MeV, independent of multiplicity [68]. Recent developments of the CSM, called $\gamma_5\text{CSM}$, include an incomplete equilibration of strangeness, described by the strangeness saturation parameter γ_s , a multiplicity-dependent chemical freezeout temperature and a correlation volume extending over three units of rapidity [88]. The $\gamma_5\text{CSM}$ model reproduces quite well the measured hadron-to-pion ratios as a function of multiplicity, except for the p/π ratio which is systematically overestimated by the model approximately by 2σ . No prediction is currently available for the nuclei-to-proton ratio from the $\gamma_5\text{CSM}$ model.

In the coalescence calculations, the (anti)nuclei formation probability is given by the overlap of the nucleon phase-space distributions in the emission source with the Wigner density of the bound state. The latter is calculated using a Gaussian approximation for the (anti)nuclei internal wave function [89]. In the case of $A = 3$ nuclei, predictions from both two-body and three-body coalescence are considered [89]. In the two-body coalescence of ^3He (^3H), a two-step process is assumed: first, the deuteron is formed by the coalescence of a proton and a neutron, then the ^3He (^3H) is formed by the coalescence of the deuteron and a proton (neutron). In the three-body coalescence, three nucleons form ^3He (^3H) at once.

A smooth increase of deuteron-to-proton yield ratio (d/p) and ^3He -to-proton yield ratio ($^3\text{He}/p$) with the system size is observed, reaching constant values in Pb-Pb collisions. The plateau at high multiplicities is described by the grand-canonical statistical model [29,37,41]. The two ratios show a similar trend with

$\langle dN_{ch}/d\eta_{lab} \rangle$, however the increase from pp to Pb-Pb results is about a factor of 3 larger for $^3\text{He}/p$ than for d/p . The evolution of the d/p ratio is well described by the coalescence approach over the full multiplicity interval covered by the existing measurements. The CSM calculations asymptotically converge towards the grand-canonical limit at high multiplicity and they are both consistent with the Pb-Pb measurements at $\sqrt{s_{NN}} = 2.76$ TeV within the uncertainties. At low and intermediate multiplicities, these calculations provide only a qualitative description of this ratio, with the version using as correlation volume $V_c = dV/dy$ being consistent with the data at intermediate multiplicity and the version using $V_c = 3dV/dy$ at low multiplicity only.

The $^3\text{He}/p$ ratio, shown in Fig. 4, is fairly well described by the coalescence approach, especially at low and high charged-particle multiplicity densities, where the compatibility between data and two-body coalescence calculations is within 1.5σ . Some tension is observed at intermediate multiplicities ($10 < \langle dN_{ch}/d\eta_{lab} \rangle < 40$), where the predictions underestimate the data, up to 5σ . Similarly to the d/p ratio, the CSM calculations provide a qualitative description of the data, with a compatibility that, in the case of the CSM with $V_c = dV/dy$, decreases with increasing multiplicities, from 2σ to 5σ . The version of CSM with $V_c = 3dV/dy$ is excluded by up to 12σ at low and intermediate multiplicities, while in the grand-canonical limit the agreement reaches 4σ .

5. Summary

Measurements of (anti)proton, (anti)deuteron, and (anti) ^3He production in p-Pb collisions at $\sqrt{s_{NN}} = 8.16$ TeV are presented. These results contribute to the understanding of the light (anti)nuclei production mechanism complementing the existing picture, which includes measurements done in different collision systems and at different center-of-mass energies.

A hardening of the (anti)proton and (anti)deuteron p_T spectra with increasing event multiplicity and collision energy is observed, consistently with previous measurements [6–9], and could be interpreted either in terms of a collective expansion of the system created in p-Pb collisions or attributed to an increasing contribution of (anti)nuclei production in jets [11,76,77], as proposed in Ref. [8]. The production mechanisms of (anti)deuterons and (anti) ^3He are investigated by comparing the multiplicity dependence of the coalescence parameters B_A and their yields relative to protons, with the predictions of the canonical statistical model and of the coalescence model. A smooth evolution of these observables with multiplicity across different collision systems and energies is seen. The intermediate multiplicity range, which is covered in this measurement, is particularly interesting as it links existing results

in pp and Pb–Pb collisions, corresponding to small and large system sizes, respectively. The results of B_2 as a function of the mean charged-particle multiplicity density show a good agreement with the coalescence model that uses the parameterization of the source radii based on femtoscopic techniques.

The results presented in this article corroborate a better description of the deuteron production measurements by the coalescence model than by the canonical statistical hadronization model. However, in the case of the ${}^3\text{He}/p$ ratio, significant deviations are measured at intermediate multiplicities between the data and the predictions of both the two-body and the three-body coalescence calculations. Implementations of the CSM with a fixed correlation volume cannot describe quantitatively the nucleus-to-proton ratio in the full multiplicity range spanned by the ALICE measurements, but capture the increasing trend qualitatively. At high multiplicity, CSM calculations are consistent with the data in the grand canonical limit.

Declaration of competing interest

The authors declare that they have no known competing financial interests or personal relationships that could have appeared to influence the work reported in this paper.

Data availability

Data will be made available on request.

Acknowledgements

The ALICE Collaboration would like to thank all its engineers and technicians for their invaluable contributions to the construction of the experiment and the CERN accelerator teams for the outstanding performance of the LHC complex. The ALICE Collaboration gratefully acknowledges the resources and support provided by all Grid centres and the Worldwide LHC Computing Grid (WLCG) collaboration. The ALICE Collaboration acknowledges the following funding agencies for their support in building and running the ALICE detector: A. I. Alikhanyan National Science Laboratory (Yerevan Physics Institute) Foundation (ANSL), State Committee of Science and World Federation of Scientists (WFS), Armenia; Austrian Academy of Sciences, Austrian Science Fund (FWF): [M 2467-N36] and Österreichische Nationalstiftung für Forschung, Technologie und Entwicklung, Austria; Ministry of Communications and High Technologies, National Nuclear Research Center, Azerbaijan; Conselho Nacional de Desenvolvimento Científico e Tecnológico (CNPq), Financiadora de Estudos e Projetos (Finep), Fundação de Amparo à Pesquisa do Estado de São Paulo (FAPESP) and Universidade Federal do Rio Grande do Sul (UFRGS), Brazil; Ministry of Education of China (MOEC), Ministry of Science & Technology of China (MSTC) and National Natural Science Foundation of China (NSFC), China; Ministry of Science and Education and Croatian Science Foundation, Croatia; Centro de Aplicaciones Tecnológicas y Desarrollo Nuclear (CEADEN), Cubaenergía, Cuba; The Ministry of Education, Youth and Sports, Czech Republic; The Danish Council for Independent Research Natural Sciences, the Villum Fonden and Danish National Research Foundation (DNRF), Denmark; Helsinki Institute of Physics (HIP), Finland; Commissariat à l'Énergie Atomique (CEA) and Institut National de Physique Nucléaire et de Physique des Particules (IN2P3) and Centre National de la Recherche Scientifique (CNRS), France; Bundesministerium für Bildung und Forschung (BMBF) and GSI Helmholtzzentrum für Schwerionenforschung GmbH, Germany; General Secretariat for Research and Technology, Ministry of Education, Research and Religions, Greece; National Research, Development and Innovation

Office, Hungary; Department of Atomic Energy, Government of India (DAE), Department of Science and Technology, Government of India (DST), University Grants Commission, Government of India (UGC) and Council of Scientific and Industrial Research (CSIR), India; National Research and Innovation Agency - BRIN, Indonesia; Istituto Nazionale di Fisica Nucleare (INFN), Italy; Japanese Ministry of Education, Culture, Sports, Science and Technology (MEXT) and Japan Society for the Promotion of Science (JSPS) KAKENHI, Japan; Consejo Nacional de Ciencia (CONACYT) y Tecnología, through Fondo de Cooperación Internacional en Ciencia y Tecnología (FONCICYT) and Dirección General de Asuntos del Personal Académico (DGAPA), Mexico; Nederlandse Organisatie voor Wetenschappelijk Onderzoek (NWO), Netherlands; The Research Council of Norway, Norway; Commission on Science and Technology for Sustainable Development in the South (COMSATS), Pakistan; Pontificia Universidad Católica del Perú, Peru; Ministry of Education and Science, National Science Centre and WUT ID-UB, Poland; Korea Institute of Science and Technology Information and National Research Foundation of Korea (NRF), Republic of Korea; Ministry of Education and Scientific Research, Institute of Atomic Physics, Ministry of Research and Innovation and Institute of Atomic Physics and University Politehnica of Bucharest, Romania; Ministry of Education, Science, Research and Sport of the Slovak Republic, Slovakia; National Research Foundation of South Africa, South Africa; Swedish Research Council (VR) and Knut and Alice Wallenberg Foundation (KAW), Sweden; European Organization for Nuclear Research, Switzerland; Suranaree University of Technology (SUT), National Science and Technology Development Agency (NSTDA), Thailand Science Research and Innovation (TSRI) and National Science, Research and Innovation Fund (NSRF), Thailand; Turkish Energy, Nuclear and Mineral Research Agency (TENMAK), Turkey; National Academy of Sciences of Ukraine, Ukraine; Science and Technology Facilities Council (STFC), United Kingdom; National Science Foundation of the United States of America (NSF) and United States Department of Energy, Office of Nuclear Physics (DOE NP), United States of America. In addition, individual groups or members have received support from: Marie Skłodowska Curie (grant no. 896850), European Union.

References

- [1] ALICE Collaboration, S. Acharya, et al., Production of ${}^4\text{He}$ and ${}^4\bar{\text{He}}$ in Pb–Pb collisions at $\sqrt{s_{\text{NN}}} = 2.76$ TeV at the LHC, *Nucl. Phys. A* 971 (2018) 1–20, arXiv:1710.07531 [nucl-ex].
- [2] ALICE Collaboration, S. Acharya, et al., Production of deuterons, tritons, ${}^3\text{He}$ nuclei and their antinuclei in pp collisions at $\sqrt{s} = 0.9, 2.76$ and 7 TeV, *Phys. Rev. C* 97 (2018) 024615, arXiv:1709.08522 [nucl-ex].
- [3] ALICE Collaboration, J. Adam, et al., Precision measurement of the mass difference between light nuclei and anti-nuclei, *Nat. Phys.* 11 (2015) 811–814, arXiv:1508.03986 [nucl-ex].
- [4] ALICE Collaboration, J. Adam, et al., Production of light nuclei and anti-nuclei in pp and Pb–Pb collisions at energies available at the CERN Large Hadron Collider, *Phys. Rev. C* 93 (2016) 024917, arXiv:1506.08951 [nucl-ex].
- [5] ALICE Collaboration, S. Acharya, et al., Measurement of the (anti-) ${}^3\text{He}$ elliptic flow in Pb–Pb collisions at $\sqrt{s_{\text{NN}}} = 5.02$ TeV, *Phys. Lett. B* 805 (2020) 135414, arXiv:1910.09718 [nucl-ex].
- [6] ALICE Collaboration, S. Acharya, et al., Multiplicity dependence of (anti-)deuteron production in pp collisions at $\sqrt{s} = 7$ TeV, *Phys. Lett. B* 794 (2019) 50–63, arXiv:1902.09290 [nucl-ex].
- [7] ALICE Collaboration, S. Acharya, et al., Multiplicity dependence of light (anti-)nuclei production in p–Pb collisions at $\sqrt{s_{\text{NN}}} = 5.02$ TeV, *Phys. Lett. B* 800 (2020) 135043, arXiv:1906.03136 [nucl-ex].
- [8] ALICE Collaboration, S. Acharya, et al., Production of (anti-) ${}^3\text{He}$ and (anti-) ${}^3\text{H}$ in p–Pb collisions at $\sqrt{s_{\text{NN}}} = 5.02$ TeV, *Phys. Rev. C* 101 (2020) 044906, arXiv:1910.14401 [nucl-ex].
- [9] ALICE Collaboration, S. Acharya, et al., (Anti-)deuteron production in pp collisions at $\sqrt{s} = 13$ TeV, *Eur. Phys. J. C* 80 (2020) 889, arXiv:2003.03184 [nucl-ex].
- [10] ALICE Collaboration, S. Acharya, et al., Elliptic and triangular flow of (anti)deuterons in Pb–Pb collisions at $\sqrt{s_{\text{NN}}} = 5.02$ TeV, *Phys. Rev. C* 102 (2020) 055203, arXiv:2005.14639 [nucl-ex].

- [11] ALICE Collaboration, S. Acharya, et al., Jet-associated deuteron production in pp collisions at $\sqrt{s} = 13$ TeV, *Phys. Lett. B* 819 (2021) 136440, arXiv:2011.05898 [nucl-ex].
- [12] ALICE Collaboration, S. Acharya, et al., Production of light (anti)nuclei in pp collisions at $\sqrt{s} = 5.02$ TeV, *Eur. Phys. J. C* 82 (2022) 289, arXiv:2112.00610 [nucl-ex].
- [13] ALICE Collaboration, S. Acharya, et al., Production of light (anti)nuclei in pp collisions at $\sqrt{s} = 13$ TeV, *J. High Energy Phys.* 01 (2022) 106, arXiv:2109.13026 [nucl-ex].
- [14] E878 Collaboration, M.J. Bennett, et al., Light nuclei production in relativistic Au + nucleus collisions, *Phys. Rev. C* 58 (1998) 1155–1164.
- [15] E802 Collaboration, L. Ahle, et al., Proton and deuteron production in Au + Au reactions at 11.6 A-GeV/c, *Phys. Rev. C* 60 (1999) 064901.
- [16] E864 Collaboration, T.A. Armstrong, et al., Measurements of light nuclei production in 11.5 A-GeV/c Au + Pb heavy ion collisions, *Phys. Rev. C* 61 (2000) 064908, arXiv:nucl-ex/0003009.
- [17] E864 Collaboration, T.A. Armstrong, et al., Anti-deuteron yield at the AGS and coalescence implications, *Phys. Rev. Lett.* 85 (2000) 2685–2688, arXiv:nucl-ex/0005001.
- [18] NA52 (NEWMASS Collaboration, G. Ambrosini, et al., Baryon and anti-baryon production in lead-lead collisions at 158 A-GeV/c, *Phys. Lett. B* 417 (1998) 202–210.
- [19] STAR Collaboration, C. Adler, et al., \bar{d} and ${}^3\bar{\text{He}}$ production in $\sqrt{s_{\text{NN}}} = 130$ GeV Au + Au collisions, *Phys. Rev. Lett.* 87 (2001) 2623011.
- [20] PHENIX Collaboration, S.S. Adler, et al., Deuteron and antideuteron production in Au + Au collisions at 200 GeV, *Phys. Rev. Lett.* 94 (2005) 122302, arXiv:nucl-ex/0406004.
- [21] BRAHMS Collaboration, I. Arsene, et al., Rapidity dependence of deuteron production in Au + Au collisions at $\sqrt{s_{\text{NN}}} = 200$ GeV, *Phys. Rev. C* 83 (2011) 044906, arXiv:1005.5427 [nucl-ex].
- [22] STAR Collaboration, H. Agakishiev, et al., Observation of the antimatter helium-4 nucleus, *Nature* 473 (2011) 353, arXiv:1103.3312 [nucl-ex], Erratum: *Nature* 475 (2011) 412.
- [23] STAR Collaboration, L. Adamczyk, et al., Measurement of elliptic flow of light nuclei at $\sqrt{s_{\text{NN}}} = 200, 62.4, 39, 27, 19.6, 11.5,$ and 7.7 GeV at the BNL Relativistic Heavy Ion Collider, *Phys. Rev. C* 94 (2016) 034908, arXiv:1601.07052 [nucl-ex].
- [24] STAR Collaboration, J. Adam, et al., Beam energy dependence of (anti-)deuteron production in Au + Au collisions at the BNL Relativistic Heavy Ion Collider, *Phys. Rev. C* 99 (2019) 064905, arXiv:1903.11778 [nucl-ex].
- [25] A. Andronic, P. Braun-Munzinger, J. Stachel, H. Stocker, Production of light nuclei, hypernuclei and their antiparticles in relativistic nuclear collisions, *Phys. Lett. B* 697 (2011) 203–207, arXiv:1010.2995 [nucl-th].
- [26] J. Cleymans, S. Kabana, I. Kraus, H. Oeschler, K. Redlich, N. Sharma, Antimatter production in proton-proton and heavy-ion collisions at ultrarelativistic energies, *Phys. Rev. C* 84 (2011) 054916, arXiv:1105.3719 [hep-ph].
- [27] F. Becattini, E. Grossi, M. Bleicher, J. Steinheimer, R. Stock, Centrality dependence of hadronization and chemical freeze-out conditions in heavy ion collisions at $\sqrt{s_{\text{NN}}} = 2.76$ TeV, *Phys. Rev. C* 90 (2014) 054907, arXiv:1405.0710 [nucl-th].
- [28] V. Vovchenko, H. Stöcker, Examination of the sensitivity of the thermal fits to heavy-ion hadron yield data to the modeling of the eigenvolume interactions, *Phys. Rev. C* 95 (2017) 044904, arXiv:1606.06218 [hep-ph].
- [29] A. Andronic, P. Braun-Munzinger, K. Redlich, J. Stachel, Decoding the phase structure of QCD via particle production at high energy, *Nature* 561 (2018) 321–330, arXiv:1710.09425 [nucl-th].
- [30] N. Sharma, J. Cleymans, B. Hippolyte, M. Paradza, A comparison of p-p, p-Pb, Pb-Pb collisions in the thermal model: multiplicity dependence of thermal parameters, *Phys. Rev. C* 99 (2019) 044914, arXiv:1811.00399 [hep-ph].
- [31] V. Vovchenko, V. Koch, Centrality dependence of proton and light nuclei yields as a consequence of baryon annihilation in the hadronic phase, *Phys. Lett. B* 835 (2022) 137577, arXiv:2210.15641 [nucl-th].
- [32] N. Sharma, L. Kumar, P.M. Lo, K. Redlich, Light nuclei production in pp and pA collisions in the Baryon Canonical Ensemble, *Phys. Rev. C* 107 (2023) 054903, arXiv:2210.15617 [nucl-th].
- [33] S.T. Butler, C.A. Pearson, Deuterons from high-energy proton bombardment of matter, *Phys. Rev.* 129 (1963) 836–842.
- [34] J.I. Kapusta, Mechanisms for deuteron production in relativistic nuclear collisions, *Phys. Rev. C* 21 (1980) 1301–1310.
- [35] H. Sato, K. Yazaki, On the coalescence model for high energy nuclear reactions, *Phys. Lett. B* 98 (1981) 153–157.
- [36] L. Csernai, J.I. Kapusta, Entropy and cluster production in nuclear collisions, *Phys. Rep.* 131 (1986) 223–318.
- [37] R. Scheibl, U.W. Heinz, Coalescence and flow in ultrarelativistic heavy ion collisions, *Phys. Rev. C* 59 (1999) 1585–1602, arXiv:nucl-th/9809092 [nucl-th].
- [38] K. Blum, K.C.Y. Ng, R. Sato, M. Takimoto, Cosmic rays, antihelium, and an old navy spotlight, *Phys. Rev. D* 96 (2017) 103021, arXiv:1704.05431 [astro-ph.HE].
- [39] W. Zhao, L. Zhu, H. Zheng, C.M. Ko, H. Song, Spectra and flow of light nuclei in relativistic heavy ion collisions at energies available at the BNL Relativistic Heavy Ion Collider and at the CERN Large Hadron Collider, *Phys. Rev. C* 98 (2018) 054905, arXiv:1807.02813 [nucl-th].
- [40] P. Braun-Munzinger, B. Dönigus, Loosely-bound objects produced in nuclear collisions at the LHC, *Nucl. Phys. A* 987 (2019) 144–201.
- [41] F. Bellini, A.P. Kalweit, Testing production scenarios for (anti-) (hyper-)nuclei and exotica at energies available at the CERN Large Hadron Collider, *Phys. Rev. C* 99 (2019) 054905, arXiv:1807.05894 [hep-ph].
- [42] S. Mrowczynski, Production of light nuclei at colliders – coalescence vs. thermal model, *Eur. Phys. J. Spec. Top.* 229 (2020) 3559–3583, arXiv:2004.07029 [nucl-th].
- [43] NA49 Collaboration, T. Anticic, et al., Energy and centrality dependence of deuteron and proton production in Pb + Pb collisions at relativistic energies, *Phys. Rev. C* 69 (2004) 024902.
- [44] ALICE Collaboration, B. Abelev, et al., Freeze-out radii extracted from three-pion cumulants in pp, p-Pb and Pb-Pb collisions at the LHC, *Phys. Lett. B* 739 (2014) 139–151, arXiv:1404.1194 [nucl-ex].
- [45] F. Donato, N. Fornengo, D. Maurin, Antideuteron fluxes from dark matter annihilation in diffusion models, *Phys. Rev. D* 78 (2008) 043506, arXiv:0803.2640 [hep-ph].
- [46] M. Korsmeier, F. Donato, N. Fornengo, Prospects to verify a possible dark matter hint in cosmic antiprotons with antideuterons and antihelium, *Phys. Rev. D* 97 (2018) 103011, arXiv:1711.08465 [astro-ph.HE].
- [47] P. von Doetinchem, et al., Cosmic-ray antinuclei as messengers of new physics: status and outlook for the new decade, *J. Cosmol. Astropart. Phys.* 08 (2020) 035, arXiv:2002.04163 [astro-ph.HE].
- [48] A. Kounine, The alpha magnetic spectrometer on the international space station, *Int. J. Mod. Phys. E* 21 (2012) 1230005.
- [49] C.J. Hailey, An indirect search for dark matter using antideuterons: the GAPS experiment, *New J. Phys.* 11 (2009) 105022.
- [50] L.J. Chang, M. Lisanti, S. Mishra-Sharma, Search for dark matter annihilation in the Milky Way halo, *Phys. Rev. D* 98 (2018) 123004, arXiv:1804.04132 [astro-ph.CO].
- [51] ALICE Collaboration, B.B. Abelev, et al., Multiplicity dependence of pion, kaon, proton and lambda production in p-Pb collisions at $\sqrt{s_{\text{NN}}} = 5.02$ TeV, *Phys. Lett. B* 728 (2014) 25–38, arXiv:1307.6796 [nucl-ex].
- [52] ALICE Collaboration, E. Abbas, et al., Mid-rapidity anti-baryon to baryon ratios in pp collisions at $\sqrt{s} = 0.9, 2.76$ and 7 TeV measured by ALICE, *Eur. Phys. J. C* 73 (2013) 2496, arXiv:1305.1562 [nucl-ex].
- [53] ALICE Collaboration, K. Aamodt, et al., The ALICE experiment at the CERN LHC, *J. Instrum.* 3 (2008) S08002.
- [54] ALICE Collaboration, B. Abelev, et al., Performance of the ALICE experiment at the CERN LHC, *Int. J. Mod. Phys. A* 29 (2014) 1430044, arXiv:1402.4476 [nucl-ex].
- [55] ALICE Collaboration, K. Aamodt, et al., Alignment of the ALICE Inner Tracking System with cosmic-ray tracks, *J. Instrum.* 5 (2010) P03003, arXiv:1001.0502 [physics.ins-det].
- [56] ALICE Collaboration, J. Alme, et al., The ALICE TPC, a large 3-dimensional tracking device with fast readout for ultra-high multiplicity events, *Nucl. Instrum. Methods Phys. Res., Sect. A* 622 (2010) 316–367, arXiv:1001.1950 [physics.ins-det].
- [57] ALICE Collaboration, S. Acharya, et al., The ALICE transition radiation detector: construction, operation, and performance, *Nucl. Instrum. Methods Phys. Res., Sect. A* 881 (2018) 88–127, arXiv:1709.02743 [physics.ins-det].
- [58] ALICE Collaboration, A. Akindinov, et al., Performance of the ALICE Time-of-Flight detector at the LHC, *Eur. Phys. J. Plus* 128 (2013) 44.
- [59] ALICE Collaboration, F. Carnesecchi, Performance of the ALICE Time-of-Flight detector at the LHC, *J. Instrum.* 14 (2019) C06023, arXiv:1806.03825 [physics.ins-det].
- [60] ALICE Collaboration, J. Adam, et al., Determination of the event collision time with the ALICE detector at the LHC, *Eur. Phys. J. Plus* 132 (2017) 99, arXiv:1610.03055 [physics.ins-det].
- [61] ALICE Collaboration, P. Cortese, et al., ALICE technical design report on forward detectors: FMD, T0 and V0, CERN-LHCC-2004-025, 2004.
- [62] ALICE Collaboration, E. Abbas, et al., Performance of the ALICE VZERO system, *J. Instrum.* 8 (2013) P10016, arXiv:1306.3130 [nucl-ex].
- [63] ALICE Collaboration, S. Acharya, et al., Z-boson production in p-Pb collisions at $\sqrt{s_{\text{NN}}} = 8.16$ TeV and Pb-Pb collisions at $\sqrt{s_{\text{NN}}} = 5.02$ TeV, *J. High Energy Phys.* 09 (2020) 076, arXiv:2005.11126 [nucl-ex].
- [64] X.-N. Wang, M. Gyulassy, HJING: a Monte Carlo model for multiple jet production in pp, pA, and AA collisions, *Phys. Rev. D* 44 (1991) 3501–3516.
- [65] R. Brun, F. Bruyant, F. Carminati, S. Giani, M. Maire, A. McPherson, G. Patrick, L. Urban, GEANT Detector Description and Simulation Tool, CERN-W5013, 1994.
- [66] H. Kamada, J. Golak, K. Miyagawa, H. Witala, W. Glöckle, π -mesonic decay of the hypertriton, *Phys. Rev. C* 57 (1998) 1595–1603.
- [67] ALICE Collaboration, J. Adam, et al., ${}^3_{\Lambda}\text{H}$ and ${}^3_{\bar{\Lambda}}\text{H}$ production in Pb-Pb collisions at $\sqrt{s_{\text{NN}}} = 2.76$ TeV, *Phys. Lett. B* 754 (2016) 360–372, arXiv:1506.08453 [nucl-ex].
- [68] V. Vovchenko, B. Dönigus, H. Stöcker, Multiplicity dependence of light nuclei production at LHC energies in the canonical statistical model, *Phys. Lett. B* 785 (2018) 171–174, arXiv:1808.05245 [hep-ph].
- [69] ALICE Collaboration, S. Acharya, et al., Measurement of the low-energy antideuteron inelastic cross section, *Phys. Rev. Lett.* 125 (2020) 162001, arXiv:2005.11122 [nucl-ex].

- [70] R. Barlow, Systematic errors: facts and fictions, in: Conference on Advanced Statistical Techniques in Particle Physics, 7, 2002, pp. 134–144, arXiv:hep-ex/0207026.
- [71] J. Jaros, et al., Nucleus-nucleus total cross sections for light nuclei at 1.55 and 2.89 GeV/c per nucleon, *Phys. Rev. C* 18 (1978) 2273–2292.
- [72] A. Auce, R.F. Carlson, A.J. Cox, A. Ingemarsson, R. Johansson, P.U. Renberg, O. Sundberg, G. Tibell, Reaction cross sections for 38, 65, and 97 MeV deuterons on targets from ^9Be to ^{208}Pb , *Phys. Rev. C* 53 (1996) 2919–2925.
- [73] F. Binon, et al., Absorption cross-sections of 25 GeV/c antideuterons in Li, C, Al, Cu and Pb, *Phys. Lett. B* 31 (1970) 230–232.
- [74] S. Denisov, S. Donskov, Y. Gorin, V. Kachanov, V. Kutjin, A. Petrukhin, Y. Prokoshkin, E. Razuvaev, R. Shuvalov, D. Stojanova, Measurements of antideuteron absorption and stripping cross sections at the momentum 13.3 GeV/c, *Nucl. Phys. B* 31 (1971) 253–260.
- [75] ALICE Collaboration, S. Acharya, et al., Measurement of deuteron spectra and elliptic flow in Pb–Pb collisions at $\sqrt{s_{\text{NN}}} = 2.76$ TeV at the LHC, *Eur. Phys. J. C* 77 (2017) 658, arXiv:1707.07304 [nucl-ex].
- [76] ALICE Collaboration, S. Acharya, et al., Charged-particle production as a function of multiplicity and transverse sphericity in pp collisions at $\sqrt{s} = 5.02$ and 13 TeV, *Eur. Phys. J. C* 79 (2019) 857, arXiv:1905.07208 [nucl-ex].
- [77] ALICE Collaboration, S. Acharya, et al., Enhanced deuteron coalescence probability in jets, *Phys. Rev. Lett.* 131 (2023) 042301, arXiv:2211.15204 [nucl-ex].
- [78] C. Tsallis, Possible generalization of Boltzmann-Gibbs statistics, *J. Stat. Phys.* 52 (1988) 479–487.
- [79] E. Schnedermann, J. Sollfrank, U.W. Heinz, Thermal phenomenology of hadrons from 200-A/GeV S + S collisions, *Phys. Rev. C* 48 (1993) 2462–2475, arXiv:nucl-th/9307020 [nucl-th].
- [80] K. Bhalla, et al., Relativistic α -particles emitted in Fe-emulsion interactions at 1.7A GeV, *Nucl. Phys. A* 367 (1981) 446–458.
- [81] D.M.P.Z. Ning, L. Li, Foundation of Nuclear Physics: Nucleons and Nuclei, Higher Education Press, Beijing, China, 2003.
- [82] PHENIX Collaboration, S.S. Adler, et al., Identified charged particle spectra and yields in Au + Au collisions at $S(\text{NN})^{1/2} = 200$ -GeV, *Phys. Rev. C* 69 (2004) 034909, arXiv:nucl-ex/0307022.
- [83] UA1 Collaboration, C. Albajar, et al., A study of the general characteristics of $p\bar{p}$ collisions at $\sqrt{s} = 0.2$ -TeV to 0.9-TeV, *Nucl. Phys. B* 335 (1990) 261–287.
- [84] ALICE Collaboration, B. Abelev, et al., Centrality dependence of π , K, p production in Pb–Pb collisions at $\sqrt{s_{\text{NN}}} = 2.76$ TeV, *Phys. Rev. C* 88 (2013) 044910, arXiv:1303.0737 [hep-ex].
- [85] ALICE Collaboration, S. Acharya, et al., Multiplicity dependence of π , K, and p production in pp collisions at $\sqrt{s} = 13$ TeV, *Eur. Phys. J. C* 80 (2020) 693, arXiv:2003.02394 [nucl-ex].
- [86] ALICE Collaboration, S. Acharya, et al., Multiplicity dependence of light-flavor hadron production in pp collisions at $\sqrt{s} = 7$ TeV, *Phys. Rev. C* 99 (2019) 024906, arXiv:1807.11321 [nucl-ex].
- [87] ALICE Collaboration, S. Acharya, et al., Light (anti)nuclei production in Pb–Pb collisions at $\sqrt{s_{\text{NN}}} = 5.02$ TeV, *Phys. Rev. C* 107 (2023) 064904, arXiv:2211.14015 [nucl-ex].
- [88] V. Vovchenko, B. Dönigus, H. Stoecker, Canonical statistical model analysis of p-p, p-Pb, and Pb-Pb collisions at energies available at the CERN Large Hadron Collider, *Phys. Rev. C* 100 (2019) 054906, arXiv:1906.03145 [hep-ph].
- [89] K.-J. Sun, C.M. Ko, B. Dönigus, Suppression of light nuclei production in collisions of small systems at the Large Hadron Collider, *Phys. Lett. B* 792 (2019) 132–137, arXiv:1812.05175 [nucl-th].

ALICE Collaboration

S. Acharya ^{131, [ID](#)}, D. Adamová ^{85, [ID](#)}, A. Adler ⁶⁹, J. Adolfsson ^{74, [ID](#)}, G. Aglieri Rinella ^{32, [ID](#)}, M. Agnello ^{29, [ID](#)}, N. Agrawal ^{49, [ID](#)}, Z. Ahammed ^{131, [ID](#)}, S. Ahmad ¹⁵, S.U. Ahn ^{70, [ID](#)}, I. Ahuja ^{36, [ID](#)}, A. Akindinov ^{139, [ID](#)}, M. Al-Turany ^{97, [ID](#)}, D. Aleksandrov ^{139, [ID](#)}, B. Alessandro ^{55, [ID](#)}, H.M. Alfanda ^{6, [ID](#)}, R. Alfaro Molina ^{66, [ID](#)}, B. Ali ^{15, [ID](#)}, Y. Ali ¹³, A. Alici ^{25, [ID](#)}, N. Alizadehvandchali ^{112, [ID](#)}, A. Alkin ^{32, [ID](#)}, J. Alme ^{20, [ID](#)}, G. Alocco ^{50, [ID](#)}, T. Alt ^{63, [ID](#)}, I. Altsybeev ^{139, [ID](#)}, M.N. Anaam ^{6, [ID](#)}, C. Andrei ^{44, [ID](#)}, D. Andreou ^{83, [ID](#)}, A. Andronic ^{134, [ID](#)}, M. Angeletti ³², V. Angelov ^{94, [ID](#)}, F. Antinori ^{52, [ID](#)}, P. Antonioli ^{49, [ID](#)}, C. Anuj ^{15, [ID](#)}, N. Apadula ^{73, [ID](#)}, L. Aphecetche ^{102, [ID](#)}, H. Appelshäuser ^{63, [ID](#)}, S. Arcelli ^{25, [ID](#)}, R. Arnaldi ^{55, [ID](#)}, I.C. Arsene ^{19, [ID](#)}, M. Arslandok ^{136, [ID](#)}, A. Augustinus ^{32, [ID](#)}, R. Averbek ^{97, [ID](#)}, S. Aziz ^{127, [ID](#)}, M.D. Azmi ¹⁵, A. Badalà ^{51, [ID](#)}, Y.W. Baek ^{39, [ID](#)}, X. Bai ^{97, [ID](#)}, R. Bailhache ^{63, [ID](#)}, Y. Bailung ^{46, [ID](#)}, R. Bala ^{90, [ID](#)}, A. Balbino ^{29, [ID](#)}, A. Baldisseri ^{126, [ID](#)}, B. Balis ^{2, [ID](#)}, D. Banerjee ^{4, [ID](#)}, Z. Banoo ^{90, [ID](#)}, R. Barbera ^{26, [ID](#)}, L. Barioglio ^{95, [ID](#)}, M. Barlou ⁷⁷, G.G. Barnaföldi ^{135, [ID](#)}, L.S. Barnby ^{84, [ID](#)}, V. Barret ^{123, [ID](#)}, L. Barreto ^{108, [ID](#)}, C. Bartels ^{115, [ID](#)}, K. Barth ^{32, [ID](#)}, E. Bartsch ^{63, [ID](#)}, F. Baruffaldi ^{27, [ID](#)}, N. Bastid ^{123, [ID](#)}, S. Basu ^{74, [ID](#)}, G. Batigne ^{102, [ID](#)}, B. Batyunya ^{140, [ID](#)}, D. Bauri ⁴⁵, J.L. Bazo Alba ^{100, [ID](#)}, I.G. Bearden ^{82, [ID](#)}, C. Beattie ^{136, [ID](#)}, P. Becht ^{97, [ID](#)}, I. Belikov ^{125, [ID](#)}, A.D.C. Bell Hechavarria ^{134, [ID](#)}, R. Bellwied ^{112, [ID](#)}, S. Belokurova ^{139, [ID](#)}, V. Belyaev ^{139, [ID](#)}, G. Bencedi ^{135, [ID](#)}, S. Beole ^{24, [ID](#)}, A. Bercuci ^{44, [ID](#)}, Y. Berdnikov ^{139, [ID](#)}, A. Berdnikova ^{94, [ID](#)}, L. Bergmann ^{94, [ID](#)}, M.G. Besoiu ^{62, [ID](#)}, L. Betev ^{32, [ID](#)}, P.P. Bhaduri ^{131, [ID](#)}, A. Bhasin ^{90, [ID](#)}, I.R. Bhat ⁹⁰, M.A. Bhat ^{4, [ID](#)}, B. Bhattacharjee ^{40, [ID](#)}, P. Bhattacharya ²², L. Bianchi ^{24, [ID](#)}, N. Bianchi ^{47, [ID](#)}, J. Bielčik ^{35, [ID](#)}, J. Bielčíková ^{85, [ID](#)}, J. Biernat ^{105, [ID](#)}, A. Bilandzic ^{95, [ID](#)}, G. Biro ^{135, [ID](#)}, S. Biswas ^{4, [ID](#)}, J.T. Blair ^{106, [ID](#)}, D. Blau ^{139, [ID](#)}, M.B. Blidaru ^{97, [ID](#)}, N. Bluhme ³⁷, C. Blume ^{63, [ID](#)}, G. Boca ^{21, [ID](#)}, F. Bock ^{86, [ID](#)}, A. Bogdanov ¹³⁹, S. Boi ^{22, [ID](#)}, J. Bok ^{57, [ID](#)}, L. Boldizsár ^{135, [ID](#)}, A. Bolozdynya ^{139, [ID](#)}, M. Bombara ^{36, [ID](#)}, P.M. Bond ^{32, [ID](#)}, G. Bonomi ^{130, [ID](#)}, H. Borel ^{126, [ID](#)}, A. Borissov ^{139, [ID](#)}, H. Bossi ^{136, [ID](#)}, E. Botta ^{24, [ID](#)}, L. Bratrud ^{63, [ID](#)}, P. Braun-Munzinger ^{97, [ID](#)}, M. Bregant ^{108, [ID](#)}, M. Broz ^{35, [ID](#)}, G.E. Bruno ^{96, [ID](#)}, M.D. Buckland ^{115, [ID](#)}, D. Budnikov ^{139, [ID](#)}, H. Buesching ^{63, [ID](#)}, S. Bufalino ^{29, [ID](#)}, O. Bugnon ¹⁰², P. Buhler ^{101, [ID](#)}, Z. Buthelezi ^{67, [ID](#)}, J.B. Butt ¹³, A. Bylinkin ^{114, [ID](#)}, S.A. Bysiak ¹⁰⁵, M. Cai ^{27, [ID](#)}, H. Caines ^{136, [ID](#)}, A. Caliva ^{97, [ID](#)}, E. Calvo Villar ^{100, [ID](#)}, J.M.M. Camacho ^{107, [ID](#)}, P. Camerini ^{23, [ID](#)},

F.D.M. Canedo ^{108, [id](#)}, F. Carnesecchi ^{25, [id](#)}, R. Caron ^{126, [id](#)}, J. Castillo Castellanos ^{126, [id](#)}, E.A.R. Casula ^{22, [id](#)}, F. Catalano ^{29, [id](#)}, C. Ceballos Sanchez ^{140, [id](#)}, P. Chakraborty ^{45, [id](#)}, S. Chandra ^{131, [id](#)}, S. Chapeland ^{32, [id](#)}, M. Chartier ^{115, [id](#)}, S. Chattopadhyay ^{131, [id](#)}, S. Chattopadhyay ^{98, [id](#)}, T.G. Chavez ^{43, [id](#)}, T. Cheng ^{6, [id](#)}, C. Cheshkov ^{124, [id](#)}, B. Cheynis ^{124, [id](#)}, V. Chibante Barroso ^{32, [id](#)}, D.D. Chinellato ^{109, [id](#)}, S. Cho ^{57, [id](#)}, P. Chochula ^{32, [id](#)}, P. Christakoglou ^{83, [id](#)}, C.H. Christensen ^{82, [id](#)}, P. Christiansen ^{74, [id](#)}, T. Chujo ^{121, [id](#)}, C. Cicalo ^{50, [id](#)}, L. Cifarelli ^{25, [id](#)}, F. Cindolo ^{49, [id](#)}, M.R. Ciupek ⁹⁷, G. Clai ^{49, [II](#)}, J. Cleymans ^{111, [I](#)}, F. Colamaria ^{48, [id](#)}, J.S. Colburn ⁹⁹, D. Colella ^{48, [id](#)}, A. Collu ⁷³, M. Colocci ^{32, [id](#)}, M. Concas ^{55, [id](#), [III](#)}, G. Conesa Balbastre ^{72, [id](#)}, Z. Conesa del Valle ^{127, [id](#)}, G. Contin ^{23, [id](#)}, J.G. Contreras ^{35, [id](#)}, M.L. Coquet ^{126, [id](#)}, T.M. Cormier ^{86, [I](#)}, P. Cortese ^{129, [id](#)}, M.R. Cosentino ^{110, [id](#)}, F. Costa ^{32, [id](#)}, S. Costanza ^{21, [53](#), [id](#)}, P. Crochet ^{123, [id](#)}, R. Cruz-Torres ^{73, [id](#)}, E. Cuautle ⁶⁴, P. Cui ^{6, [id](#)}, L. Cunqueiro ⁸⁶, A. Dainese ^{52, [id](#)}, M.C. Danisch ^{94, [id](#)}, A. Danu ^{62, [id](#)}, P. Das ^{79, [id](#)}, P. Das ^{4, [id](#)}, S. Das ^{4, [id](#)}, S. Dash ^{45, [id](#)}, R.M.H. David ⁴³, A. De Caro ^{28, [id](#)}, G. de Cataldo ^{48, [id](#)}, L. De Cilladi ^{24, [id](#)}, J. de Cuveland ³⁷, A. De Falco ^{22, [id](#)}, D. De Gruttola ^{28, [id](#)}, N. De Marco ^{55, [id](#)}, C. De Martin ^{23, [id](#)}, S. De Pasquale ^{28, [id](#)}, S. Deb ^{46, [id](#)}, H.F. Degenhardt ¹⁰⁸, K.R. Deja ¹³², R. Del Grande ^{95, [id](#)}, L. Dello Stritto ^{28, [id](#)}, W. Deng ^{6, [id](#)}, P. Dhankher ^{18, [id](#)}, D. Di Bari ^{31, [id](#)}, A. Di Mauro ^{32, [id](#)}, R.A. Diaz ^{7, [id](#)}, T. Dietel ^{111, [id](#)}, Y. Ding ^{124, [6](#), [id](#)}, R. Divià ^{32, [id](#)}, D.U. Dixit ^{18, [id](#)}, Ø. Djuvsland ²⁰, U. Dmitrieva ^{139, [id](#)}, J. Do ⁵⁷, A. Dobrin ^{62, [id](#)}, B. Dönigus ^{63, [id](#)}, A.K. Dubey ^{131, [id](#)}, J.M. Dubinski ^{132, [id](#)}, A. Dubla ^{97, [83](#), [id](#)}, S. Dudi ^{89, [id](#)}, P. Dupieux ^{123, [id](#)}, M. Durkac ¹⁰⁴, N. Dzalaiova ¹², T.M. Eder ^{134, [id](#)}, R.J. Ehlers ^{86, [id](#)}, V.N. Eikeland ²⁰, F. Eisenhut ^{63, [id](#)}, D. Elia ^{48, [id](#)}, B. Erasmus ^{102, [id](#)}, F. Ercolessi ^{25, [id](#)}, F. Erhardt ^{88, [id](#)}, A. Erokhin ¹³⁹, M.R. Ersdal ²⁰, B. Espagnon ^{127, [id](#)}, G. Eulisse ^{32, [id](#)}, D. Evans ^{99, [id](#)}, S. Evdokimov ^{139, [id](#)}, L. Fabbietti ^{95, [id](#)}, M. Faggin ^{27, [id](#)}, J. Faivre ^{72, [id](#)}, F. Fan ^{6, [id](#)}, A. Fantoni ^{47, [id](#)}, M. Fasel ^{86, [id](#)}, P. Fecchio ²⁹, A. Feliciello ^{55, [id](#)}, G. Feofilov ^{139, [id](#)}, A. Fernández Téllez ^{43, [id](#)}, A. Ferrero ^{126, [id](#)}, A. Ferretti ^{24, [id](#)}, V.J.G. Feuillard ^{94, [id](#)}, J. Figiel ^{105, [id](#)}, V. Filova ^{35, [id](#)}, D. Finogeev ^{139, [id](#)}, G. Fiorenza ^{32, [96](#)}, F. Flor ^{112, [id](#)}, A.N. Flores ^{106, [id](#)}, S. Foertsch ^{67, [id](#)}, I. Fokin ^{94, [id](#)}, S. Fokin ^{139, [id](#)}, E. Fragiaco ^{56, [id](#)}, E. Frajna ^{135, [id](#)}, U. Fuchs ^{32, [id](#)}, N. Funicello ^{28, [id](#)}, C. Furget ^{72, [id](#)}, A. Furs ^{139, [id](#)}, J.J. Gaardhøje ^{82, [id](#)}, M. Gagliardi ^{24, [id](#)}, A.M. Gago ^{100, [id](#)}, A. Gal ¹²⁵, C.D. Galvan ^{107, [id](#)}, P. Ganoti ^{77, [id](#)}, C. Garabatos ^{97, [id](#)}, J.R.A. Garcia ^{43, [id](#)}, E. Garcia-Solis ^{9, [id](#)}, K. Garg ^{102, [id](#)}, C. Gargiulo ^{32, [id](#)}, A. Garibli ⁸⁰, K. Garner ¹³⁴, E.F. Gauger ^{106, [id](#)}, A. Gautam ^{114, [id](#)}, M.B. Gay Ducati ^{65, [id](#)}, M. Germain ^{102, [id](#)}, P. Ghosh ¹³¹, S.K. Ghosh ⁴, M. Giacalone ^{25, [id](#)}, P. Gianotti ^{47, [id](#)}, P. Giubellino ^{97, [55](#), [id](#)}, P. Giubilato ^{27, [id](#)}, A.M.C. Glaenger ^{126, [id](#)}, P. Glässel ^{94, [id](#)}, E. Glimos ^{118, [id](#)}, D.J.Q. Goh ⁷⁵, V. Gonzalez ^{133, [id](#)}, L.H. González-Trueba ^{66, [id](#)}, S. Gorbunov ³⁷, M. Gorgon ^{2, [id](#)}, L. Görlich ^{105, [id](#)}, S. Gotovac ³³, V. Grabski ^{66, [id](#)}, L.K. Graczykowski ^{132, [id](#)}, L. Greiner ^{73, [id](#)}, A. Grelli ^{58, [id](#)}, C. Grigoras ^{32, [id](#)}, V. Grigoriev ^{139, [id](#)}, S. Grigoryan ^{140, [1](#), [id](#)}, F. Grosa ^{55, [id](#)}, J.F. Grosse-Oetringhaus ^{32, [id](#)}, R. Grosso ^{97, [id](#)}, D. Grund ^{35, [id](#)}, G.G. Guardiano ^{109, [id](#)}, R. Guernane ^{72, [id](#)}, M. Guilbaud ^{102, [id](#)}, K. Gulbrandsen ^{82, [id](#)}, T. Gunji ^{120, [id](#)}, W. Guo ^{6, [id](#)}, A. Gupta ^{90, [id](#)}, R. Gupta ^{90, [id](#)}, S.P. Guzman ^{43, [id](#)}, L. Gyulai ^{135, [id](#)}, M.K. Habib ⁹⁷, C. Hadjidakis ^{127, [id](#)}, H. Hamagaki ^{75, [id](#)}, M. Hamid ⁶, R. Hannigan ^{106, [id](#)}, M.R. Haque ^{132, [id](#)}, A. Harlanderova ⁹⁷, J.W. Harris ^{136, [id](#)}, A. Harton ^{9, [id](#)}, J.A. Hasenbichler ³², H. Hassan ^{86, [id](#)}, D. Hatzifotiadou ^{49, [id](#)}, P. Hauer ^{41, [id](#)}, L.B. Havener ^{136, [id](#)}, S.T. Heckel ^{95, [id](#)}, E. Hellbär ^{97, [id](#)}, H. Helstrup ^{34, [id](#)}, T. Herman ^{35, [id](#)}, E.G. Hernandez ⁴³, G. Herrera Corral ^{8, [id](#)}, F. Herrmann ¹³⁴, K.F. Hetland ^{34, [id](#)}, H. Hillemanns ^{32, [id](#)}, C. Hills ^{115, [id](#)}, B. Hippolyte ^{125, [id](#)}, B. Hofman ^{58, [id](#)}, B. Hohlweger ^{83, [id](#)}, J. Honermann ^{134, [id](#)}, G.H. Hong ^{137, [id](#)}, D. Horak ^{35, [id](#)}, S. Hornung ^{97, [id](#)}, A. Horzyk ², R. Hosokawa ¹⁴, Y. Hou ^{6, [id](#)}, P. Hristov ^{32, [id](#)}, C. Hughes ^{118, [id](#)}, P. Huhn ⁶³, L.M. Huhta ^{113, [id](#)}, C.V. Hulse ^{127, [id](#)}, T.J. Humanic ^{87, [id](#)}, H. Hushnud ⁹⁸, A. Hutson ^{112, [id](#)}, D. Hutter ^{37, [id](#)}, J.P. Iddon ^{32, [115](#), [id](#)}, R. Ilkaev ¹³⁹, H. Ilyas ^{13, [id](#)}, M. Inaba ^{121, [id](#)}, G.M. Innocenti ^{32, [id](#)}, M. Ippolitov ^{139, [id](#)}, A. Isakov ^{85, [id](#)},

T. Isidori ^{114, [ib](#)}, M.S. Islam ^{98, [ib](#)}, M. Ivanov ^{97, [ib](#)}, V. Ivanov ^{139, [ib](#)}, V. Izucheev ¹³⁹, M. Jablonski ^{2, [ib](#)},
 B. Jacak ^{73, [ib](#)}, N. Jacazio ^{32, [ib](#)}, P.M. Jacobs ^{73, [ib](#)}, S. Jadlovska ¹⁰⁴, J. Jadlovsky ¹⁰⁴, S. Jaelani ⁵⁸,
 C. Jahnke ^{108, [ib](#)}, M.J. Jakubowska ^{132, [ib](#)}, A. Jalotra ⁹⁰, M.A. Janik ^{132, [ib](#)}, T. Janson ⁶⁹, M. Jercic ⁸⁸,
 O. Jevons ⁹⁹, A.A.P. Jimenez ^{64, [ib](#)}, F. Jonas ^{86, [ib](#)}, P.G. Jones ⁹⁹, J.M. Jowett ^{32,97, [ib](#)}, J. Jung ^{63, [ib](#)}, M. Jung ^{63, [ib](#)},
 A. Junique ^{32, [ib](#)}, A. Jusko ^{99, [ib](#)}, M.J. Kabus ^{132, [ib](#)}, J. Kaewjai ¹⁰³, P. Kalinak ^{59, [ib](#)}, A.S. Kalteyer ^{97, [ib](#)},
 A. Kalweit ^{32, [ib](#)}, V. Kaplin ^{139, [ib](#)}, A. Karasu Uysal ^{71, [ib](#)}, D. Karatovic ^{88, [ib](#)}, O. Karavichev ^{139, [ib](#)},
 T. Karavicheva ^{139, [ib](#)}, P. Karczmarczyk ^{132, [ib](#)}, E. Karpechev ^{139, [ib](#)}, V. Kashyap ⁷⁹, A. Kazantsev ¹³⁹,
 U. Kebschull ^{69, [ib](#)}, R. Keidel ^{138, [ib](#)}, D.L.D. Keijdener ⁵⁸, M. Keil ^{32, [ib](#)}, B. Ketzer ^{41, [ib](#)}, A.M. Khan ^{6, [ib](#)},
 S. Khan ^{15, [ib](#)}, A. Khanzadeev ^{139, [ib](#)}, Y. Kharlov ^{139, [ib](#)}, A. Khatun ^{15, [ib](#)}, A. Khuntia ^{105, [ib](#)}, B. Kileng ^{34, [ib](#)},
 B. Kim ^{57, [ib](#)}, C. Kim ^{16, [ib](#)}, D.J. Kim ^{113, [ib](#)}, E.J. Kim ^{68, [ib](#)}, J. Kim ^{137, [ib](#)}, J.S. Kim ^{39, [ib](#)}, J. Kim ^{94, [ib](#)}, J. Kim ^{68, [ib](#)},
 M. Kim ^{94, [ib](#)}, S. Kim ^{17, [ib](#)}, T. Kim ^{137, [ib](#)}, S. Kirsch ^{63, [ib](#)}, I. Kisel ^{37, [ib](#)}, S. Kiselev ^{139, [ib](#)}, A. Kisiel ^{132, [ib](#)},
 J.P. Kitowski ^{2, [ib](#)}, J.L. Klay ^{5, [ib](#)}, J. Klein ^{32, [ib](#)}, S. Klein ^{73, [ib](#)}, C. Klein-Bösing ^{134, [ib](#)}, M. Kleiner ^{63, [ib](#)},
 T. Klemenz ^{95, [ib](#)}, A. Kluge ^{32, [ib](#)}, A.G. Knospe ^{112, [ib](#)}, C. Kobdaj ^{103, [ib](#)}, T. Kollegger ⁹⁷, A. Kondratyev ^{140, [ib](#)},
 N. Kondratyeva ^{139, [ib](#)}, E. Kondratyuk ^{139, [ib](#)}, J. Konig ^{63, [ib](#)}, S.A. Konigstorfer ^{95, [ib](#)}, P.J. Konopka ^{32, [ib](#)},
 G. Kornakov ^{132, [ib](#)}, S.D. Koryciak ^{2, [ib](#)}, A. Kotliarov ^{85, [ib](#)}, O. Kovalenko ^{78, [ib](#)}, V. Kovalenko ^{139, [ib](#)},
 M. Kowalski ^{105, [ib](#)}, I. Králík ^{59, [ib](#)}, A. Kravčáková ^{36, [ib](#)}, L. Kreis ⁹⁷, M. Krivda ^{99,59, [ib](#)}, F. Krizek ^{85, [ib](#)},
 K. Krizkova Gajdosova ^{35, [ib](#)}, M. Kroesen ^{94, [ib](#)}, M. Krüger ^{63, [ib](#)}, D.M. Krupova ^{35, [ib](#)}, E. Kryshen ^{139, [ib](#)},
 M. Krzewicki ³⁷, V. Kučera ^{32, [ib](#)}, C. Kuhn ^{125, [ib](#)}, P.G. Kuijer ^{83, [ib](#)}, T. Kumaoka ¹²¹, D. Kumar ¹³¹,
 L. Kumar ^{89, [ib](#)}, N. Kumar ⁸⁹, S. Kundu ^{32, [ib](#)}, P. Kurashvili ^{78, [ib](#)}, A. Kurepin ^{139, [ib](#)}, A.B. Kurepin ^{139, [ib](#)},
 A. Kuryakin ^{139, [ib](#)}, S. Kuschpil ^{85, [ib](#)}, J. Kvapil ^{99, [ib](#)}, M.J. Kweon ^{57, [ib](#)}, J.Y. Kwon ^{57, [ib](#)}, Y. Kwon ^{137, [ib](#)}, S.L. La
 Pointe ^{37, [ib](#)}, P. La Rocca ^{26, [ib](#)}, Y.S. Lai ⁷³, A. Lakrathok ¹⁰³, M. Lamanna ^{32, [ib](#)}, R. Langoy ^{117, [ib](#)}, K. Lapidus ³²,
 P. Larionov ^{47, [ib](#)}, E. Laudi ^{32, [ib](#)}, L. Lautner ^{32,95, [ib](#)}, R. Lavicka ^{101,35, [ib](#)}, T. Lazareva ^{139, [ib](#)}, R. Lea ^{23, [ib](#)},
 J. Lehrbach ^{37, [ib](#)}, R.C. Lemmon ^{84, [ib](#)}, I. León Monzón ^{107, [ib](#)}, E.D. Lesser ^{18, [ib](#)}, M. Lettrich ^{32,95},
 P. Lévai ^{135, [ib](#)}, X. Li ¹⁰, X.L. Li ⁶, J. Lien ^{117, [ib](#)}, R. Lietava ^{99, [ib](#)}, B. Lim ^{16, [ib](#)}, S.H. Lim ^{16, [ib](#)},
 V. Lindenstruth ^{37, [ib](#)}, A. Lindner ⁴⁴, C. Lippmann ^{97, [ib](#)}, A. Liu ^{18, [ib](#)}, D.H. Liu ^{6, [ib](#)}, J. Liu ^{115, [ib](#)},
 I.M. Lofnes ^{20, [ib](#)}, V. Loginov ¹³⁹, C. Loizides ^{86, [ib](#)}, P. Loncar ^{33, [ib](#)}, J.A. Lopez ^{94, [ib](#)}, X. Lopez ^{123, [ib](#)}, E. López
 Torres ^{7, [ib](#)}, P. Lu ^{116, [ib](#)}, J.R. Luhder ^{134, [ib](#)}, M. Lunardon ^{27, [ib](#)}, G. Luparello ^{56, [ib](#)}, Y.G. Ma ^{38, [ib](#)},
 A. Maevskaya ¹³⁹, M. Mager ^{32, [ib](#)}, T. Mahmoud ⁴¹, A. Maire ^{125, [ib](#)}, M. Malaev ^{139, [ib](#)}, N.M. Malik ^{90, [ib](#)},
 Q.W. Malik ¹⁹, S.K. Malik ^{90, [ib](#)}, L. Malinina ^{140, [ib](#), [VI](#)}, D. Mal'Kevich ^{139, [ib](#)}, D. Mallick ^{79, [ib](#)}, N. Mallick ^{46, [ib](#)},
 G. Mandaglio ^{30,51, [ib](#)}, V. Manko ^{139, [ib](#)}, F. Manso ^{123, [ib](#)}, V. Manzari ^{48, [ib](#)}, Y. Mao ^{6, [ib](#)}, G.V. Margagliotti ^{23, [ib](#)},
 A. Margotti ^{49, [ib](#)}, A. Marín ^{97, [ib](#)}, C. Markert ^{106, [ib](#)}, M. Marquard ⁶³, N.A. Martin ⁹⁴, P. Martinengo ^{32, [ib](#)},
 J.L. Martinez ¹¹², M.I. Martínez ^{43, [ib](#)}, G. Martínez García ^{102, [ib](#)}, S. Masciocchi ^{97, [ib](#)}, M. Maserà ^{24, [ib](#)},
 A. Masoni ^{50, [ib](#)}, L. Massacrier ^{127, [ib](#)}, A. Mastroserio ^{128,48, [ib](#)}, A.M. Mathis ^{95, [ib](#)}, O. Matonoha ^{74, [ib](#)},
 P.F.T. Matuoka ¹⁰⁸, A. Matyja ^{105, [ib](#)}, C. Mayer ^{105, [ib](#)}, A.L. Mazuecos ^{32, [ib](#)}, F. Mazzaschi ^{24, [ib](#)},
 M. Mazzilli ^{32, [ib](#)}, M.A. Mazzoni ^{54, [ib](#), [I](#)}, J.E. Mdhluhi ^{119, [ib](#)}, A.F. Mechler ⁶³, Y. Melikyan ^{139, [ib](#)},
 A. Menchaca-Rocha ^{66, [ib](#)}, E. Meninno ^{101,28, [ib](#)}, A.S. Menon ^{112, [ib](#)}, M. Meres ^{12, [ib](#)}, S. Mhlanga ^{111,67},
 Y. Miake ¹²¹, L. Micheletti ^{55, [ib](#)}, L.C. Migliorin ¹²⁴, D.L. Mihaylov ^{95, [ib](#)}, K. Mikhaylov ^{140,139, [ib](#)},
 A.N. Mishra ^{135, [ib](#)}, D. Miśkowiec ^{97, [ib](#)}, A. Modak ^{4, [ib](#)}, A.P. Mohanty ^{58, [ib](#)}, B. Mohanty ⁷⁹, M. Mohisin
 Khan ^{15, [ib](#), [IV](#)}, M.A. Molander ^{42, [ib](#)}, Z. Moravcova ^{82, [ib](#)}, C. Mordasini ^{95, [ib](#)}, D.A. Moreira De Godoy ^{134, [ib](#)},
 I. Morozov ^{139, [ib](#)}, A. Morsch ^{32, [ib](#)}, T. Mrnjavac ^{32, [ib](#)}, V. Muccifora ^{47, [ib](#)}, E. Mudnic ³³, D. Mühlheim ^{134, [ib](#)},
 S. Muhuri ^{131, [ib](#)}, J.D. Mulligan ^{73, [ib](#)}, A. Mulliri ²², M.G. Munhoz ^{108, [ib](#)}, R.H. Munzer ^{63, [ib](#)},
 H. Murakami ^{120, [ib](#)}, S. Murray ^{111, [ib](#)}, L. Musa ^{32, [ib](#)}, J. Musinsky ^{59, [ib](#)}, J.W. Myrcha ^{132, [ib](#)}, B. Naik ^{119, [ib](#)},

R. Nair ^{78, [ib](#)}, B.K. Nandi ^{45, [ib](#)}, R. Nania ^{49, [ib](#)}, E. Nappi ^{48, [ib](#)}, A.F. Nassirpour ^{74, [ib](#)}, A. Nath ^{94, [ib](#)},
C. Natrass ^{118, [ib](#)}, A. Neagu ¹⁹, A. Negru ¹²², L. Nellen ^{64, [ib](#)}, S.V. Nesbo ³⁴, G. Neskovic ^{37, [ib](#)},
D. Nesterov ^{139, [ib](#)}, B.S. Nielsen ^{82, [ib](#)}, E.G. Nielsen ^{82, [ib](#)}, S. Nikolaev ^{139, [ib](#)}, S. Nikulin ^{139, [ib](#)}, V. Nikulin ^{139, [ib](#)},
F. Noferini ^{49, [ib](#)}, S. Noh ^{11, [ib](#)}, P. Nomokonov ^{140, [ib](#)}, J. Norman ^{115, [ib](#)}, N. Novitzky ^{121, [ib](#)},
P. Nowakowski ^{132, [ib](#)}, A. Nyanin ^{139, [ib](#)}, J. Nystrand ^{20, [ib](#)}, M. Ogino ^{75, [ib](#)}, A. Ohlson ^{74, [ib](#)},
V.A. Okorokov ^{139, [ib](#)}, J. Oleniacz ^{132, [ib](#)}, A.C. Oliveira Da Silva ^{118, [ib](#)}, M.H. Oliver ^{136, [ib](#)}, A. Onnerstad ^{113, [ib](#)},
C. Oppedisano ^{55, [ib](#)}, A. Ortiz Velasquez ^{64, [ib](#)}, A. Oskarsson ⁷⁴, J. Otwinowski ^{105, [ib](#)}, M. Oya ⁹²,
K. Oyama ^{75, [ib](#)}, Y. Pachmayer ^{94, [ib](#)}, S. Padhan ^{45, [ib](#)}, D. Pagano ^{130,53, [ib](#)}, G. Paic̃ ^{64, [ib](#)}, A. Palasciano ^{48, [ib](#)},
J. Pan ^{133, [ib](#)}, S. Panebianco ^{126, [ib](#)}, J. Park ^{57, [ib](#)}, J.E. Parkkila ^{113, [ib](#)}, S.P. Pathak ¹¹², R.N. Patra ³², B. Paul ^{22, [ib](#)},
H. Pei ^{6, [ib](#)}, T. Peitzmann ^{58, [ib](#)}, X. Peng ^{6, [ib](#)}, L.G. Pereira ^{65, [ib](#)}, H. Pereira Da Costa ^{126, [ib](#)}, D. Peresunko ^{139, [ib](#)},
G.M. Perez ^{7, [ib](#)}, S. Perrin ^{126, [ib](#)}, Y. Pestov ¹³⁹, V. Petracek ^{35, [ib](#)}, V. Petrov ^{139, [ib](#)}, M. Petrovici ^{44, [ib](#)},
R.P. Pezzi ^{65, [ib](#)}, S. Piano ^{56, [ib](#)}, M. Pikna ^{12, [ib](#)}, P. Pillot ^{102, [ib](#)}, O. Pinazza ^{49,32, [ib](#)}, L. Pinsky ¹¹², C. Pinto ^{26, [ib](#)},
S. Pisano ^{47, [ib](#)}, M. Płoskoń ^{73, [ib](#)}, M. Planinic ⁸⁸, F. Pliquett ⁶³, M.G. Poghosyan ^{86, [ib](#)}, B. Polichtchouk ^{139, [ib](#)},
S. Politano ^{29, [ib](#)}, N. Poljak ^{88, [ib](#)}, A. Pop ^{44, [ib](#)}, S. Porteboeuf-Houssais ^{123, [ib](#)}, J. Porter ^{73, [ib](#)},
V. Pozdniakov ^{140, [ib](#)}, S.K. Prasad ^{4, [ib](#)}, R. Preghenella ^{49, [ib](#)}, F. Prino ^{55, [ib](#)}, C.A. Pruneau ^{133, [ib](#)},
I. Pshenichnov ^{139, [ib](#)}, M. Puccio ^{32, [ib](#)}, S. Qiu ^{83, [ib](#)}, L. Quaglia ^{24, [ib](#)}, R.E. Quishpe ¹¹², S. Ragoni ^{99, [ib](#)},
A. Rakotozafindrabe ^{126, [ib](#)}, L. Ramello ^{129, [ib](#)}, F. Rami ^{125, [ib](#)}, S.A.R. Ramirez ^{43, [ib](#)}, T.A. Rancien ⁷²,
R. Raniwala ^{91, [ib](#)}, S. Raniwala ⁹¹, S.S. Räsänen ^{42, [ib](#)}, R. Rath ^{46, [ib](#)}, I. Ravasenga ^{83, [ib](#)}, K.F. Read ^{86,118, [ib](#)},
A.R. Redelbach ^{37, [ib](#)}, K. Redlich ^{78, [ib](#)}, V. A. Rehman ²⁰, P. Reichelt ⁶³, F. Reidt ^{32, [ib](#)}, H.A. Reme-Ness ^{34, [ib](#)},
Z. Rescakova ³⁶, K. Reygers ^{94, [ib](#)}, A. Riabov ^{139, [ib](#)}, V. Riabov ^{139, [ib](#)}, T. Richert ⁷⁴, M. Richter ^{19, [ib](#)},
W. Riegler ^{32, [ib](#)}, F. Riggi ^{26, [ib](#)}, C. Ristea ^{62, [ib](#)}, M. Rodríguez Cahuantzi ^{43, [ib](#)}, K. Røed ^{19, [ib](#)}, R. Rogalev ^{139, [ib](#)},
E. Rogochaya ^{140, [ib](#)}, T.S. Rogoschinski ^{63, [ib](#)}, D. Rohr ^{32, [ib](#)}, D. Röhrich ^{20, [ib](#)}, P.F. Rojas ⁴³, S. Rojas Torres ^{35, [ib](#)},
P.S. Rokita ^{132, [ib](#)}, F. Ronchetti ^{47, [ib](#)}, A. Rosano ^{30,51, [ib](#)}, E.D. Rosas ⁶⁴, A. Rossi ^{52, [ib](#)}, A. Roy ^{46, [ib](#)}, P. Roy ⁹⁸,
S. Roy ^{45, [ib](#)}, N. Rubini ^{25, [ib](#)}, D. Ruggiano ^{132, [ib](#)}, R. Rui ^{23, [ib](#)}, B. Rumyantsev ¹⁴⁰, P.G. Russek ^{2, [ib](#)},
R. Russo ^{83, [ib](#)}, A. Rustamov ^{80, [ib](#)}, E. Ryabinkin ^{139, [ib](#)}, A. Rybicki ^{105, [ib](#)}, H. Rytkonen ^{113, [ib](#)}, W. Rzesza ^{132, [ib](#)},
O.A.M. Saarimaki ^{42, [ib](#)}, R. Sadek ^{102, [ib](#)}, S. Sadovsky ^{139, [ib](#)}, J. Saetre ^{20, [ib](#)}, K. Šafařík ^{35, [ib](#)}, S.K. Saha ^{131, [ib](#)},
S. Saha ^{79, [ib](#)}, B. Sahoo ^{45, [ib](#)}, P. Sahoo ⁴⁵, R. Sahoo ^{46, [ib](#)}, S. Sahoo ⁶⁰, D. Sahu ^{46, [ib](#)}, P.K. Sahu ^{60, [ib](#)},
J. Saini ^{131, [ib](#)}, S. Sakai ^{121, [ib](#)}, M.P. Salvan ^{97, [ib](#)}, S. Sambyal ^{90, [ib](#)}, V. Samsonov ^{139, [ib](#)}, T.B. Saramela ¹⁰⁸,
D. Sarkar ^{133, [ib](#)}, N. Sarkar ¹³¹, P. Sarma ^{40, [ib](#)}, V.M. Sarti ^{95, [ib](#)}, M.H.P. Sas ^{136, [ib](#)}, J. Schambach ^{86, [ib](#)},
H.S. Scheid ^{63, [ib](#)}, C. Schiaua ^{44, [ib](#)}, R. Schicker ^{94, [ib](#)}, A. Schmah ⁹⁴, C. Schmidt ^{97, [ib](#)}, H.R. Schmidt ⁹³,
M.O. Schmidt ^{32, [ib](#)}, M. Schmidt ⁹³, N.V. Schmidt ^{86,63, [ib](#)}, A.R. Schmier ^{118, [ib](#)}, R. Schotter ^{125, [ib](#)},
J. Schukraft ^{32, [ib](#)}, K. Schwarz ⁹⁷, K. Schweda ^{97, [ib](#)}, G. Scioli ^{25, [ib](#)}, E. Scomparin ^{55, [ib](#)}, J.E. Seger ^{14, [ib](#)},
Y. Sekiguchi ¹²⁰, D. Sekihata ^{120, [ib](#)}, I. Selyuzhenkov ^{97,139, [ib](#)}, S. Senyukov ^{125, [ib](#)}, J.J. Seo ^{57, [ib](#)},
D. Serebryakov ^{139, [ib](#)}, L. Šerkšnytė ^{95, [ib](#)}, A. Sevcenco ^{62, [ib](#)}, T.J. Shaba ^{67, [ib](#)}, A. Shabanov ¹³⁹,
A. Shabetai ^{102, [ib](#)}, R. Shahoyan ³², W. Shaikh ⁹⁸, A. Shangaraev ^{139, [ib](#)}, A. Sharma ⁸⁹, H. Sharma ^{105, [ib](#)},
M. Sharma ^{90, [ib](#)}, N. Sharma ^{89, [ib](#)}, VII, S. Sharma ^{90, [ib](#)}, U. Sharma ^{90, [ib](#)}, A. Shatat ^{127, [ib](#)}, O. Sheibani ¹¹²,
K. Shigaki ^{92, [ib](#)}, M. Shimomura ⁷⁶, S. Shirinkin ^{139, [ib](#)}, Q. Shou ^{38, [ib](#)}, Y. Sibiriak ^{139, [ib](#)}, S. Siddhanta ^{50, [ib](#)},
T. Siemiarczuk ^{78, [ib](#)}, T.F. Silva ^{108, [ib](#)}, D. Silvermyr ^{74, [ib](#)}, T. Simantathammakul ¹⁰³, G. Simonetti ³²,
B. Singh ^{95, [ib](#)}, R. Singh ^{79, [ib](#)}, R. Singh ^{90, [ib](#)}, R. Singh ^{46, [ib](#)}, V.K. Singh ^{131, [ib](#)}, V. Singhal ^{131, [ib](#)}, T. Sinha ^{98, [ib](#)},
B. Sitar ^{12, [ib](#)}, M. Sitta ^{129, [ib](#)}, T.B. Skaali ¹⁹, G. Skorodumovs ^{94, [ib](#)}, M. Slupecki ^{42, [ib](#)}, N. Smirnov ^{136, [ib](#)},
R.J.M. Snellings ^{58, [ib](#)}, C. Soncco ¹⁰⁰, J. Song ^{112, [ib](#)}, A. Songmoonak ¹⁰³, F. Soramel ^{27, [ib](#)}, S.P. Sorensen ^{118, [ib](#)},
R. Soto Camacho ⁴³, I. Sputowska ^{105, [ib](#)}, J. Stachel ^{94, [ib](#)}, I. Stan ^{62, [ib](#)}, P.J. Steffanic ^{118, [ib](#)},

S.F. Stiefelmaier^{94, [id](#)}, D. Stocco^{102, [id](#)}, I. Storehaug^{19, [id](#)}, M.M. Storetvedt^{34, [id](#)}, P. Stratmann^{134, [id](#)}, C.P. Stylianidis⁸³, A.A.P. Suaide^{108, [id](#)}, C. Suire^{127, [id](#)}, M. Sukhanov^{139, [id](#)}, M. Suljic^{32, [id](#)}, R. Sultanov^{139, [id](#)}, V. Sumberia^{90, [id](#)}, S. Sumowidagdo^{81, [id](#)}, S. Swain⁶⁰, A. Szabo¹², I. Szarka^{12, [id](#)}, U. Tabassam¹³, S.F. Taghavi^{95, [id](#)}, G. TAILLEPIED^{123, [id](#)}, J. Takahashi^{109, [id](#)}, G.J. Tambave^{20, [id](#)}, S. Tang^{123,6, [id](#)}, Z. Tang^{116, [id](#)}, J.D. Tapia Takaki^{114, [id](#)}, L.A. Tarasovicova^{134, [id](#)}, M. Tarhini¹⁰², M.G. Tarzila^{44, [id](#)}, A. Tauro^{32, [id](#)}, G. Tejada Muñoz^{43, [id](#)}, A. Telesca^{32, [id](#)}, L. Terlizzi^{24, [id](#)}, C. Terrevoli^{112, [id](#)}, G. Tersimonov³, S. Thakur^{131, [id](#)}, D. Thomas^{106, [id](#)}, R. Tieulent^{124, [id](#)}, A. Tikhonov^{139, [id](#)}, A.R. Timmins^{112, [id](#)}, M. Tkacik¹⁰⁴, A. Toia^{63, [id](#)}, N. Topilskaya^{139, [id](#)}, M. Toppi^{47, [id](#)}, F. Torales-Acosta¹⁸, T. Tork^{127, [id](#)}, A.G. Torres Ramos^{31, [id](#)}, A. Trifiró^{30,51, [id](#)}, S. Tripathy^{49,64, [id](#)}, T. Tripathy^{45, [id](#)}, S. Trogolo^{27, [id](#)}, V. Trubnikov^{3, [id](#)}, W.H. Trzaska^{113, [id](#)}, T.P. Trzcinski^{132, [id](#)}, A. Tumkin^{139, [id](#)}, R. Turrisi^{52, [id](#)}, T.S. Tveter^{19, [id](#)}, K. Ullaland^{20, [id](#)}, A. Uras^{124, [id](#)}, M. Urioni^{53,130, [id](#)}, G.L. Usai^{22, [id](#)}, M. Vala³⁶, N. Valle^{21, [id](#)}, S. Vallerio^{55, [id](#)}, L.V.R. van Doremalen⁵⁸, M. van Leeuwen^{83, [id](#)}, R.J.G. van Weelden^{83, [id](#)}, P. Vande Vyvre^{32, [id](#)}, D. Varga^{135, [id](#)}, Z. Varga^{135, [id](#)}, M. Varga-Kofarago^{135, [id](#)}, M. Vasileiou^{77, [id](#)}, A. Vasiliev^{139, [id](#)}, O. Vázquez Doce^{95, [id](#)}, O. Vazquez Rueda^{74, [id](#)}, V. Vechernin^{139, [id](#)}, E. Vercellin^{24, [id](#)}, S. Vergara Limón⁴³, L. Vermunt^{58, [id](#)}, R. Vértesi^{135, [id](#)}, M. Verweij^{58, [id](#)}, L. Vickovic³³, Z. Vilakazi¹¹⁹, O. Villalobos Baillie^{99, [id](#)}, G. VINO^{48, [id](#)}, A. Vinogradov^{139, [id](#)}, T. Virgili^{28, [id](#)}, V. Vislavicius⁸², A. Vodopyanov^{140, [id](#)}, B. Volkel^{32,94, [id](#)}, M.A. Völkl^{94, [id](#)}, K. Voloshin¹³⁹, S.A. Voloshin^{133, [id](#)}, G. Volpe^{31, [id](#)}, B. von Haller^{32, [id](#)}, I. Vorobyev^{95, [id](#)}, N. Vozniuk^{139, [id](#)}, J. Vrláková^{36, [id](#)}, B. Wagner²⁰, C. Wang^{38, [id](#)}, D. Wang³⁸, M. Weber^{101, [id](#)}, A. Wegrzynek^{32, [id](#)}, F.T. Weiglhofer³⁷, S.C. Wenzel^{32, [id](#)}, J.P. Wessels^{134, [id](#)}, J. Wiechula^{63, [id](#)}, J. Wikne^{19, [id](#)}, G. Wilk^{78, [id](#)}, J. Wilkinson^{97, [id](#)}, G.A. Willems^{134, [id](#)}, B. Windelband^{94, [id](#)}, M. Winn^{126, [id](#)}, W.E. Witt¹¹⁸, J.R. Wright^{106, [id](#)}, W. Wu³⁸, Y. Wu^{116, [id](#)}, R. Xu^{6, [id](#)}, A.K. Yadav^{131, [id](#)}, S. Yalcin^{71, [id](#)}, Y. Yamaguchi^{92, [id](#)}, K. Yamakawa⁹², S. Yang²⁰, S. Yano^{92, [id](#)}, Z. Yin^{6, [id](#)}, I.-K. Yoo^{16, [id](#)}, J.H. Yoon^{57, [id](#)}, S. Yuan²⁰, A. Yuncu^{94, [id](#)}, V. Zaccolo^{23, [id](#)}, C. Zampolli^{32, [id](#)}, H.J.C. Zanoli⁵⁸, N. Zardoshti^{32, [id](#)}, A. Zarochentsev^{139, [id](#)}, P. Závada^{61, [id](#)}, N. Zaviyalov¹³⁹, M. Zhalov^{139, [id](#)}, B. Zhang^{6, [id](#)}, S. Zhang^{38, [id](#)}, X. Zhang^{6, [id](#)}, Y. Zhang¹¹⁶, M. Zhao^{10, [id](#)}, V. Zhrebchevskii^{139, [id](#)}, Y. Zhi¹⁰, N. Zhigareva¹³⁹, D. Zhou^{6, [id](#)}, Y. Zhou^{82, [id](#)}, J. Zhu^{97,6, [id](#)}, Y. Zhu⁶, G. Zinovjev^{3,1}, N. Zurlo^{130,53, [id](#)}

¹ A.I. Alikhanyan National Science Laboratory (Yerevan Physics Institute) Foundation, Yerevan, Armenia

² AGH University of Krakow, Cracow, Poland

³ Bogolyubov Institute for Theoretical Physics, National Academy of Sciences of Ukraine, Kiev, Ukraine

⁴ Bose Institute, Department of Physics and Centre for Astroparticle Physics and Space Science (CAPSS), Kolkata, India

⁵ California Polytechnic State University, San Luis Obispo, CA, United States

⁶ Central China Normal University, Wuhan, China

⁷ Centro de Aplicaciones Tecnológicas y Desarrollo Nuclear (CEADEN), Havana, Cuba

⁸ Centro de Investigación y de Estudios Avanzados (CINVESTAV), Mexico City and Mérida, Mexico

⁹ Chicago State University, Chicago, IL, United States

¹⁰ China Institute of Atomic Energy, Beijing, China

¹¹ Chungbuk National University, Cheongju, Republic of Korea

¹² Comenius University Bratislava, Faculty of Mathematics, Physics and Informatics, Bratislava, Slovak Republic

¹³ COMSATS University Islamabad, Islamabad, Pakistan

¹⁴ Creighton University, Omaha, NE, United States

¹⁵ Department of Physics, Aligarh Muslim University, Aligarh, India

¹⁶ Department of Physics, Pusan National University, Pusan, Republic of Korea

¹⁷ Department of Physics, Sejong University, Seoul, Republic of Korea

¹⁸ Department of Physics, University of California, Berkeley, CA, United States

¹⁹ Department of Physics, University of Oslo, Oslo, Norway

²⁰ Department of Physics and Technology, University of Bergen, Bergen, Norway

²¹ Dipartimento di Fisica, Università di Pavia, Pavia, Italy

²² Dipartimento di Fisica dell'Università and Sezione INFN, Cagliari, Italy

²³ Dipartimento di Fisica dell'Università and Sezione INFN, Trieste, Italy

²⁴ Dipartimento di Fisica dell'Università and Sezione INFN, Turin, Italy

²⁵ Dipartimento di Fisica e Astronomia dell'Università and Sezione INFN, Bologna, Italy

²⁶ Dipartimento di Fisica e Astronomia dell'Università and Sezione INFN, Catania, Italy

²⁷ Dipartimento di Fisica e Astronomia dell'Università and Sezione INFN, Padova, Italy

²⁸ Dipartimento di Fisica 'E.R. Caianiello' dell'Università and Gruppo Collegato INFN, Salerno, Italy

²⁹ Dipartimento DISAT del Politecnico and Sezione INFN, Turin, Italy

³⁰ Dipartimento di Scienze MIFT, Università di Messina, Messina, Italy

- 31 Dipartimento Interateneo di Fisica 'M. Merlin' and Sezione INFN, Bari, Italy
- 32 European Organization for Nuclear Research (CERN), Geneva, Switzerland
- 33 Faculty of Electrical Engineering, Mechanical Engineering and Naval Architecture, University of Split, Split, Croatia
- 34 Faculty of Engineering and Science, Western Norway University of Applied Sciences, Bergen, Norway
- 35 Faculty of Nuclear Sciences and Physical Engineering, Czech Technical University in Prague, Prague, Czech Republic
- 36 Faculty of Science, P.J. Šafárik University, Košice, Slovak Republic
- 37 Frankfurt Institute for Advanced Studies, Johann Wolfgang Goethe-Universität Frankfurt, Frankfurt, Germany
- 38 Fudan University, Shanghai, China
- 39 Gangneung-Wonju National University, Gangneung, Republic of Korea
- 40 Gauhati University, Department of Physics, Guwahati, India
- 41 Helmholtz-Institut für Strahlen- und Kernphysik, Rheinische Friedrich-Wilhelms-Universität Bonn, Bonn, Germany
- 42 Helsinki Institute of Physics (HIP), Helsinki, Finland
- 43 High Energy Physics Group, Universidad Autónoma de Puebla, Puebla, Mexico
- 44 Horia Hulubei National Institute of Physics and Nuclear Engineering, Bucharest, Romania
- 45 Indian Institute of Technology Bombay (IIT), Mumbai, India
- 46 Indian Institute of Technology Indore, Indore, India
- 47 INFN, Laboratori Nazionali di Frascati, Frascati, Italy
- 48 INFN, Sezione di Bari, Bari, Italy
- 49 INFN, Sezione di Bologna, Bologna, Italy
- 50 INFN, Sezione di Cagliari, Cagliari, Italy
- 51 INFN, Sezione di Catania, Catania, Italy
- 52 INFN, Sezione di Padova, Padova, Italy
- 53 INFN, Sezione di Pavia, Pavia, Italy
- 54 INFN, Sezione di Roma, Rome, Italy
- 55 INFN, Sezione di Torino, Turin, Italy
- 56 INFN, Sezione di Trieste, Trieste, Italy
- 57 Inha University, Incheon, Republic of Korea
- 58 Institute for Gravitational and Subatomic Physics (GRASP), Utrecht University/Nikhef, Utrecht, Netherlands
- 59 Institute of Experimental Physics, Slovak Academy of Sciences, Košice, Slovak Republic
- 60 Institute of Physics, Homi Bhabha National Institute, Bhubaneswar, India
- 61 Institute of Physics of the Czech Academy of Sciences, Prague, Czech Republic
- 62 Institute of Space Science (ISS), Bucharest, Romania
- 63 Institut für Kernphysik, Johann Wolfgang Goethe-Universität Frankfurt, Frankfurt, Germany
- 64 Instituto de Ciencias Nucleares, Universidad Nacional Autónoma de México, Mexico City, Mexico
- 65 Instituto de Física, Universidade Federal do Rio Grande do Sul (UFRGS), Porto Alegre, Brazil
- 66 Instituto de Física, Universidad Nacional Autónoma de México, Mexico City, Mexico
- 67 iThemba LABS, National Research Foundation, Somerset West, South Africa
- 68 Jeonbuk National University, Jeonju, Republic of Korea
- 69 Johann-Wolfgang-Goethe Universität Frankfurt Institut für Informatik, Fachbereich Informatik und Mathematik, Frankfurt, Germany
- 70 Korea Institute of Science and Technology Information, Daejeon, Republic of Korea
- 71 KTO Karatay University, Konya, Turkey
- 72 Laboratoire de Physique Subatomique et de Cosmologie, Université Grenoble-Alpes, CNRS-IN2P3, Grenoble, France
- 73 Lawrence Berkeley National Laboratory, Berkeley, CA, United States
- 74 Lund University Department of Physics, Division of Particle Physics, Lund, Sweden
- 75 Nagasaki Institute of Applied Science, Nagasaki, Japan
- 76 Nara Women's University (NWU), Nara, Japan
- 77 National and Kapodistrian University of Athens, School of Science, Department of Physics, Athens, Greece
- 78 National Centre for Nuclear Research, Warsaw, Poland
- 79 National Institute of Science Education and Research, Homi Bhabha National Institute, Jatni, India
- 80 National Nuclear Research Center, Baku, Azerbaijan
- 81 National Research and Innovation Agency - BRIN, Jakarta, Indonesia
- 82 Niels Bohr Institute, University of Copenhagen, Copenhagen, Denmark
- 83 Nikhef, National Institute for Subatomic Physics, Amsterdam, Netherlands
- 84 Nuclear Physics Group, STFC Daresbury Laboratory, Daresbury, United Kingdom
- 85 Nuclear Physics Institute of the Czech Academy of Sciences, Husinec-Řež, Czech Republic
- 86 Oak Ridge National Laboratory, Oak Ridge, TN, United States
- 87 Ohio State University, Columbus, OH, United States
- 88 Physics department, Faculty of Science, University of Zagreb, Zagreb, Croatia
- 89 Physics Department, Panjab University, Chandigarh, India
- 90 Physics Department, University of Jammu, Jammu, India
- 91 Physics Department, University of Rajasthan, Jaipur, India
- 92 Physics Program and International Institute for Sustainability with Knotted Chiral Meta Matter (SKCM2), Hiroshima University, Hiroshima, Japan
- 93 Physikalisches Institut, Eberhard-Karls-Universität Tübingen, Tübingen, Germany
- 94 Physikalisches Institut, Ruprecht-Karls-Universität Heidelberg, Heidelberg, Germany
- 95 Physik Department, Technische Universität München, Munich, Germany
- 96 Politecnico di Bari and Sezione INFN, Bari, Italy
- 97 Research Division and ExtreMe Matter Institute EMMI, GSI Helmholtzzentrum für Schwerionenforschung GmbH, Darmstadt, Germany
- 98 Saha Institute of Nuclear Physics, Homi Bhabha National Institute, Kolkata, India
- 99 School of Physics and Astronomy, University of Birmingham, Birmingham, United Kingdom
- 100 Sección Física, Departamento de Ciencias, Pontificia Universidad Católica del Perú, Lima, Peru
- 101 Stefan Meyer Institut für Subatomare Physik (SMI), Vienna, Austria
- 102 SUBATECH, IMT Atlantique, Nantes Université, CNRS-IN2P3, Nantes, France
- 103 Suranaree University of Technology, Nakhon Ratchasima, Thailand
- 104 Technical University of Košice, Košice, Slovak Republic
- 105 The Henryk Niewodniczanski Institute of Nuclear Physics, Polish Academy of Sciences, Cracow, Poland
- 106 The University of Texas at Austin, Austin, TX, United States
- 107 Universidad Autónoma de Sinaloa, Culiacán, Mexico
- 108 Universidade de São Paulo (USP), São Paulo, Brazil
- 109 Universidade Estadual de Campinas (UNICAMP), Campinas, Brazil
- 110 Universidade Federal do ABC, Santo Andre, Brazil

- ¹¹¹ University of Cape Town, Cape Town, South Africa
¹¹² University of Houston, Houston, TX, United States
¹¹³ University of Jyväskylä, Jyväskylä, Finland
¹¹⁴ University of Kansas, Lawrence, KS, United States
¹¹⁵ University of Liverpool, Liverpool, United Kingdom
¹¹⁶ University of Science and Technology of China, Hefei, China
¹¹⁷ University of South-Eastern Norway, Kongsberg, Norway
¹¹⁸ University of Tennessee, Knoxville, TN, United States
¹¹⁹ University of the Witwatersrand, Johannesburg, South Africa
¹²⁰ University of Tokyo, Tokyo, Japan
¹²¹ University of Tsukuba, Tsukuba, Japan
¹²² University Politehnica of Bucharest, Bucharest, Romania
¹²³ Université Clermont Auvergne, CNRS/IN2P3, LPC, Clermont-Ferrand, France
¹²⁴ Université de Lyon, CNRS/IN2P3, Institut de Physique des 2 Infinis de Lyon, Lyon, France
¹²⁵ Université de Strasbourg, CNRS, IPHC UMR 7178, F-67000 Strasbourg, France
¹²⁶ Université Paris-Saclay, Centre d'Etudes de Saclay (CEA), IRFU, Département de Physique Nucléaire (DPhN), Saclay, France
¹²⁷ Université Paris-Saclay, CNRS/IN2P3, IJCLab, Orsay, France
¹²⁸ Università degli Studi di Foggia, Foggia, Italy
¹²⁹ Università del Piemonte Orientale, Vercelli, Italy
¹³⁰ Università di Brescia, Brescia, Italy
¹³¹ Variable Energy Cyclotron Centre, Homi Bhabha National Institute, Kolkata, India
¹³² Warsaw University of Technology, Warsaw, Poland
¹³³ Wayne State University, Detroit, MI, United States
¹³⁴ Westfälische Wilhelms-Universität Münster, Institut für Kernphysik, Münster, Germany
¹³⁵ Wigner Research Centre for Physics, Budapest, Hungary
¹³⁶ Yale University, New Haven, CT, United States
¹³⁷ Yonsei University, Seoul, Republic of Korea
¹³⁸ Zentrum für Technologie und Transfer (ZTT), Worms, Germany
¹³⁹ Affiliated with an institute covered by a cooperation agreement with CERN
¹⁴⁰ Affiliated with an international laboratory covered by a cooperation agreement with CERN

- ^I Deceased.
^{II} Also at: Italian National Agency for New Technologies, Energy and Sustainable Economic Development (ENEA), Bologna, Italy.
^{III} Also at: Dipartimento DET del Politecnico di Torino, Turin, Italy.
^{IV} Also at: Department of Applied Physics, Aligarh Muslim University, Aligarh, India.
^V Also at: Institute of Theoretical Physics, University of Wrocław, Poland.
^{VI} Also at: An institution covered by a cooperation agreement with CERN.
^{VII} Also at: Indian Institute of Science Education and Research (IISER) Berhampur, Odisha, India.