

JYX



This is a self-archived version of an original article. This version may differ from the original in pagination and typographic details.

Author(s): ALICE Collaboration

Title: Multiplicity and rapidity dependence of $K(892)0$ and $\phi(1020)$ production in p–Pb collisions at $\sqrt{s_{NN}} = 5.02$ TeV

Year: 2023

Version: Published version

Copyright: © CERN for the benefit of the ALICE collaboration 2023

Rights: CC BY 4.0

Rights url: <https://creativecommons.org/licenses/by/4.0/>

Please cite the original version:

ALICE Collaboration. (2023). Multiplicity and rapidity dependence of $K(892)0$ and $\phi(1020)$ production in p–Pb collisions at $\sqrt{s_{NN}} = 5.02$ TeV. *European Physical Journal C*, 83, Article 540. <https://doi.org/10.1140/epjc/s10052-023-11449-3>



Multiplicity and rapidity dependence of $K^*(892)^0$ and $\phi(1020)$ production in p–Pb collisions at $\sqrt{s_{NN}} = 5.02$ TeV

ALICE Collaboration*

CERN, 1211 Geneva 23, Switzerland

Received: 5 May 2022 / Accepted: 27 August 2022 / Published online: 27 June 2023
© CERN for the benefit of the ALICE collaboration 2023

Abstract The transverse-momentum (p_T) spectra of $K^*(892)^0$ and $\phi(1020)$ measured with the ALICE detector up to $p_T = 16$ GeV/ c in the rapidity range $-1.2 < y < 0.3$, in p–Pb collisions at the center-of-mass energy per nucleon–nucleon collision $\sqrt{s_{NN}} = 5.02$ TeV are presented as a function of charged particle multiplicity and rapidity. The measured p_T distributions show a dependence on both multiplicity and rapidity at low p_T whereas no significant dependence is observed at high p_T . A rapidity dependence is observed in the p_T -integrated yield (dN/dy), whereas the mean transverse momentum ($\langle p_T \rangle$) shows a flat behavior as a function of rapidity. The rapidity asymmetry (Y_{asym}) at low p_T (< 5 GeV/ c) is more significant for higher multiplicity classes. At high p_T , no significant rapidity asymmetry is observed in any of the multiplicity classes. Both $K^*(892)^0$ and $\phi(1020)$ show similar Y_{asym} . The nuclear modification factor (Q_{CP}) as a function of p_T shows a Cronin-like enhancement at intermediate p_T , which is more prominent at higher rapidities (Pb-going direction) and in higher multiplicity classes. At high p_T (> 5 GeV/ c), the Q_{CP} values are greater than unity and no significant rapidity dependence is observed.

1 Introduction

The primary goals of high-energy heavy-ion (A–A) collisions are to create a system of deconfined quarks and gluons known as quark–gluon plasma (QGP) and to study its properties [1–4]. Asymmetric collision systems like proton–nucleus (p–A) and deuteron–nucleus (d–A) can be considered as control experiments where the formation of an extended QGP phase is not expected. These collision systems are used as baseline measurements to study the possible effects of cold nuclear matter and disentangle the same from hot dense matter effects produced in heavy-ion collisions [5–14]. In addition, p–A collisions at Large Hadron Collider (LHC) energies enable probing the parton distribution functions in nuclei at very

small values of the Bjorken x variable, where gluon saturation effects may occur [15–17]. Recent measurements in high-multiplicity pp, p–Pb, p–Au, d–Au, and ^3He –Au collisions at different energies have shown features such as anisotropies in particle emission azimuthal angles, strangeness enhancement, and long-range structures in two-particle angular correlations on the near and away side, which previously have been observed in nucleus–nucleus collisions [18–29]. The origin of these phenomena in small systems is not yet fully understood. A systematic study of multiplicity and rapidity dependence of hadron production allows us to investigate the mechanism of particle production and shed light on the physics processes that contribute to the particle production [15]. Similar studies have been reported by the experiments at the LHC [9, 10, 16, 17] and Relativistic Heavy Ion Collider (RHIC) [6, 7, 19–21]. The mechanism of hadron production may be influenced by different effects such as nuclear modification of the parton distribution functions (nuclear shadowing) and possible parton saturation, multiple scattering, and radial flow [16, 30–32]. These effects are expected to depend on the rapidity of the produced particles. In p–Pb collisions, one can expect that the production mechanism may be sensitive to different effects at forward (p-going) and backward (Pb-going) rapidities [9, 10, 16, 17, 32, 33]. The partons of the incident proton are expected to undergo multiple scattering while traversing the Pb-nucleus. It is thus interesting to study the ratio of particle yields between Pb- and p-going directions, represented by the rapidity asymmetry (Y_{asym}) defined as:

$$Y_{\text{asym}}(p_T) = \frac{\left. \frac{d^2N}{dp_T dy} \right|_{-0.3 < y < 0}}{\left. \frac{d^2N}{dp_T dy} \right|_{0 < y < 0.3}} \quad (1)$$

where $d^2N/dp_T dy|_{-0.3 < y < 0}$ is the particle yield in the rapidity (y) interval $-0.3 < y < 0$, considered as the Pb-going direction, and $d^2N/dp_T dy|_{0 < y < 0.3}$ is the particle yield in the rapidity interval $0 < y < 0.3$, corresponding to the p-going direction. From the experimental point of view, the Y_{asym} is a powerful observable because systematic uncertainties cancel

* e-mail: alice-publications@cern.ch

out in the ratio and hence it can better discriminate rapidity-dependent effects among models [16–18]. Gluon saturation effects at low Bjorken x values [7, 18] may affect the transverse momentum distribution of hadron production at large rapidities in the p -going direction in p –Pb collisions at LHC energies. The gluon saturation effects depend on the colliding nuclei and rapidity as $A^{1/3}e^{\lambda y}$, where A represents the mass number [18], and λ is a parameter whose value lies between 0.2 and 0.3, and is obtained from fits to the HERA measurements [8]. The effect of rapidity dependence on particle production is tested by measuring the ratios of integrated yield (dN/dy) and mean transverse momentum ($\langle p_T \rangle$) at given y to the values at $y = 0$, i.e. denoted as $(dN/dy)/(dN/dy)_{y=0}$ and $\langle p_T \rangle / \langle p_T \rangle_{y=0}$. It is also important to study the variation with rapidity of the nuclear modification factor between central and non-central collisions. This factor ($Q_{CP}(p_T)$) is defined as

$$Q_{CP}(p_T) = \frac{\left. \frac{d^2N}{dp_T dy} \right|_{HM}}{\langle N_{coll} \rangle} \bigg/ \frac{\left. \frac{d^2N}{dp_T dy} \right|_{LM}}{\langle N_{coll} \rangle}, \quad (2)$$

where $\langle N_{coll} \rangle$ is the average number of nucleon–nucleon collisions in low-multiplicity (LM) and high-multiplicity (HM) events, respectively. The multiplicity dependence of K^{*0} and ϕ meson production at midrapidity was studied in pp , p –Pb, and Pb–Pb collisions at LHC energies and reported in Refs. [14, 26, 27, 34]. The lifetime of the K^{*0} meson is about 4 fm/ c , which is comparable to the lifetime of the hadronic phase. In contrast, the lifetime of the ϕ meson is 10 times higher. The K^{*0} and ϕ mesons are thus useful probes of the late-stage evolution of high-energy hadronic collisions. As they have similar mass but differ in their strangeness content by one unit, they are suitable candidates to understand the modification of particle production due to rescattering effects and the role of the strangeness content, as discussed in Refs. [26, 28, 29, 34].

This article reports the first measurements of the rapidity dependence of $K^*(892)^0$ and $\phi(1020)$ mesons production in p –Pb collisions at center-of-mass energy per nucleon–nucleon collisions at $\sqrt{s_{NN}} = 5.02$ TeV by the ALICE experiment at the LHC. The large size of the data sample and the excellent particle identification (PID) provide opportunities to extend these measurements in a wider rapidity interval and multiplicity classes compared to earlier measurements [23, 24, 26–29]. This enables the investigation of the nuclear effects on the particle production in p –Pb collisions. The p_T spectra, $Y_{asym}(p_T)$ and $Q_{CP}(p_T)$ are studied in the rapidity range $-1.2 < y < 0.3$ and three multiplicity classes along with a measurement on the multiplicity-integrated sample. Similar measurements for charged particles and strange hadrons at RHIC and the LHC energies were reported in Refs. [7, 16, 18].

The measurements presented here are compared with various model predictions such as EPOS-LHC [35], EPOS3 with and without UrQMD [36–39], DPMJET [40], HIJING [41] and PYTHIA8/Angantyr [42]. EPOS-LHC is an event generator for minimum-bias hadronic interactions that incorporates a parameterization of flow based on LHC data [35]. It is an event generator based on multiple partonic scatterings described using Gribov’s Reggeon field theory formalism, supplemented with collective hadronization and the core-corona mechanism from pp to A – A collisions [35]. EPOS3 is an event generator based on 3+1D viscous hydrodynamical evolution in the Gribov–Regge multiple scattering framework, which is used to understand hadronic resonances and their interactions in the partonic and hadronic medium. The UrQMD model introduces the description of rescattering and regeneration effects in the hadronic phase [36, 38, 39]. DPMJET is a QCD-inspired dual parton model based on the formalism of the Gribov–Glauber approach that treats the soft- and hard-scattering interactions differently [40]. HIJING is used to study jet and the associated particle production in high energy collisions and is based on QCD-inspired models, including multiple minijet production, soft excitation, nuclear shadowing of parton distribution functions, and jet interaction in dense matter. Due to nuclear shadowing, the parton distribution functions of quarks and gluons are expected to differ from the simple superposition of their distribution in a nucleon. The initial nuclear shadowing effect on particle production is tested using two shadowing depth constant values 0.1 and 0 that represent the HIJING model predictions with and without shadowing [41]. PYTHIA8/Angantyr is an event generator based on the Fritiof model [43], which includes the features of multi-parton interactions and diffractive excitation in each nucleon–nucleon (NN) sub-collision. It acts as a baseline for understanding the non-collective background in the observables sensitive to collective behavior, as PYTHIA8 does not include a collective expansion stage in its description of pp collisions [42]. The comparison of data with the results from these phenomenological models helps to understand the relative contribution of the nuclear effects on the particle production in p –Pb collisions.

For the results presented here, $K^*(892)^0$ and $\bar{K}^*(892)^0$ are averaged and denoted by the symbol K^{*0} , while $\phi(1020)$ is denoted by ϕ . The article is organized as follows. In Sect. 2, the data sample, event and track selection criteria, the analysis techniques, the procedure of extraction of the yields, and the study of the systematic uncertainties are discussed. In Sect. 3, the results on the p_T spectra, the dN/dy , the $\langle p_T \rangle$, the Y_{asym} and the Q_{CP} in p –Pb collisions at $\sqrt{s_{NN}} = 5.02$ TeV are presented. Finally, the results are summarized in Sect. 4.

2 Data analysis

Measurements of K^{*0} and ϕ meson production are carried out on the data sample collected in 2016 during the second LHC run with p–Pb collisions at $\sqrt{s_{NN}} = 5.02$ TeV. The resonances are reconstructed from their decay products by using the invariant-mass method. The considered decay channels are $K^{*0} \rightarrow K^+\pi^-$ and its charge conjugate, and $\phi \rightarrow K^+K^-$ with respective branching ratios (BR) of 66.6% and 49.2% [26,27]. In the p–Pb configuration, the ^{208}Pb beam with energy of 1.58 TeV per nucleon collides with a proton beam with an energy of 4 TeV resulting in collisions at a nucleon–nucleon center-of-mass energy $\sqrt{s_{NN}} = 5.02$ TeV [26]. It leads to the rapidity in the center-of-mass frame being shifted by $\Delta y = -0.465$ in the direction of the proton beam with respect to the laboratory frame. The measurements are performed in the rapidity range $-1.2 < y < 0.3$ for five rapidity intervals with width of 0.3 units and three multiplicity classes along with a multiplicity-integrated class. The details of the ALICE detector setup and its performance can be found in Refs. [44,45]. The measurements are carried out with the ALICE central barrel detectors, which are utilized for tracking, PID, and primary vertex reconstruction and are housed inside a solenoidal magnet with a magnetic field of 0.5 T. The main detectors that are used for the analyses presented here are the Inner Tracking System (ITS) [46], the Time Projection Chamber (TPC) [47], and the TOF (Time-Of-Flight) [48] detectors. These detectors have full azimuthal coverage and have a common pseudorapidity coverage of $|\eta| < 0.9$.

2.1 Event and track selection and particle identification

The trigger and event selection criteria are the same as those discussed in previous publications [26,27]. The events are selected with a minimum-bias trigger based on the coincidence of signals in two arrays of 32 scintillator detectors covering full azimuth and the pseudorapidity regions $2.8 < \eta < 5.1$ (V0A) and $-3.7 < \eta < -1.7$ (V0C) [49]. The primary vertex of the collision is determined using the charged tracks reconstructed in the ITS and the TPC. Events are selected whose reconstructed primary vertex position lies within ± 10 cm from the center of the detector along the beam direction. The Silicon Pixel Detector (SPD) which is the innermost detector of the ITS, is used to reject events in which multiple collision vertices are found (pile-up) [46]. In this work, approximately 540 million events are selected with the criteria described above. The minimum-bias events are further divided into three multiplicity classes, which are expressed in percentiles according to the total charge deposited in the V0A detector [49]. The yield of K^{*0} and ϕ mesons is measured in five rapidity regions $-1.2 < y < -0.9$, $-0.9 < y < -0.6$, $-0.6 < y < -0.3$, $-0.3 < y < 0$ and $0 < y < 0.3$ for the multiplicity

classes 0–10%, 10–40%, 40–100% in addition to the multiplicity-integrated (0–100%) measurement, corresponding to all minimum-bias events. The 10% of the events with the highest multiplicity of charged particles correspond to the 0–10% class and similarly, the 40–100% class corresponds to the lowest multiplicity. The $\langle N_{\text{coll}} \rangle$ values are estimated from a Glauber model analysis [50] of the charged particle multiplicity distribution in the V0A detector, and they are 13.8 ± 3.8 , 10.5 ± 3.9 and 4.0 ± 2.6 , respectively for 0–10%, 10–40%, and 40–100% multiplicity classes taken from Ref. [51]. Charged-particle tracks reconstructed in the TPC with $p_T > 0.15$ GeV/c and pseudorapidity $|\eta| < 0.8$ are selected for the analysis. The selected charged tracks should have crossed at least 70 out of 159 readout-pad rows of the TPC. The distance of closest approach of the track to the primary vertex in the longitudinal direction (DCA_z) is required to be less than 2 cm. In the transverse plane (xy) a p_T -dependent selection of $\text{DCA}_{xy}(p_T) < 0.0105 + 0.035 p_T^{-1.1}$ cm is applied. The K^{*0} and ϕ mesons are reconstructed from their decay daughters (pions and kaons), which are identified by measuring the specific ionization energy loss (dE/dx) in the TPC [47] and their time-of-flight information using the TOF [48]. For the selection of pions and kaons, the measured $\langle dE/dx \rangle$ is required to be within $n\sigma_{\text{TPC}}$ from the expected $\langle dE/dx \rangle$ values for a given mass hypothesis, where σ_{TPC} is the TPC $\langle dE/dx \rangle$ resolution. The values of n are momentum-dependent (p) and are set to $6\sigma_{\text{TPC}}$, $3\sigma_{\text{TPC}}$, and $2\sigma_{\text{TPC}}$ in the momentum intervals $p < 0.3$ GeV/c, $0.3 < p < 0.5$ GeV/c and $p > 0.5$ GeV/c, respectively. If the TOF information is available for the considered tracks, it is used for pion and kaon identification in addition to the TPC one by requiring the time-of-flight of the particle to be within $3\sigma_{\text{TOF}}$ from the expected value for the considered mass hypothesis, where σ_{TOF} is the time-of-flight resolution of the TOF.

2.2 Yield extraction

The K^{*0} and ϕ resonances are reconstructed from their decay products using the invariant-mass reconstruction technique described in Refs. [26,27]. The invariant-mass distributions of $K^\pm\pi^\mp$ and K^+K^- pairs in the same event are reconstructed. The shape of uncorrelated background is estimated using two techniques, namely mixed-event and like-sign methods. In the mixed-event method, the shape of the uncorrelated-background distribution for K^{*0} (ϕ) is obtained by combining pions (kaons) from a given event with opposite-sign kaons (pions) from other events. Each event is mixed with five different events to reduce the statistical uncertainties of the estimated uncorrelated-background distribution. The events which are mixed are required to have similar characteristics, i.e. the longitudinal position of the primary vertices should differ by less than 1 cm, and the multiplicity percentiles, computed from the V0A amplitude, should differ by less than 5%.

The mixed-event distributions for K^{*0} (ϕ) candidates are normalized in the invariant mass interval $1.1 < M_{K\pi} < 1.15$ GeV/c^2 ($1.06 < M_{KK} < 1.09$ GeV/c^2), which is well separated from signal peak.

In the like-sign method, tracks with the same charge from the same event are paired to estimate the uncorrelated background contribution. The invariant-mass distribution for the uncorrelated background is obtained as the geometric mean $2\sqrt{n^{++} \times n^{--}}$, where n^{++} and n^{--} are the number of positive-positive and negative-negative pairs in each invariant-mass interval, respectively. The mixed-event technique is used as the default method to extract the yields for both K^{*0} and ϕ mesons, while the difference with respect to the yield obtained using the combinatorial background from the like-sign method is included in the estimation of the systematic uncertainty. After the subtraction of the combinatorial background, the invariant-mass distribution consists of a resonance peak sitting on the top of a residual background of correlated pairs. The residual background originates from correlated pairs from jets, misidentification of pions and kaons from K^{*0} and ϕ meson decays, and partially reconstructed decays of higher-mass particles [26]. Figure 1 shows the $K^{\pm}\pi^{\mp}$ and K^+K^- invariant-mass distributions after subtraction of mixed-event background in the transverse momentum interval $2.2 \leq p_T < 3.0$ GeV/c for the rapidity intervals $-0.3 < y < 0$ (panels (a) and (b)) and $0 < y < 0.3$ (panels (c) and (d)) in the 0–10% multiplicity class.

The signal peak is fitted with a Breit–Wigner and a Voigtian function (convolution of Breit–Wigner and Gaussian functions) for K^{*0} and ϕ resonances, respectively. For the K^{*0} , a pure Breit–Wigner is used because the invariant mass resolution is negligible with respect to the natural width of the resonance peak. A second-order polynomial function is used to describe the shape of the residual background for both resonances. The fit to the invariant-mass distribution is performed in the interval $0.75 < M_{K\pi} < 1.15$ GeV/c^2 ($0.99 < M_{KK} < 1.07$ GeV/c^2) for K^{*0} (ϕ). The widths of K^{*0} and ϕ peaks are fixed to their known widths $\Gamma(K^{*0}) = 47.4 \pm 0.6$ MeV/c^2 , $\Gamma(\phi) = 4.26 \pm 0.04$ MeV/c^2 [52], whereas the resolution parameter of the Voigtian function for ϕ is kept as a free parameter. In the estimation of the systematic uncertainties, the width of the Breit–Wigner is taken as a free parameter. The mass and width values extracted from the fit have similar magnitude and trend with p_T as reported in previous publications [26, 27, 34, 53]. In the present study, it is found that the mass and width obtained from the fit are independent of rapidity and multiplicity for both K^{*0} and ϕ mesons. The sensitivity of the systematic uncertainty to the choice of the fitting range, normalization interval of the mixed-event background, shape of the residual background function, width, and resolution parameters have been studied by varying the fit configuration, as described in

Sect. 2.3. The raw yields of K^{*0} and ϕ mesons are extracted in the transverse momentum range from 0.8 to 16 GeV/c for various rapidity intervals and multiplicity classes.

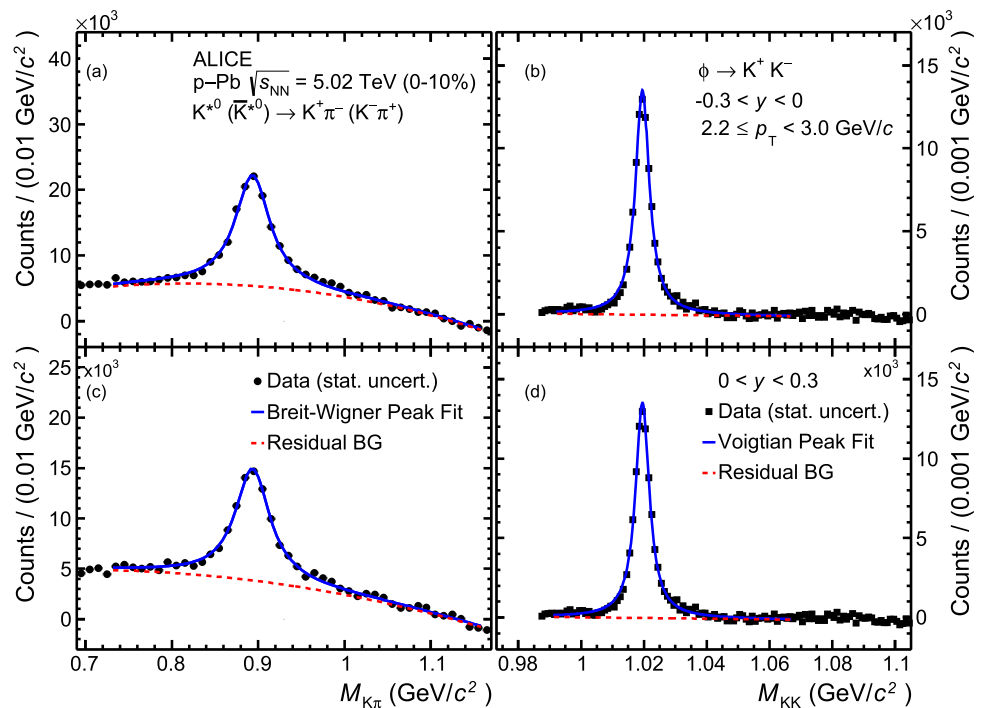
To obtain the transverse momentum spectra, the raw yields are normalized by the number of accepted non-single-diffractive (NSD) events and corrected for the branching ratio and the detector acceptance (A) times the reconstruction efficiency (ϵ_{rec}). The $A \times \epsilon_{\text{rec}}$ is obtained from a Monte Carlo (MC) simulation based on the DPMJET [40] event generator and the GEANT3 package to model the transport of the generated particles through the ALICE detector [54]. The $A \times \epsilon_{\text{rec}}$ is defined as the ratio of the reconstructed p_T spectra of K^{*0} (ϕ) mesons in a given rapidity interval to the generated ones in the same rapidity interval. The track and PID selection criteria applied to the decay products of resonances in the MC are identical to those used in the data. Since the efficiency depends on p_T and the p_T distributions of K^{*0} and ϕ mesons from DPMJET are different from the real data, a re-weighting procedure is applied to match the generated p_T shapes to the measured ones.

The effect of the re-weighting on $A \times \epsilon_{\text{rec}}$ depends on p_T and amounts to ~ 5 –17% at $p_T < 1.5$ GeV/c . At higher p_T , the effect is negligible. The effect of re-weighting also depends on rapidity at low p_T . The re-weighted $A \times \epsilon_{\text{rec}}$ is used to correct the raw p_T distribution. The $A \times \epsilon_{\text{rec}}$ is calculated for each rapidity interval and multiplicity class considered in the analysis. The $A \times \epsilon_{\text{rec}}$ as a function of p_T shows a rapidity dependence for a given multiplicity class, however, no significant multiplicity dependence of $A \times \epsilon_{\text{rec}}$ is observed for a given rapidity interval.

2.3 Systematic uncertainties

The procedure to estimate the systematic uncertainties is similar to the one adopted in previous analyses [26, 27]. The sources of systematic uncertainties on the measured yield of K^{*0} and ϕ mesons are signal extraction, track selection criteria, PID, global tracking efficiency, uncertainty on the material budget of the ALICE detector, and the hadronic interaction cross section in the detector material. A summary of the systematic uncertainties on the p_T spectra is given in Table 1. The uncertainty due to signal extraction is estimated from the variation of the yields when varying the invariant mass fit range, the treatment of the Breit–Wigner width in the fits, the mixed-event background normalization interval, the choice of residual background function, and the method to determine the combinatorial background. The fitting range is varied by 50 MeV/c^2 for K^{*0} and 10 MeV/c^2 for ϕ . The normalization interval of the mixed-event background is varied by 150 (50) MeV/c^2 with respect to the default value for K^{*0} (ϕ). The width of K^{*0} and ϕ resonances is left as a free parameter in the fit, instead of fixing it to the world-average value. For ϕ resonances, the effect on the yield due

Fig. 1 Invariant-mass distributions after combinatorial background subtraction for K^{*0} and ϕ candidates in the multiplicity class 0–10% and transverse momentum range $2.2 \leq p_T < 3.0$ GeV/c in the rapidity interval $-0.3 < y < 0$ (panels **a** and **b**) and $0 < y < 0.3$ (panels **c** and **d**). The K^{*0} peak is described by a Breit–Wigner function whereas the ϕ peak is fitted with a Voigtian function. The residual background is described by a polynomial function of order 2



to the variation of resolution parameter (σ of the Gaussian function in the Voigtian distribution) is also considered. The residual background is parameterized using first-order and third-order polynomial functions for estimating its contributions to the systematic uncertainties. The combinatorial background from the like-sign method is used instead of the one from event mixing. The estimated systematic uncertainties due to the yield extraction is 5.2% for K^{*0} and 3.3% for ϕ . The systematic effects due to charged track selection have been studied by varying the selection criteria on the number of crossed rows in the TPC, the ratio of the numbers of TPC crossed rows to findable clusters, and the DCA to the primary vertex of the collisions. The estimated uncertainties due to the track selection is 2.5% for K^{*0} and about 5% for the ϕ mesons. To estimate the systematic uncertainty due to the PID, the selections on the dE/dx and time-of-flight of the pions and kaons are varied. Two momentum-independent selections: $2\sigma_{\text{TPC}}$ with $3\sigma_{\text{TOF}}$ and $2\sigma_{\text{TPC}}$ only, are used for both K^{*0} and ϕ . The estimated systematic uncertainties are 3% for K^{*0} and 1.7% for ϕ . The uncertainty due to the global tracking efficiency, description of the detector material budget in the simulation, and the cross sections for hadronic interactions in the material are taken from Ref. [26]. The total systematic uncertainty is taken as the quadratic sum of all contributions leading to 7.5% for K^{*0} and 7.3% for ϕ mesons. No multiplicity and rapidity dependence of the systematic uncertainties is observed. Therefore, the systematic uncertainties on the p_T spectra determined for minimum-bias events in the rapidity interval $0 < y < 0.3$ are assigned in all rapidity intervals and multiplicity classes.

Table 1 Relative systematic uncertainties for K^{*0} and ϕ yields in p–Pb collisions at $\sqrt{s_{\text{NN}}} = 5.02$ TeV. The quoted relative uncertainties are averaged over p_T in the range 0.8–16 GeV/c. The total systematic uncertainty is the sum in quadrature of the uncertainties due to each source

Systematic uncertainty	K^{*0}	ϕ
Yield extraction (%)	5.2	3.3
Track selection (%)	2.5	5.0
Particle identification (%)	3.0	1.7
Global tracking efficiency (%)	3.0	2.1
Material budget (%)	1.2	2.2
Hadronic interaction (%)	1.9	2.4
Total (%)	7.5	7.3

The systematic uncertainties on Y_{asym} are estimated by considering the same approaches and variations as for the corrected yields. The systematic uncertainties due to signal extraction and PID are uncorrelated among different rapidity intervals whereas the other sources of systematic uncertainties such as track selections, global tracking uncertainties, material budget and hadronic interactions are correlated and cancel out in the Y_{asym} ratio. For the uncorrelated sources of uncertainty, the same variations considered for the yields were studied by estimating their effects on the Y_{asym} ratio. The resulting uncertainty was estimated to be about 2.5% (2%) for K^{*0} (ϕ) mesons. No multiplicity and rapidity dependence of the uncertainties is observed for Y_{asym} . Therefore, the systematic uncertainties determined for minimum-bias events are assigned to the ratios in the different rapidity intervals and multiplicity classes. The systematic uncertainties on

the ratios $(dN/dy)/(dN/dy)_{y=0}$ and $\langle p_T \rangle / \langle p_T \rangle_{y=0}$ as a function of rapidity are calculated in a similar way as for Y_{asym} . The systematic uncertainties on $(dN/dy)/(dN/dy)_{y=0}$ and $\langle p_T \rangle / \langle p_T \rangle_{y=0}$ are 2.2% (2%) and 1.2% (1%) for K^{*0} (ϕ), respectively.

3 Results and discussion

The rapidity and multiplicity dependence results on the p_T spectra, the dN/dy , the $\langle p_T \rangle$, the Y_{asym} , and the Q_{CP} in p–Pb collisions at $\sqrt{s_{\text{NN}}} = 5.02$ TeV are discussed. The measurements are also compared with various model predictions.

3.1 Transverse momentum spectra

Figures 2 and 3 show the p_T spectra of K^{*0} and ϕ mesons in p–Pb collisions at $\sqrt{s_{\text{NN}}} = 5.02$ TeV for five rapidity intervals within $-1.2 < y < 0.3$ and for two multiplicity classes 0–10% and 40–100%, respectively. The ratios of the p_T spectra in different rapidity intervals to that in the interval $0 < y < 0.3$ are presented in the bottom panels of Figs. 2 and 3. The measured p_T spectra of K^{*0} and ϕ mesons in the 0–10% multiplicity class show a rapidity dependence at low p_T (< 5 GeV/ c) indicating that the production of these resonances is higher in the Pb-going direction ($y < 0$) than in the p-going direction ($y > 0$). For high p_T , no rapidity dependences are observed.

3.2 Integrated particle yield and mean transverse momentum

The dN/dy and the $\langle p_T \rangle$ are obtained from the transverse momentum spectra in the measured p_T interval and using a fit function to account for the contribution of K^{*0} and ϕ mesons in unmeasured regions. The spectra are fitted with a Lévy–Tsallis function [55] and the fit function is extrapolated to unmeasured regions at low p_T (< 0.8 GeV/ c). The integral of the fit function in the extrapolated region accounts for 33% (39%) of the total yield in the 0–10% (40–100%) multiplicity class for both K^{*0} and ϕ mesons. The contribution of the extrapolated yield at low p_T is the same for all rapidity intervals. The contribution of the yield in the unmeasured region at high p_T (> 16 GeV/ c) is negligible for both K^{*0} and ϕ mesons. The extrapolated yield contribution at low p_T obtained with different fitting functions (i.e., m_T -exponential, Bose–Einstein and Boltzmann–Gibbs Blast-Wave function [56]) and that obtained with the default Lévy–Tsallis function is 5% (8%) for the 0–10% (40–100%) included as the systematic uncertainties in the dN/dy and it varies by 2–5% for the $\langle p_T \rangle$. In Fig. 4 the dN/dy (top panels) and $\langle p_T \rangle$ (bottom panels) of K^{*0} (left) and ϕ (right) mesons are shown as a function of y for minimum-bias p–Pb collisions

at $\sqrt{s_{\text{NN}}} = 5.02$ TeV. The central values of the dN/dy of both K^{*0} and ϕ mesons decrease slightly from the rapidity interval $-1.2 < y < -0.9$ to $0 < y < 0.3$ even though within the systematic uncertainties all the data points are compatible among each other. Nevertheless, considering that the systematic uncertainties are mostly correlated among the rapidity intervals, the measured dN/dy values suggest a decreasing trend with increasing y in the rapidity interval covered by the measurement. The $\langle p_T \rangle$ is constant as a function of rapidity for both K^{*0} and ϕ resonances.

The model predictions from EPOS-LHC [35], EPOS3 with and without UrQMD [38,39], DPMJET [40], HIJING [41], and PYTHIA8/Angantyr [42] are also shown in the Fig. 4. In general, the models show a similar trend with rapidity as the data except EPOS3 with and without UrQMD for $\langle p_T \rangle$, which shows a pronounced decreasing trend with rapidity. All the model predictions shown in Fig. 4 underestimate the $\langle p_T \rangle$ of both meson species. For the dN/dy , HIJING and EPOS3 with and without UrQMD overpredict the measured values for both K^{*0} and ϕ , while PYTHIA8/Angantyr overpredicts the K^{*0} and underpredicts the ϕ yield. EPOS-LHC provides the best overall description of the dN/dy and $\langle p_T \rangle$ measurements for K^{*0} and ϕ mesons. The $\langle p_T \rangle$ also shows a flat behavior as a function of rapidity for all the considered multiplicity classes as it can be seen in Fig. 10 of Appendix A.

A similar behavior in the average transverse kinetic energy as a function of rapidity for strange hadrons was reported in Ref. [16]. The rapidity dependence of dN/dy and $\langle p_T \rangle$ for K^{*0} and ϕ mesons in the multiplicity class 0–100% is further studied by dividing the dN/dy and $\langle p_T \rangle$ values in a given rapidity interval by the corresponding values at $y = 0$, as shown in Fig. 5. The dN/dy and $\langle p_T \rangle$ value at $y = 0$ is computed from the p_T spectrum measured in the rapidity interval $-0.3 < y < 0.3$. The systematic uncertainties on these ratios are estimated by studying the effects of the variations directly on the ratios as discussed in Sect. 2.3. This procedure takes into account the correlation of the systematic uncertainties across rapidity bins: as a result, these ratios have smaller systematic uncertainties than those on the dN/dy and $\langle p_T \rangle$, and allow for a better insight into the y dependence. The ratio $(dN/dy)/(dN/dy)_{y=0}$ decreases with rapidity, whereas $\langle p_T \rangle / \langle p_T \rangle_{y=0}$ shows a flat behavior within uncertainties as a function of rapidity for K^{*0} and ϕ mesons. The measurements are compared with various model predictions. The predictions from HIJING qualitatively reproduce the trend and are the closest to the data for both K^{*0} and ϕ . The predictions from PYTHIA8/Angantyr, DPMJET, EPOS-LHC, EPOS3 with and without UrQMD show a decreasing trend of $(dN/dy)/(dN/dy)_{y=0}$ with increasing y , but the rapidity dependence is less pronounced than the one in data, as it can be seen by the fact that they all tend to underestimate the measured yield ratios in the lowest rapidity intervals, especially for K^{*0} meson.

Fig. 2 Top panels: The transverse momentum spectra of K^{*0} for five rapidity intervals within $-1.2 < y < 0.3$ and for two multiplicity classes (0–10%, 40–100%) in p–Pb collisions at $\sqrt{s_{NN}} = 5.02$ TeV. The data for different rapidity intervals are scaled for better visibility. Bottom panels: The ratios of the p_T spectra in various rapidity intervals to that in the interval $0 < y < 0.3$ for a given multiplicity class. The statistical and systematic uncertainties are shown as bars and boxes around the data points, respectively

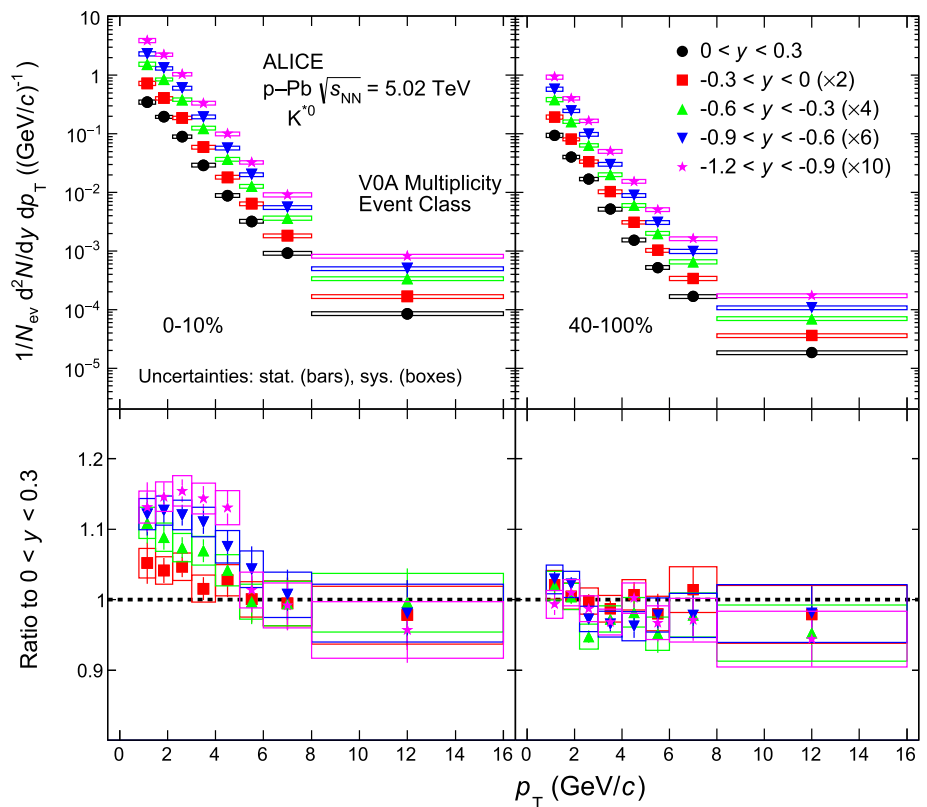


Fig. 3 Top panels: The transverse momentum spectra of ϕ for five rapidity intervals within $-1.2 < y < 0.3$ and for two multiplicity classes (0–10%, 40–100%) in p–Pb collisions at $\sqrt{s_{NN}} = 5.02$ TeV. The data for different rapidity intervals are scaled for better visibility. Bottom panels: The ratios of the p_T spectra in various rapidity intervals to that in the interval $0 < y < 0.3$ for a given multiplicity class. The statistical and systematic uncertainties are shown as bars and boxes around the data points, respectively

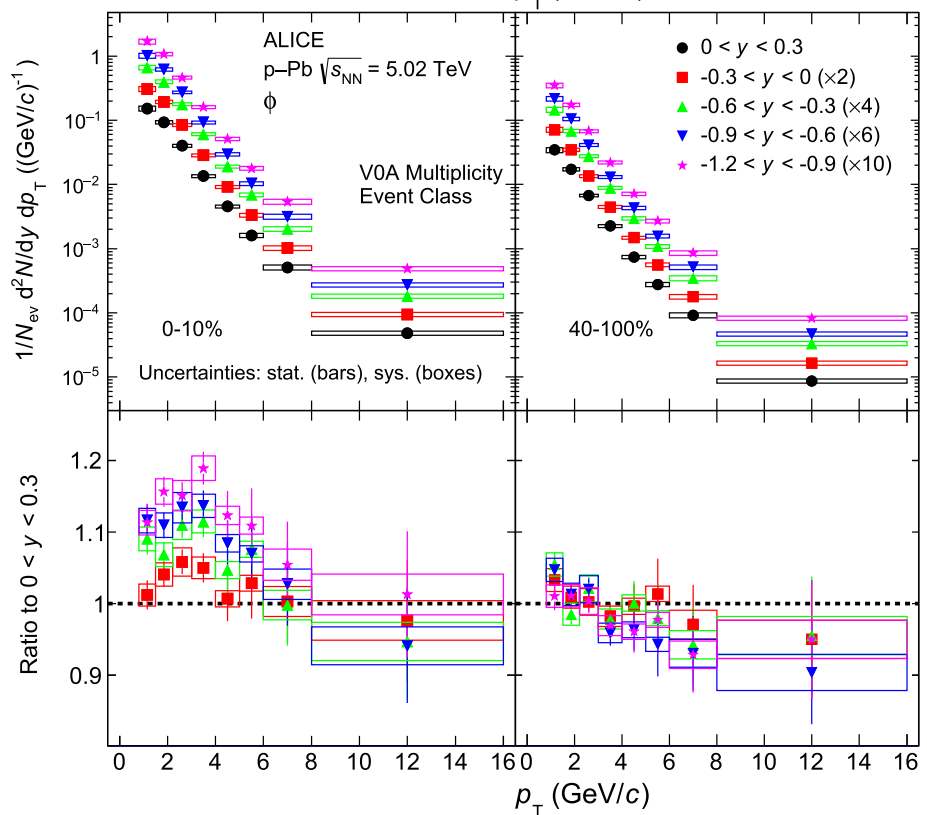
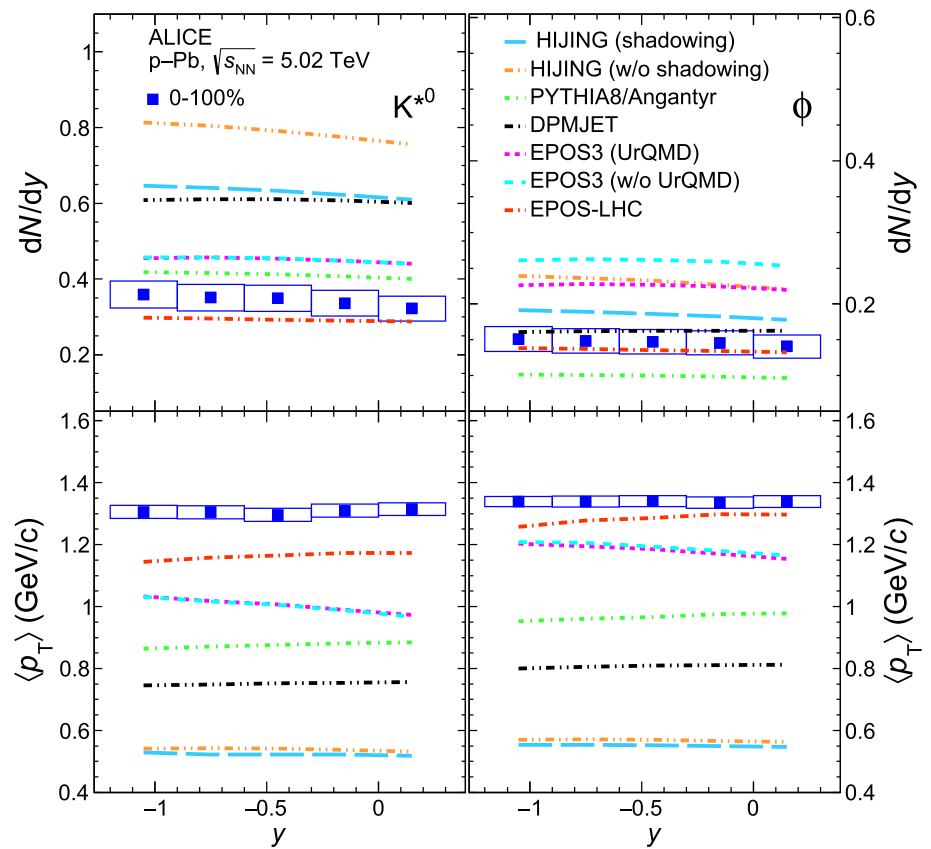


Fig. 4 The p_T integrated yield (dN/dy) (top panels) and mean transverse momentum ($\langle p_T \rangle$) (bottom panels) for K^{*0} (left) and ϕ (right) mesons as a function of y measured for the multiplicity class 0–100% in p–Pb collisions at $\sqrt{s_{NN}} = 5.02$ TeV. The predictions from EPOS-LHC [35], EPOS3 with and without UrQMD [38, 39], DPMJET [40], HIJING [41], and PYTHIA8/Angantyr [42] are shown as different curves. The statistical uncertainties are represented as bars whereas the boxes indicate total systematic uncertainties



For $\langle p_T \rangle / \langle p_T \rangle_{y=0}$ as a function of y , also shown in Fig. 5, EPOS3 with and without UrQMD overestimate the measurements at low y and predict a marked decreasing trend of $\langle p_T \rangle / \langle p_T \rangle_{y=0}$ with rapidity, which is not supported by the data. From the other models, less pronounced trends are expected, which are consistent with the data. In particular, HIJING predicts a slightly decreasing $\langle p_T \rangle / \langle p_T \rangle_{y=0}$ with increasing rapidity, while PYTHIA8/Angantyr, DPMJET, and EPOS-LHC predict a slightly increasing trend.

Similar studies of the ratio $\langle p_T \rangle / \langle p_T \rangle_{y=0}$ of charged hadrons in p–Pb collisions at $\sqrt{s_{NN}} = 5.02$ TeV compared with the predictions of hydrodynamics and color-glass condensate (CGC) model were reported in [33]. Predictions from hydrodynamic calculations show a decrease in $\langle p_T \rangle$ with rapidity, whereas CGC predicts an increase in $\langle p_T \rangle$ with rapidity [33], while the data are flat within uncertainties. The dN/dy and $\langle p_T \rangle$ increase with multiplicity at midrapidity as observed for light-flavor hadrons and resonances in pp and p–Pb collisions [26, 27, 56]. A similar behavior is observed in this article for K^{*0} and ϕ in all the different rapidity intervals shown in Fig. 10 in Appendix A.

3.3 Rapidity asymmetry

The rapidity asymmetry (Y_{asym}) is calculated from K^{*0} and ϕ mesons yields in $-0.3 < y < 0$ and $0 < y < 0.3$, as defined by Eq. 1. Figure 6 shows the Y_{asym} of K^{*0} and ϕ mesons in

the measured p_T intervals for various multiplicity classes in p–Pb collisions at $\sqrt{s_{NN}} = 5.02$ TeV.

The Y_{asym} values for K^{*0} and ϕ as a function of p_T are consistent within uncertainties for all multiplicity classes. The Y_{asym} values deviate from unity at low p_T (< 5 GeV/c), suggesting the presence of a rapidity dependence in the nuclear effects. The deviations are more significant for events with high multiplicity. The Y_{asym} values are consistent with unity at high p_T (> 5 GeV/c) for all multiplicity classes, suggesting the absence of nuclear effects at high p_T for the production of K^{*0} and ϕ mesons in p–Pb collisions. Similar results have been reported for charged hadrons, pions, protons in d–Au collisions at $\sqrt{s_{NN}} = 200$ GeV by the STAR Collaboration [18] and for charged hadrons and multi-strange hadrons in p–Pb collisions at $\sqrt{s_{NN}} = 5.02$ TeV by the CMS Collaboration as discussed in Refs. [16, 17]. Figure 7 shows the comparison of the measured Y_{asym} for K^{*0} and ϕ mesons as a function of p_T in minimum-bias events (0–100%) with the model predictions from EPOS-LHC, HIJING with and without shadowing, DPMJET, PYTHIA8/Angantyr, and EPOS3 with and without UrQMD.

HIJING with and without shadowing, and EPOS3 with and without UrQMD describe the measured Y_{asym} at low p_T within uncertainties, but they significantly overestimate the data at high p_T , predicting an increasing trend with p_T (more pronounced for K^{*0} than for ϕ) that is not supported by the measurements, which are consistent with a flat or decreasing

Fig. 5 The p_T integrated yield (dN/dy) (upper panels) and mean transverse momentum ($\langle p_T \rangle$) (bottom panels) for K^{*0} (left) and ϕ (right) mesons as a function of y , divided by the dN/dy and $\langle p_T \rangle$ at $y = 0$ for the multiplicity class 0–100% in p–Pb collisions at $\sqrt{s_{NN}} = 5.02$ TeV. The predictions from EPOS-LHC [35], EPOS3 with and without UrQMD [38, 39], DPMJET [40], HIJING [41], and PYTHIA8/Angantyr [42] are shown as different curves. The statistical uncertainties are represented as bars whereas the boxes indicate total systematic uncertainties

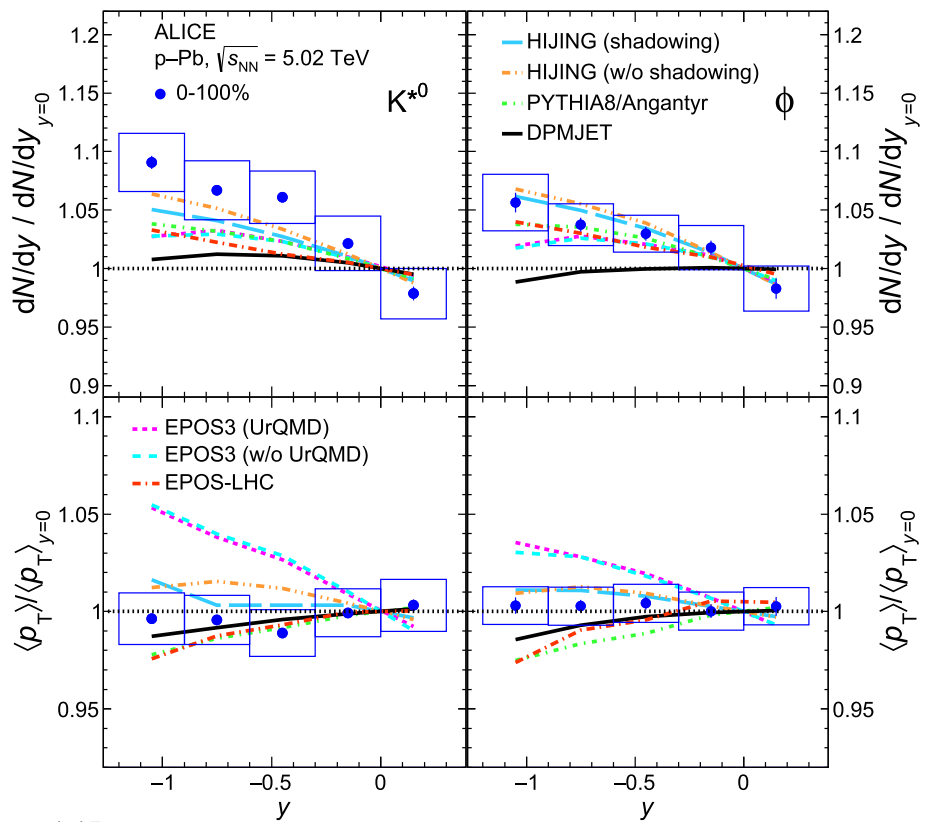


Fig. 6 Rapidity asymmetry (Y_{asym}) of K^{*0} (red circles) and ϕ (blue squares) meson production as a function of p_T in the rapidity range $0 < |y| < 0.3$ for various multiplicity classes in p–Pb collisions at $\sqrt{s_{NN}} = 5.02$ TeV. The statistical uncertainties are shown as bars whereas the systematic uncertainties on the measurements

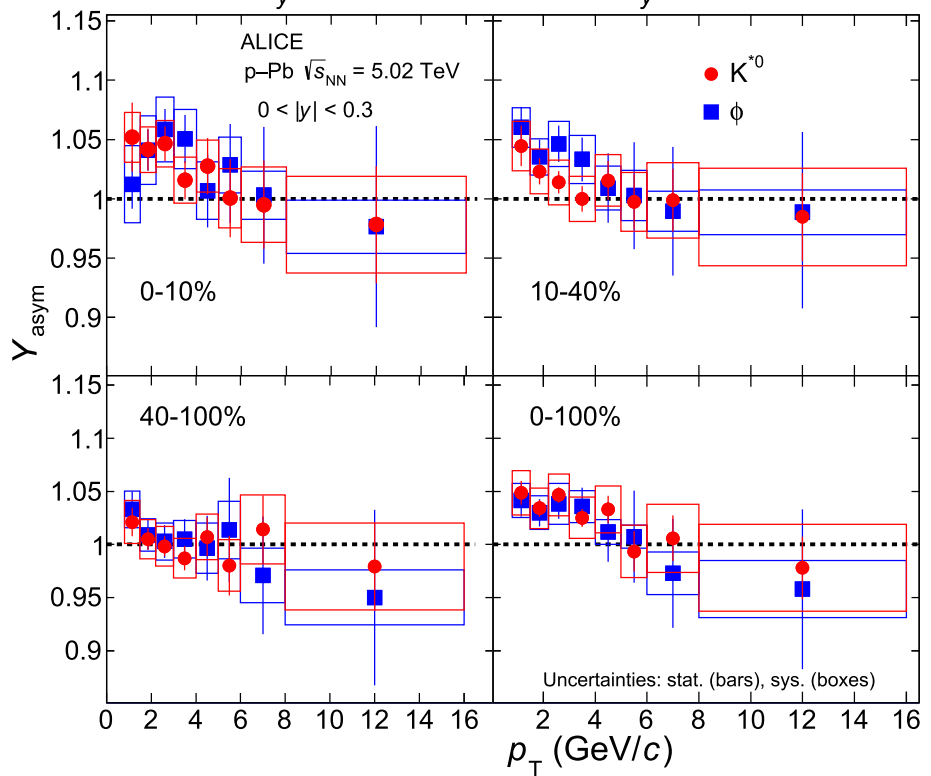


Fig. 7 The comparison of experimental results of Y_{asym} for K^{*0} and ϕ meson production as a function of p_T in the rapidity range $0 < |y| < 0.3$ with the model predictions from EPOS-LHC [35], EPOS3 with and without UrQMD [38, 39], DPMJET [40], HIJING [41], and PYTHIA8/Angantyr [42]. Data points are shown with blue markers, and model predictions are shown by different color bands, where bands represent the statistical uncertainty of the model. The statistical uncertainties on the data points are represented as bars whereas the boxes indicate total systematic uncertainties

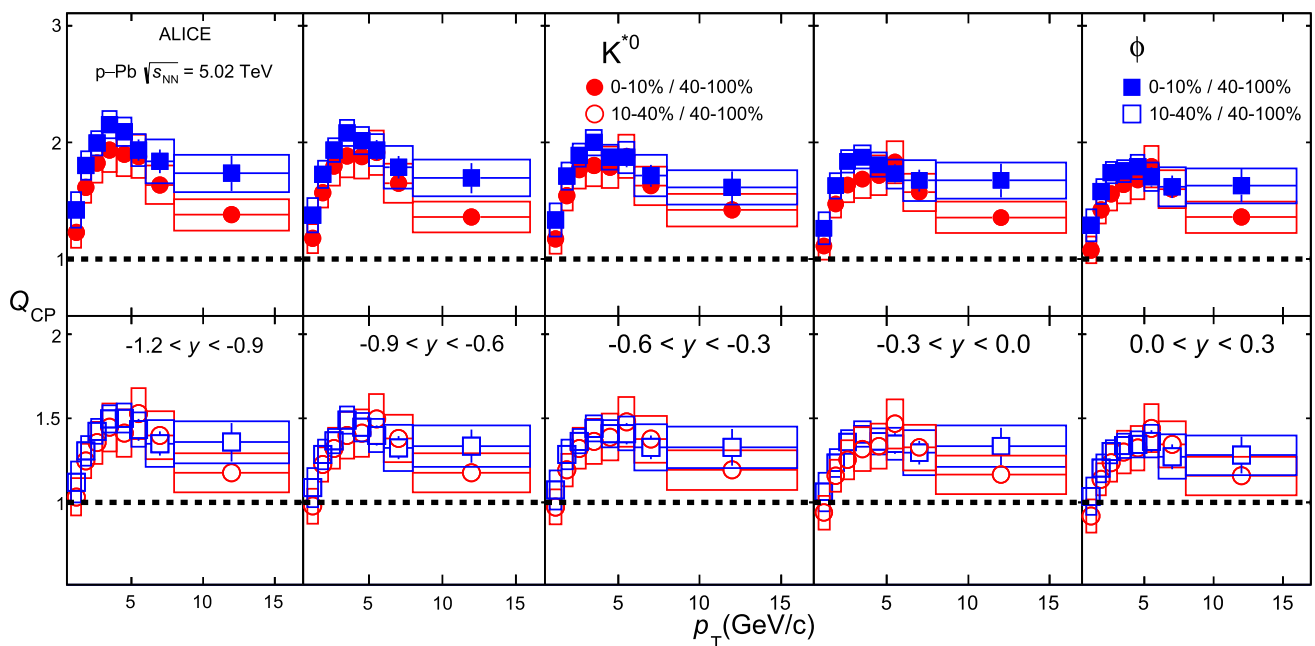
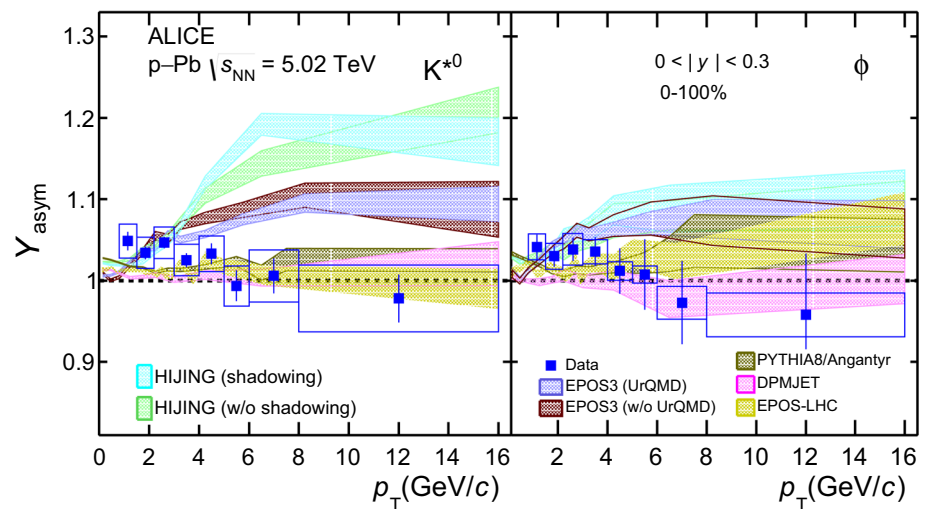


Fig. 8 The Q_{CP} of K^{*0} (red circles) and ϕ (blue squares) mesons as a function of p_T for 0–10%/40–100% (top panels) and 10–40%/40–100% (bottom panels) in various rapidity intervals within the range

$-1.2 < y < 0.3$ in p–Pb collisions at $\sqrt{s_{\text{NN}}} = 5.02$ TeV. The statistical and systematic uncertainties are represented by vertical bars and boxes, respectively

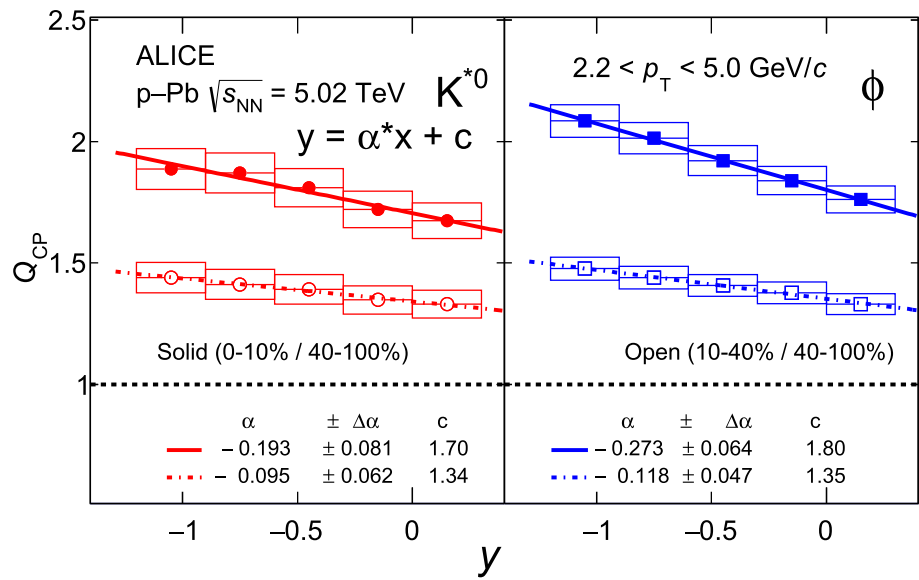
trend for both meson species. Model predictions from EPOS-LHC, PYTHIA8/Angantyr, and DPMJET for K^{*0} and DPMJET for ϕ at high p_T are in agreement with the data within uncertainties.

3.4 Nuclear modification factor

The nuclear modification factor Q_{CP} is calculated from the K^{*0} and ϕ yields normalized to $\langle N_{\text{coll}} \rangle$ in high multiplicity (central) and low multiplicity (peripheral) collisions, as defined by Eq. 2. Figure 8 shows the Q_{CP} of K^{*0} (red cir-

cles) and ϕ (blue squares) mesons as a function of p_T for 0–10%/40–100% (top panels) and 10–40%/40–100% (bottom panels) in various rapidity intervals within the range $-1.2 < y < 0.3$ for p–Pb collisions at $\sqrt{s_{\text{NN}}} = 5.02$ TeV. The Q_{CP} of ϕ mesons seems to be slightly higher than the K^{*0} one for the ratio of 0–10%/40–100%, however, the results for the two meson species are consistent within uncertainties for the ratio 10–40%/40–100% for all measured rapidity intervals. An enhancement at intermediate p_T ($2.2 < p_T < 5.0$ GeV/c), reminiscent of the Cronin effect, is seen for K^{*0} and ϕ mesons in the Q_{CP} . This enhancement is more pronounced

Fig. 9 The Q_{CP} of K^{*0} (red circles) and ϕ (blue squares) mesons as a function of rapidity for 0–10%/40–100% (solid markers) and 10–40%/40–100% (open markers) in p–Pb collisions at $\sqrt{s_{NN}} = 5.02$ TeV. The solid and dotted lines represents the linear fit to data. The statistical and systematic uncertainties are represented by vertical bars and boxes on the measurements, respectively



at high negative rapidity, i.e., in the Pb-going direction, and for high multiplicity events. The more pronounced Cronin-like enhancement for the 0–10% multiplicity class suggests that multiple scattering effects are more relevant for high multiplicity (central) collisions. At high p_T (> 5 GeV/c), the Q_{CP} values are greater than unity, which is a known feature of Q_{pPb}^1 and Q_{CP} when the centrality or multiplicity classes are defined with the V0 detector, and it is interpreted as a selection bias due to the multiplicity estimator [51]. The results for K^{*0} and ϕ mesons are consistent between each other within uncertainties.

To quantify the rapidity dependence of the nuclear modification factor, the Q_{CP} values of K^{*0} and ϕ mesons for intermediate p_T ($2.2 < p_T < 5.0$ GeV/c) are shown as a function of rapidity in Fig. 9. The values of Q_{CP} at intermediate p_T show a faster decrease from the rapidity interval $-1.2 < y < -0.9$ to $0 < y < 0.3$ for 0–10%/40–100% than for 10–40%/40–100%, indicating a stronger rapidity dependence of the Cronin-like enhancement in events with high multiplicity. The stronger rapidity dependence for 0–10%/40–100% can be inferred from the slope parameter (α) of the linear function fit to the Q_{CP} of K^{*0} and ϕ mesons reported in Fig. 9. The slope of the ϕ meson Q_{CP} is slightly larger than the K^{*0} one. A similar conclusion on the η dependence of nuclear modification factors of charged hadrons was reported by the BRAHMS Collaboration [7].

4 Summary

The transverse momentum differential yields of K^{*0} and ϕ mesons have been measured in the rapidity interval $-1.2 < y < 0.3$ for various multiplicity classes over the transverse momentum range $0.8 < p_T < 16$ GeV/c in p–Pb collisions at $\sqrt{s_{NN}} = 5.02$ TeV with the ALICE detector. The p_T spectra of K^{*0} and ϕ mesons show a multiplicity and rapidity dependence at low p_T , whereas the spectral shapes are similar for all multiplicity classes and rapidity intervals at high p_T (> 5 GeV/c). This suggests that nuclear effects influence K^{*0} and ϕ meson production at low p_T . The $(dN/dy)/(dN/dy)_{y=0}$ ratios decreases with increasing rapidity in the measured interval $-1.2 < y < 0.3$, whereas the average transverse momentum ($\langle p_T \rangle$) and the $\langle p_T \rangle / \langle p_T \rangle_{y=0}$ ratios show a flat behavior for both K^{*0} and ϕ mesons. The rapidity dependence of dN/dy , $\langle p_T \rangle$ and their ratios with respect to the corresponding values at $y = 0$ are compared with model predictions for minimum-bias events. The EPOS-LHC model, which includes parameterized flow, provides the best description for the magnitudes of K^{*0} and ϕ dN/dy and $\langle p_T \rangle$, whereas HIJING predictions are in closest agreement with the measured rapidity dependence, which is studied via the ratios $(dN/dy)/(dN/dy)_{y=0}$ and $\langle p_T \rangle / \langle p_T \rangle_{y=0}$. The Y_{asym} ratios for K^{*0} and ϕ mesons as a function of p_T show deviations from unity at low p_T for high multiplicity events, while, their values are consistent with unity within uncertainties at high p_T in the measured multiplicity and rapidity intervals. The Y_{asym} ratios of K^{*0} and ϕ mesons are found to be consistent between each other within uncertainties in the measured kinematic region. The measured deviations of Y_{asym} from unity at low p_T suggest the presence of rapidity dependent nuclear effects such as multiple scattering, nuclear shadowing, parton saturation, and energy loss in cold nuclear matter. None of the models presented here is

¹ It is defined as the ratio of the yield per equivalent number of nucleon–nucleon collisions at a given centrality or multiplicity class in p–Pb collisions to the yield in minimum-bias pp collisions at the same center-of-mass energy.

able to describe the Y_{asym} of K^{*0} and ϕ mesons at low p_T . The nuclear modification factors between the central and peripheral collisions Q_{CP} for K^{*0} and ϕ mesons as a function of p_T show a bump, with a maximum around $p_T = 3 \text{ GeV}/c$, suggestive of the Cronin effect. This Cronin-like enhancement is more pronounced for large negative rapidities (in the Pb-going direction) and for more central (higher multiplicity) collisions. The measurements reported in this paper confirm that nuclear effects play an important role in particle production in p–Pb collisions at the LHC energies. They will contribute, along with previous and upcoming measurements of other hadron species, to constrain models and event generators.

Acknowledgements The ALICE Collaboration would like to thank all its engineers and technicians for their invaluable contributions to the construction of the experiment and the CERN accelerator teams for the outstanding performance of the LHC complex. The ALICE Collaboration gratefully acknowledges the resources and support provided by all Grid centres and the Worldwide LHC Computing Grid (WLCG) collaboration. The ALICE Collaboration acknowledges the following funding agencies for their support in building and running the ALICE detector: A. I. Alikhanyan National Science Laboratory (Yerevan Physics Institute) Foundation (ANSL), State Committee of Science and World Federation of Scientists (WFS), Armenia; Austrian Academy of Sciences, Austrian Science Fund (FWF): [M 2467-N36] and Nationalstiftung für Forschung, Technologie und Entwicklung, Austria; Ministry of Communications and High Technologies, National Nuclear Research Center, Azerbaijan; Conselho Nacional de Desenvolvimento Científico e Tecnológico (CNPq), Financiadora de Estudos e Projetos (Finep), Fundação de Amparo à Pesquisa do Estado de São Paulo (FAPESP) and Universidade Federal do Rio Grande do Sul (UFRGS), Brazil; Bulgarian Ministry of Education and Science, within the National Roadmap for Research Infrastructures 20202027 (object CERN), Bulgaria; Ministry of Education of China (MOEC), Ministry of Science & Technology of China (MSTC) and National Natural Science Foundation of China (NSFC), China; Ministry of Science and Education and Croatian Science Foundation, Croatia; Centro de Aplicaciones Tecnológicas y Desarrollo Nuclear (CEADEN), Cubaenergía, Cuba; Ministry of Education, Youth and Sports of the Czech Republic, Czech Republic; The Danish Council for Independent Research | Natural Sciences, the VILLUM FONDEN and Danish National Research Foundation (DNRF), Denmark; Helsinki Institute of Physics (HIP), Finland; Commissariat à l’Energie Atomique (CEA) and Institut National de Physique Nucléaire et de Physique des Particules (IN2P3) and Centre National de la Recherche Scientifique (CNRS), France; Bundesministerium für Bildung und Forschung (BMBF) and GSI Helmholtzzentrum für Schwerionenforschung GmbH, Germany; General Secretariat for Research and Technology, Ministry of Education, Research and Religions, Greece; National Research, Development and Innovation Office, Hungary; Department of Atomic Energy Government of India (DAE), Department of Science and Technology, Government of India (DST), University Grants Commission, Government of India (UGC) and Council of Scientific and Industrial Research (CSIR), India; National Research and Innovation Agency - BRIN, Indonesia; Istituto Nazionale di Fisica Nucleare (INFN), Italy; Japanese Ministry of Education, Culture, Sports, Science and Technology (MEXT) and Japan Society for the Promotion of Science (JSPS) KAKENHI, Japan; Consejo Nacional de Ciencia (CONACYT) y Tecnología, through Fondo de Cooperación Internacional en Ciencia y Tecnología (FONCICYT) and Dirección General de Asuntos del Personal Académico (DGAPA), Mexico; Nederlandse Organisatie voor Wetenschappelijk Onderzoek

(NWO), Netherlands; The Research Council of Norway, Norway; Commission on Science and Technology for Sustainable Development in the South (COMSATS), Pakistan; Pontificia Universidad Católica del Perú, Peru; Ministry of Education and Science, National Science Centre and WUT ID-UB, Poland; Korea Institute of Science and Technology Information and National Research Foundation of Korea (NRF), Republic of Korea; Ministry of Education and Scientific Research, Institute of Atomic Physics, Ministry of Research and Innovation and Institute of Atomic Physics and University Politehnica of Bucharest, Romania; Ministry of Education, Science, Research and Sport of the Slovak Republic, Slovakia; National Research Foundation of South Africa, South Africa; Swedish Research Council (VR) and Knut & Alice Wallenberg Foundation (KAW), Sweden; European Organization for Nuclear Research, Switzerland; Suranaree University of Technology (SUT), National Science and Technology Development Agency (NSTDA), Thailand Science Research and Innovation (TSRI) and National Science, Research and Innovation Fund (NSRF), Thailand; Turkish Energy, Nuclear and Mineral Research Agency (TENMAK), Turkey; National Academy of Sciences of Ukraine, Ukraine; Science and Technology Facilities Council (STFC), United Kingdom; National Science Foundation of the United States of America (NSF) and United States Department of Energy, Office of Nuclear Physics (DOE NP), United States of America. In addition, individual groups or members have received support from: Marie Skłodowska Curie, Strong 2020 - Horizon 2020, European Research Council (grant nos. 824093, 896850, 950692), European Union; Academy of Finland (Center of Excellence in Quark Matter) (grant nos. 346327, 346328), Finland; Programa de Apoyos para la Superación del Personal Académico, UNAM, Mexico.

Data Availability Statement This manuscript has associated data in a data repository. [Authors’ comment: Manuscript has associated data in a HEPData repository at <https://www.hepdata.net/record/ins1946970>].

Open Access This article is licensed under a Creative Commons Attribution 4.0 International License, which permits use, sharing, adaptation, distribution and reproduction in any medium or format, as long as you give appropriate credit to the original author(s) and the source, provide a link to the Creative Commons licence, and indicate if changes were made. The images or other third party material in this article are included in the article’s Creative Commons licence, unless indicated otherwise in a credit line to the material. If material is not included in the article’s Creative Commons licence and your intended use is not permitted by statutory regulation or exceeds the permitted use, you will need to obtain permission directly from the copyright holder. To view a copy of this licence, visit <http://creativecommons.org/licenses/by/4.0/>.

Funded by SCOAP³. SCOAP³ supports the goals of the International Year of Basic Sciences for Sustainable Development.

Appendix A Multiplicity and rapidity dependence of dN/dy and $\langle p_T \rangle$

Figure 10 shows the multiplicity dependence of the dN/dy and $\langle p_T \rangle$ of K^{*0} and ϕ mesons as a function of y in p–Pb collisions at $\sqrt{s_{\text{NN}}} = 5.02 \text{ TeV}$. The dN/dy and the $\langle p_T \rangle$ increase with multiplicity for a given rapidity interval. The dN/dy shows a weak rapidity dependence with large uncertainties, and suggesting a more pronounced dependence for events in the highest multiplicity class (0–10%). The $\langle p_T \rangle$ shows a flat behavior as a function of rapidity for all multiplicity classes in the measured rapidity interval. Similar

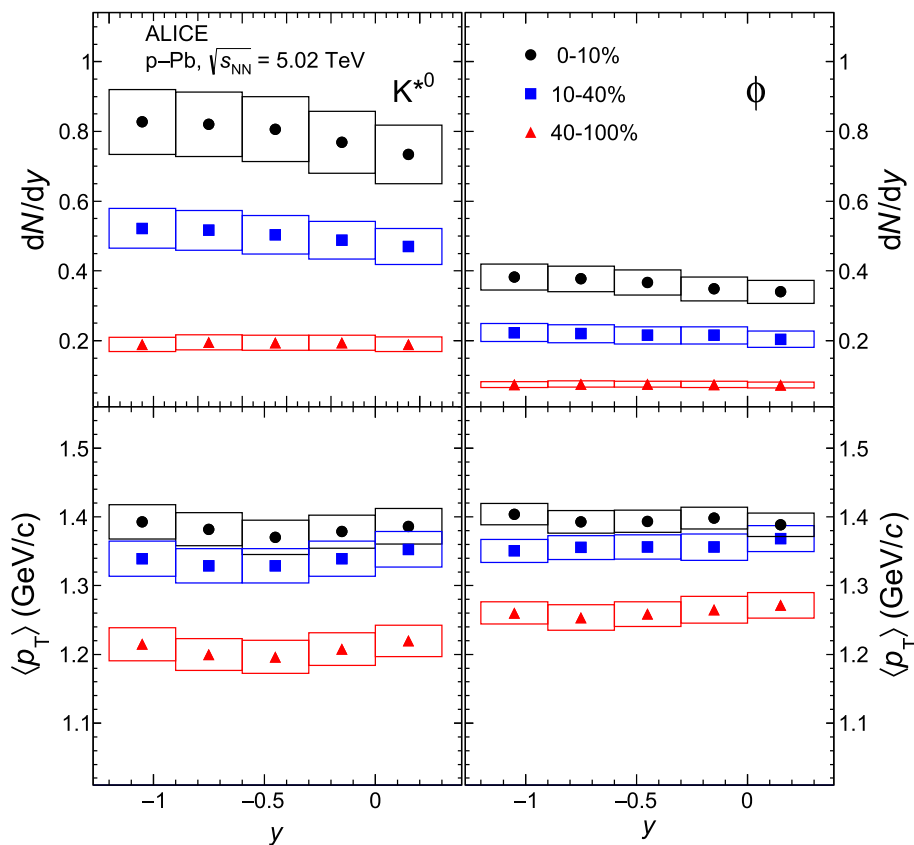


Fig. 10 The p_T integrated yield (dN/dy) (top panels) and mean transverse momentum ($\langle p_T \rangle$) (bottom panels) for K^{*0} (left panels) and ϕ (right panels) mesons as a function of y measured for the multiplic-

ity classes 0–10%, 10–40% and 40–100% in p–Pb collisions at $\sqrt{s_{NN}} = 5.02$ TeV. The statistical uncertainties are represented as bars whereas boxes indicate the total systematic uncertainties on the measurements

behavior in the average transverse kinetic energy as a function of rapidity for strange hadrons was reported in Ref. [16].

References






1. M. Gyulassy, L. McLerran, New forms of QCD matter discovered at RHIC. Nucl. Phys. A **750**, 30–63 (2005). <https://doi.org/10.1016/j.nuclphysa.2004.10.034>. arXiv:nucl-th/0405013
2. STAR Collaboration, J. Adams et al., Experimental and theoretical challenges in the search for the quark gluon plasma: the STAR Collaboration’s critical assessment of the evidence from RHIC collisions. Nucl. Phys. A **757**, 102–183 (2005). <https://doi.org/10.1016/j.nuclphysa.2005.03.085>. arXiv:nucl-ex/0501009
3. ALICE Collaboration, J. Schukraft, Heavy ion physics with the ALICE experiment at the CERN LHC. Philos. Trans. R. Soc. Lond. A **370**, 917–932 (2012). <https://doi.org/10.1098/rsta.2011.0469>. arXiv:1109.4291 [hep-ex]
4. P. Braun-Munzinger, V. Koch, T. Schäfer, J. Stachel, Properties of hot and dense matter from relativistic heavy ion collisions. Phys. Rep. **621**, 76–126 (2016). <https://doi.org/10.1016/j.physrep.2015.12.003>. arXiv:1510.00442 [nucl-th]
5. PHENIX Collaboration, S.S. Adler et al., Absence of suppression in particle production at large transverse momentum in $\sqrt{s_{NN}} = 200$ GeV d + Au collisions. Phys. Rev. Lett. **91**,

6. PHOBOS Collaboration, B.B. Back et al., Centrality dependence of charged hadron transverse momentum spectra in d + Au collisions at $\sqrt{s_{NN}} = 200$ GeV. Phys. Rev. Lett. **91**, 072302 (2003). <https://doi.org/10.1103/PhysRevLett.91.072302>. arXiv:nucl-ex/0306021
7. BRAHMS Collaboration, I. Arsene et al., On the evolution of the nuclear modification factors with rapidity and centrality in d + Au collisions at $\sqrt{s_{NN}} = 200$ GeV. Phys. Rev. Lett. **93**, 242303 (2004). <https://doi.org/10.1103/PhysRevLett.93.242303>. arXiv:nucl-ex/0403005
8. ZEUS Collaboration, J. Breitweg et al., Measurement of the proton structure function F_2 and $\sigma_{tot}(\gamma^*p)$ at low q^2 and very low x at HERA. Phys. Lett. B **407**, 432–448 (1997). [https://doi.org/10.1016/S0370-2693\(97\)00905-2](https://doi.org/10.1016/S0370-2693(97)00905-2). arXiv:hep-ex/9707025
9. ALICE Collaboration, B. Abelev et al., Transverse momentum distribution and nuclear modification factor of charged particles in p–Pb collisions at $\sqrt{s_{NN}} = 5.02$ TeV. Phys. Rev. Lett. **110**, 082302 (2013). <https://doi.org/10.1103/PhysRevLett.110.082302>. arXiv:1210.4520 [nucl-ex]
10. ALICE Collaboration, S. Acharya et al., Transverse momentum spectra and nuclear modification factors of charged particles in pp, p–Pb and Pb–Pb collisions at the LHC. JHEP **11**, 013 (2018). [https://doi.org/10.1007/JHEP11\(2018\)013](https://doi.org/10.1007/JHEP11(2018)013). arXiv:1802.09145 [nucl-ex]
11. STAR Collaboration, J. Adams et al., $K^*(892)^0$ resonance production in Au+Au and p+p collisions at $\sqrt{s_{NN}} = 200$ GeV at

- STAR. Phys. Rev. C **71**, 064902 (2005). <https://doi.org/10.1103/PhysRevC.71.064902>. arXiv:nucl-ex/0412019
12. NA49 Collaboration, T. Anticic et al., $K^*(892)^0$ and $\bar{K}^*(892)^0$ production in central Pb+Pb, Si+Si, C+C and inelastic p+p collisions at 158A GeV. Phys. Rev. C **84**, 064909 (2011). <https://doi.org/10.1103/PhysRevC.84.064909>. arXiv:1105.3109 [nucl-ex]
 13. ALICE Collaboration, S. Acharya et al., Production of charged pions, kaons, and (anti-)protons in Pb–Pb and inelastic pp collisions at $\sqrt{s_{NN}} = 5.02$ TeV. Phys. Rev. C **101**, 044907 (2020). <https://doi.org/10.1103/PhysRevC.101.044907>. arXiv:1910.07678 [nucl-ex]
 14. ALICE Collaboration, S. Acharya et al., Production of $K^*(892)^0$ and $\phi(1020)$ in pp and Pb–Pb collisions at $\sqrt{s_{NN}} = 5.02$ TeV. <https://doi.org/10.1103/PhysRevC.106.034907>. arXiv:2106.13113 [nucl-ex]
 15. J.L. Albacete et al., Predictions for p+ Pb collisions at $\sqrt{s_{NN}} = 5$ TeV: comparison with data. Int. J. Mod. Phys. E **25**, 1630005 (2016). <https://doi.org/10.1142/S0218301316300058>. arXiv:1605.09479 [hep-ph]
 16. CMS Collaboration, V. Khachatryan et al., Multiplicity and rapidity dependence of strange hadron production in pp, pPb, and PbPb collisions at the LHC. Phys. Lett. B **768**, 103–129 (2017). <https://doi.org/10.1016/j.physletb.2017.01.075>. arXiv:1605.06699 [nucl-ex]
 17. CMS Collaboration, A.M. Sirunyan et al., Strange hadron production in pp and pPb collisions at $\sqrt{s_{NN}} = 5.02$ TeV. Phys. Rev. C **101**, 064906 (2020). <https://doi.org/10.1103/PhysRevC.101.064906>. arXiv:1910.04812 [hep-ex]
 18. STAR Collaboration, B.I. Abelev et al., Rapidity and species dependence of particle production at large transverse momentum for d+Au collisions at $\sqrt{s_{NN}} = 200$ GeV. Phys. Rev. C **76**, 054903 (2007). <https://doi.org/10.1103/PhysRevC.76.054903>. arXiv:nucl-ex/0609021
 19. PHENIX Collaboration, A. Adare et al., Pseudorapidity dependence of particle production and elliptic flow in asymmetric nuclear collisions of p+Al, p+Au, d+Au, and $^3\text{He}+\text{Au}$ at $\sqrt{s_{NN}} = 200$ GeV. Phys. Rev. Lett. **121**, 222301 (2018). <https://doi.org/10.1103/PhysRevLett.121.222301>. arXiv:1807.11928 [nucl-ex]
 20. PHENIX Collaboration, A. Adare et al., Measurement of long-range angular correlation and quadrupole anisotropy of pions and (anti)protons in central d+Au collisions at $\sqrt{s_{NN}} = 200$ GeV. Phys. Rev. Lett. **114**, 192301 (2015). <https://doi.org/10.1103/PhysRevLett.114.192301>. arXiv:1404.7461 [nucl-ex]
 21. PHENIX Collaboration, C. Aidala et al., Measurement of long-range angular correlations and azimuthal anisotropies in high-multiplicity p+ Au collisions at $\sqrt{s_{NN}} = 200$ GeV. Phys. Rev. C **95**, 034910 (2017). <https://doi.org/10.1103/PhysRevC.95.034910>. arXiv:1609.02894 [nucl-ex]
 22. Yu.V. Kovchegov, Cronin effect and high- p_T suppression in p(d)A collisions. J. Phys. G **30**, S979–S982 (2004). <https://doi.org/10.1088/0954-3899/30/8/042>
 23. ALICE Collaboration, J. Adam et al., Enhanced production of multi-strange hadrons in high-multiplicity proton–proton collisions. Nat. Phys. **13**, 535–539 (2017). <https://doi.org/10.1038/nphys4111>. arXiv:1606.07424 [nucl-ex]
 24. ALICE Collaboration, B. Abelev et al., Long-range angular correlations on the near and away side in p–Pb collisions at $\sqrt{s_{NN}} = 5.02$ TeV. Phys. Lett. B **719**, 29–41 (2013). <https://doi.org/10.1016/j.physletb.2013.01.012>. arXiv:1212.2001 [nucl-ex]
 25. PHENIX Collaboration, C. Aidala et al., Creation of quark–gluon plasma droplets with three distinct geometries. Nat. Phys. **15**, 214–220 (2019). <https://doi.org/10.1038/s41567-018-0360-0>. arXiv:1805.02973 [nucl-ex]
 26. ALICE Collaboration, J. Adam et al., Production of $K^*(892)^0$ and $\phi(1020)$ in p–Pb collisions at $\sqrt{s_{NN}} = 5.02$ TeV. Eur. Phys. J. C **76**, 245 (2016). <https://doi.org/10.1140/epjc/s10052-016-4088-7>. arXiv:1601.07868 [nucl-ex]
 27. ALICE Collaboration, S. Acharya et al., $K^*(892)^0$ and $\phi(1020)$ production in p–Pb collisions at $\sqrt{s_{NN}} = 8.16$ TeV. <https://doi.org/10.1103/PhysRevC.107.055201>. arXiv:2110.10042 [nucl-ex]
 28. ALICE Collaboration, S. Acharya et al., Energy dependence of ϕ meson production at forward rapidity in pp collisions at the LHC. Eur. Phys. J. C **81**, 772 (2021). <https://doi.org/10.1140/epjc/s10052-021-09545-3>. arXiv:2105.00713 [nucl-ex]
 29. ALICE Collaboration, J. Adam et al., ϕ -meson production at forward rapidity in p–Pb collisions at $\sqrt{s_{NN}} = 5.02$ TeV and in pp collisions at $\sqrt{s} = 2.76$ TeV. Phys. Lett. B **768**, 203–217 (2017). <https://doi.org/10.1016/j.physletb.2017.01.074>. arXiv:1506.09206 [nucl-ex]
 30. Z.-B. Kang, I. Vitev, H. Xing, Nuclear modification of high transverse momentum particle production in p+A collisions at RHIC and LHC. Phys. Lett. B **718**, 482–487 (2012). <https://doi.org/10.1016/j.physletb.2012.10.046>. arXiv:1209.6030 [hep-ph]
 31. ALICE Collaboration, B.B. Abelev et al., Multiplicity dependence of pion, kaon, proton and lambda production in p–Pb collisions at $\sqrt{s_{NN}} = 5.02$ TeV. Phys. Lett. B **728**, 25–38 (2014). <https://doi.org/10.1016/j.physletb.2013.11.020>. arXiv:1307.6796 [nucl-ex]
 32. P. Bozek, A. Bzdak, G.-L. Ma, Rapidity dependence of elliptic and triangular flow in proton–nucleus collisions from collective dynamics. Phys. Lett. B **748**, 301–305 (2015). <https://doi.org/10.1016/j.physletb.2015.06.007>. arXiv:1503.03655 [hep-ph]
 33. P. Bozek, A. Bzdak, V. Skokov, The rapidity dependence of the average transverse momentum in p+Pb collisions at the LHC: the Color Glass Condensate versus hydrodynamics. Phys. Lett. B **728**, 662–665 (2014). <https://doi.org/10.1016/j.physletb.2013.12.034>. arXiv:1309.7358 [hep-ph]
 34. ALICE Collaboration, S. Acharya et al., Multiplicity dependence of $K^*(892)^0$ and $\phi(1020)$ production in pp collisions at $\sqrt{s} = 13$ TeV. Phys. Lett. B **807**, 135501 (2020). <https://doi.org/10.1016/j.physletb.2020.135501>. arXiv:1910.14397 [nucl-ex]
 35. T. Pierog, I. Karpenko, J.M. Katzy, E. Yatsenko, K. Werner, EPOS LHC: test of collective hadronization with data measured at the CERN Large Hadron Collider. Phys. Rev. C **92**, 034906 (2015). <https://doi.org/10.1103/PhysRevC.92.034906>. arXiv:1306.0121 [hep-ph]
 36. K. Werner, L. Karpenko, M. Bleicher, T. Pierog, The physics of EPOS. EPJ Web Conf. **52**, 05001 (2013). <https://doi.org/10.1051/epjconf/20125205001>
 37. T. Pierog, K. Werner, EPOS model and ultra high energy cosmic rays. Nucl. Phys. Proc. Suppl. **196**, 102–105 (2009). <https://doi.org/10.1016/j.nuclphysbps.2009.09.017>. arXiv:0905.1198 [hep-ph]
 38. K. Werner, B. Guiot, I. Karpenko, T. Pierog, Analysing radial flow features in p–Pb and p–p collisions at several TeV by studying identified particle production in EPOS3. Phys. Rev. C **89**, 064903 (2014). <https://doi.org/10.1103/PhysRevC.89.064903>. arXiv:1312.1233 [nucl-th]
 39. A.G. Knospe, C. Markert, K. Werner, J. Steinheimer, M. Bleicher, Hadronic resonance production and interaction in p–Pb collisions at LHC energies in EPOS3. Phys. Rev. C **104**, 054907 (2021). <https://doi.org/10.1103/PhysRevC.104.054907>. arXiv:2102.06797 [nucl-th]
 40. S. Roesler, R. Engel, J. Ranft, The Monte Carlo event generator DPMJET-III (2000). https://doi.org/10.1007/978-3-642-18211-2_166. arXiv:hep-ph/0012252
 41. M. Gyulassy, X.-N. Wang, HIJING 1.0: a Monte Carlo program for parton and particle production in high-energy hadronic and nuclear collisions. Comput. Phys. Commun. **83**, 307 (1994). [https://doi.org/10.1016/0010-4655\(94\)90057-4](https://doi.org/10.1016/0010-4655(94)90057-4). arXiv:nucl-th/9502021
 42. C. Bierlich, G. Gustafson, L. Lönnblad, H. Shah, The Angantyr model for heavy-ion collisions in PYTHIA8. JHEP **10**, 134 (2018).

- [https://doi.org/10.1007/JHEP10\(2018\)134](https://doi.org/10.1007/JHEP10(2018)134). arXiv:1806.10820 [hep-ph]
43. H. Pi, An event generator for interactions between hadrons and nuclei: FRITIOF version 7.0. *Comput. Phys. Commun.* **71**, 173–192 (1992). [https://doi.org/10.1016/0010-4655\(92\)90082-A](https://doi.org/10.1016/0010-4655(92)90082-A)
44. ALICE Collaboration, K. Aamodt et al., The ALICE experiment at the CERN LHC. *JINST* **3**, S08002 (2008). <https://doi.org/10.1088/1748-0221/3/08/S08002>
45. ALICE Collaboration, B. Abelev et al., Performance of the ALICE experiment at the CERN LHC. *Int. J. Mod. Phys. A* **29**, 1430044 (2014). <https://doi.org/10.1142/S0217751X14300440>. arXiv:1402.4476 [nucl-ex]
46. ALICE Collaboration, K. Aamodt et al., Alignment of the ALICE inner tracking system with cosmic-ray tracks. *JINST* **5**, P03003 (2010). <https://doi.org/10.1088/1748-0221/5/03/P03003>. arXiv:1001.0502 [physics.ins-det]
47. J. Alme et al., The ALICE TPC, a large 3-dimensional tracking device with fast readout for ultra-high multiplicity events. *Nucl. Instrum. Methods A* **622**, 316–367 (2010). <https://doi.org/10.1016/j.nima.2010.04.042>. arXiv:1001.1950 [physics.ins-det]
48. ALICE Collaboration, D. De Gruttola, “Particle Identification with the ALICE Time-Of-Flight detector at the LHC”, *JINST* **9** (2014) C10019, <https://doi.org/10.1088/1748-0221/9/10/C10019>
49. ALICE Collaboration, E. Abbas et al., Performance of the ALICE VZERO system. *JINST* **8**, P10016 (2013). <https://doi.org/10.1088/1748-0221/8/10/P10016>. arXiv:1306.3130 [nucl-ex]
50. M.L. Miller, K. Reygers, S.J. Sanders, P. Steinberg, Glauber modeling in high energy nuclear collisions. *Annu. Rev. Nucl. Part. Sci.* **57**, 205–243 (2007). <https://doi.org/10.1146/annurev.nucl.57.090506.123020>. arXiv:nucl-ex/0701025
51. ALICE Collaboration, J. Adam et al., Centrality dependence of particle production in p-Pb collisions at $\sqrt{s_{NN}} = 5.02$ TeV. *Phys. Rev. C* **91**, 064905 (2015). <https://doi.org/10.1103/PhysRevC.91.064905>. arXiv:1412.6828 [nucl-ex]
52. Particle Data Group Collaboration, M. Tanabashi et al., Review of particle physics. *Phys. Rev. D* **98**, 030001 (2018). <https://doi.org/10.1103/PhysRevD.98.030001>
53. ALICE Collaboration, S. Acharya et al., $K^*(892)^0$ and $\phi(1020)$ production at midrapidity in pp collisions at $\sqrt{s} = 8$ TeV. *Phys. Rev. C* **102**, 024912 (2020). <https://doi.org/10.1103/PhysRevC.102.024912>. arXiv:1910.14410 [nucl-ex]
54. R. Brun, F. Bruyant, M. Maire, A.C. McPherson, P. Zanarini, *GEANT 3: User's Guide Geant 3.10, Geant 3.11; Rev. Version* (CERN, Geneva, 1987). <https://cds.cern.ch/record/1119728>
55. C. Tsallis, Possible generalization of Boltzmann–Gibbs statistics. *J. Stat. Phys.* **52**, 479–487 (1988). <https://doi.org/10.1007/BF01016429>
56. ALICE Collaboration, S. Acharya et al., Production of light-flavor hadrons in pp collisions at $\sqrt{s} = 7$ and $\sqrt{s} = 13$ TeV. *Eur. Phys. J. C* **81**, 256 (2021). <https://doi.org/10.1140/epjc/s10052-020-08690-5>. arXiv:2005.11120 [nucl-ex]

ALICE Collaboration

S. Acharya^{124,131} , D. Adamová⁸⁶ , A. Adler⁶⁹, G. Aglieri Rinella³² , M. Agnello²⁹ , N. Agrawal⁵⁰ ,
 Z. Ahammed¹³¹ , S. Ahmad¹⁵ , S. U. Ahn⁷⁰ , I. Ahuja³⁷ , A. Akindinov¹³⁹ , M. Al-Turany⁹⁸ ,
 D. Aleksandrov¹³⁹ , B. Alessandro⁵⁵ , H. M. Alfanda⁶ , R. Alfaro Molina⁶⁶ , B. Ali¹⁵ , Y. Ali¹³, A. Alici²⁵ ,
 N. Alizadehvandchali¹¹³ , A. Alkin³² , J. Alme²⁰ , G. Alocco⁵¹ , T. Alt⁶³ , I. Altsybeev¹³⁹ , M. N. Anaam⁶ ,
 C. Andrei⁴⁵ , A. Andronic¹³⁴ , V. Anguelov⁹⁵, F. Antinori⁵³ , P. Antonioli⁵⁰ , C. Anuj¹⁵ , N. Apadula⁷⁴ ,
 L. Aphecetche¹⁰³ , H. Appelshäuser⁶³ , S. Arcelli²⁵ , R. Arnaldi⁵⁵ , I. C. Arsene¹⁹ , M. Arslandok¹³⁶ ,
 A. Augustinus³² , R. Averbeck⁹⁸ , S. Aziz⁷² , M. D. Azmi¹⁵ , A. Badalà⁵² , Y. W. Baek⁴⁰ , X. Bai⁹⁸ ,
 R. Bailhache⁶³ , Y. Bailung⁴⁷ , R. Bala⁹¹ , A. Balbino²⁹ , A. Baldisseri¹²⁷ , B. Balis² , D. Banerjee⁴ ,
 Z. Banoo⁹¹ , R. Barbera²⁶ , L. Barioglio⁹⁶ , M. Barlou⁷⁸, G. G. Barnaföldi¹³⁵ , L. S. Barnby⁸⁵ , V. Barret¹²⁴ ,
 L. Barreto¹⁰⁹ , C. Bartels¹¹⁶ , K. Barth³² , E. Bartsch⁶³ , F. Baruffaldi²⁷ , N. Bastid¹²⁴ , S. Basu⁷⁵ ,
 G. Batigne¹⁰³ , D. Battistini⁹⁶ , B. Batyunya¹⁴⁰ , D. Bauri⁴⁶, J. L. Bazo Alba¹⁰¹ , I. G. Bearden⁸³ ,
 C. Beattie¹³⁶ , P. Becht⁹⁸ , D. Behera⁴⁷ , I. Belikov¹²⁶ , A. D. C. Bell Hechavarria¹³⁴ , F. Bellini²⁵ ,
 R. Bellwied¹¹³ , S. Belokurova¹³⁹ , V. Belyaev¹³⁹, G. Bencedi^{64,135} , S. Beole²⁴ , A. Bercuci⁴⁵ ,
 Y. Berdnikov¹³⁹ , A. Berdnikova⁹⁵ , L. Bergmann⁹⁵ , M. G. Besoiu⁶² , L. Betev³² , P. P. Bhaduri¹³¹ ,
 A. Bhasin⁹¹ , I. R. Bhat⁹¹, M. A. Bhat⁴ , B. Bhattacharjee⁴¹ , L. Bianchi²⁴ , N. Bianchi⁴⁸ , J. Bielčák³⁵ ,
 J. Bielčiková⁸⁶ , J. Biernat¹⁰⁶ , A. Bilandzic⁹⁶ , G. Biro¹³⁵ , S. Biswas⁴ , J. T. Blair¹⁰⁷ , D. Blau¹³⁹ ,
 M. B. Blidaru⁹⁸ , N. Bluhme³⁸, C. Blume⁶³ , G. Boca^{21,54} , F. Bock⁸⁷ , T. Bodova²⁰ , A. Bogdanov¹³⁹ ,
 S. Boi²² , J. Bok⁵⁷ , L. Boldizsár¹³⁵ , A. Bolozdynya¹³⁹, M. Bombara³⁷ , P. M. Bond³² , G. Bonomi^{54,130} ,
 H. Borel¹²⁷ , A. Borissov¹³⁹ , H. Bossi¹³⁶ , E. Botta²⁴ , L. Bratrud⁶³ , P. Braun-Munzinger⁹⁸ , M. Bregant¹⁰⁹ ,
 M. Broz³⁵ , G. E. Bruno^{31,97} , M. D. Buckland¹¹⁶ , D. Budnikov¹³⁹, H. Buesching⁶³ , S. Bufalino²⁹ ,
 O. Bugnon¹⁰³ , P. Buhler¹⁰² , Z. Buthelezi^{67,120} , J. B. Butt¹³, A. Bylinkin¹¹⁵ , S. A. Bysiak¹⁰⁶ , M. Cai^{6,27} ,
 H. Caines¹³⁶ , A. Caliva⁹⁸ , E. Calvo Villar¹⁰¹ , J. M. M. Camacho¹⁰⁸ , R. S. Camacho⁴⁴, P. Camerini²³ ,
 F. D. M. Canedo¹⁰⁹ , M. Carabas¹²³ , F. Carnesecchi³² , R. Caron^{125,127} , J. Castillo Castellanos¹²⁷ ,
 F. Catalano²⁹ , C. Ceballos Sanchez¹⁴⁰ , I. Chakaberia⁷⁴ , P. Chakraborty⁴⁶ , S. Chandra¹³¹ , S. Chapeland³² ,
 M. Chartier¹¹⁶ , S. Chattopadhyay¹³¹ , S. Chattopadhyay⁹⁹ , T. G. Chavez⁴⁴ , T. Cheng⁶ , C. Cheshkov¹²⁵ ,
 B. Cheynis¹²⁵ , V. Chibante Barroso³² , D. D. Chinellato¹¹⁰ , E. S. Chizzali⁹⁶ , J. Cho⁵⁷ , S. Cho⁵⁷ ,
 P. Chochula³² , P. Christakoglou⁸⁴ , C. H. Christensen⁸³ , P. Christiansen⁷⁵ , T. Chujo¹²² , M. Ciaccio²⁹ ,
 C. Cicalo⁵¹ , L. Cifarelli²⁵ , F. Cindolo⁵⁰ , M. R. Ciupek⁹⁸, G. Clai^{50,a}, F. Colamaria⁴⁹ , J. S. Colburn¹⁰⁰ ,
 D. Colella^{31,97} , A. Collu⁷⁴, M. Colocci³² , M. Concas^{55,b} , G. Conesa Balbaste⁷³ , Z. Conesa del Valle⁷² ,
 G. Contin²³ , J. G. Contreras³⁵ , M. L. Coquet¹²⁷ , T. M. Cormier^{87,*}, P. Cortese^{55,129} , M. R. Cosentino¹¹¹ ,
 F. Costa³² , S. Costanza^{21,54} , J. Crkovská⁹⁵ , P. Crochet¹²⁴ , R. Cruz-Torres⁷⁴ , E. Cuautle⁶⁴, P. Cui⁶ ,
 L. Cunqueiro⁸⁷, A. Dainese⁵³ , M. C. Danisch⁹⁵ , A. Danu⁶² , P. Das⁸⁰ , P. Das⁴ , S. Das⁴ , S. Dash⁴⁶ ,
 A. De Caro²⁸ , G. de Cataldo⁴⁹ , L. De Cilladi²⁴ , J. de Cuveland³⁸, A. De Falco²² , D. De Gruttola²⁸ ,
 N. De Marco⁵⁵ , C. De Martin²³ , S. De Pasquale²⁸ , S. Deb⁴⁷ , H. F. Degenhardt¹⁰⁹, K. R. Deja¹³² ,
 R. Del Grande⁹⁶ , L. Dello Stritto²⁸ , W. Deng⁶ , P. Dhankher¹⁸ , D. Di Bari³¹ , A. Di Mauro³² , R. A. Diaz^{7,140} ,
 T. Dietel¹¹² , Y. Ding^{6,125} , R. Divià³² , D. U. Dixit¹⁸ , Ø. Djuvsland²⁰, U. Dmitrieva¹³⁹ , A. Dobrin⁶² ,
 B. Dönigus⁶³ , A. K. Dubey¹³¹ , J. M. Dubinski¹³², A. Dubla⁹⁸ , S. Dudi⁹⁰ , P. Dupieux¹²⁴ , M. Durkac¹⁰⁵ ,
 N. Dzalaiova¹², T. M. Eder¹³⁴ , R. J. Ehlers⁸⁷ , V. N. Eikeland²⁰, F. Eisenhut⁶³ , D. Elia⁴⁹ , B. Erasmus¹⁰³ ,
 F. Ercolessi²⁵ , F. Erhardt⁸⁹ , M. R. Ersdal²⁰, B. Espagnon⁷² , G. Eulisse³² , D. Evans¹⁰⁰ , S. Evdokimov¹³⁹ ,
 L. Fabbietti⁹⁶ , M. Faggin²⁷ , J. Faivre⁷³ , F. Fan⁶ , W. Fan⁷⁴ , A. Fantoni⁴⁸ , M. Fasel⁸⁷ , P. Fecchio²⁹ ,
 A. Feliciello⁵⁵ , G. Feofilov¹³⁹ , A. Fernández Téllez⁴⁴ , M. B. Ferrer³² , A. Ferrero¹²⁷ , A. Ferretti²⁴ ,
 V. J. G. Feuillard⁹⁵ , J. Figiel¹⁰⁶ , V. Filova³⁵, D. Finogeev¹³⁹ , F. M. Fionda⁵¹ , G. Fiorenza⁹⁷, F. Flor¹¹³ ,
 A. N. Flores¹⁰⁷ , S. Foertsch⁶⁷ , I. Fokin⁹⁵ , S. Fokin¹³⁹ , E. Fragiaco⁵⁶ , E. Frajna¹³⁵ , U. Fuchs³² ,
 N. Funicello²⁸ , C. Furget⁷³ , A. Furs¹³⁹ , J. J. Gaardhøje⁸³ , M. Gagliardi²⁴ , A. M. Gago¹⁰¹ , A. Gal¹²⁶ ,
 C. D. Galvan¹⁰⁸ , P. Ganoti⁷⁸ , C. Garabatos⁹⁸ , J. R. A. Garcia⁴⁴ , E. Garcia-Solis⁹ , K. Garg¹⁰³ , C. Gargiulo³² ,
 A. Garibli⁸¹, K. Garner¹³⁴ , E. F. Gauger¹⁰⁷ , A. Gautam¹¹⁵ , M. B. Gay Ducati⁶⁵ , M. Germain¹⁰³

A. Gupta⁹¹, R. Gupta⁹¹, S. P. Guzman⁴⁴, L. Gyulai¹³⁵, M. K. Habib⁹⁸, C. Hadjidakis⁷², H. Hamagaki⁷⁶, M. Hamid⁶, Y. Han¹³⁷, R. Hannigan¹⁰⁷, M. R. Haque¹³², A. Harlenderova⁹⁸, J. W. Harris¹³⁶, A. Harton⁹, J. A. Hasenbichler³², H. Hassan⁸⁷, D. Hatzifotiadou⁵⁰, P. Hauer⁴², L. B. Havener¹³⁶, S. T. Heckel⁹⁶, E. Hellbär⁹⁸, H. Helstrup³⁴, T. Herman³⁵, G. Herrera Corral⁸, F. Herrmann¹³⁴, K. F. Hetland³⁴, B. Heybeck⁶³, H. Hillemanns³², C. Hills¹¹⁶, B. Hippolyte¹²⁶, B. Hofman⁵⁸, B. Hohlweger⁸⁴, J. Honermann¹³⁴, G. H. Hong¹³⁷, D. Horak³⁵, A. Horzyk², R. Hosokawa¹⁴, Y. Hou⁶, P. Hristov³², C. Hughes¹¹⁹, P. Huhn⁶³, L. M. Huhta¹¹⁴, C. V. Hulse⁷², T. J. Humanic⁸⁸, H. Hushnud⁹⁹, L. A. Husova¹³⁴, A. Hutson¹¹³, J. P. Iddon¹¹⁶, R. Ilkaev¹³⁹, H. Ilyas¹³, M. Inaba¹²², G. M. Innocenti³², M. Ippolitov¹³⁹, A. Isakov⁸⁶, T. Isidori¹¹⁵, M. S. Islam⁹⁹, M. Ivanov⁹⁸, V. Ivanov¹³⁹, V. Izucheev¹³⁹, M. Jablonski², B. Jacak⁷⁴, N. Jacazio³², P. M. Jacobs⁷⁴, S. Jadlovska¹⁰⁵, J. Jadlovsky¹⁰⁵, L. Jaffe³⁸, C.
Jahnke¹¹⁰, M. A. Janik¹³², T. Janson⁶⁹, M. Jercic⁸⁹, O. Jevons¹⁰⁰, A. A. P. Jimenez⁶⁴, F. Jonas^{87,134}, P. G. Jones¹⁰⁰, J. M. Jowett^{32,98}, J. Jung⁶³, M. Jung⁶³, A. Junique³², A. Jusko¹⁰⁰, M. J. Kabus^{32,132}, J. Kaewjai¹⁰⁴, P. Kalinak⁵⁹, A. S. Kalteyer⁹⁸, A. Kalweit³², V. Kaplin¹³⁹, A. Karasu Uysal⁷¹, D. Karatovic⁸⁹, O. Karavichev¹³⁹, T. Karavicheva¹³⁹, P. Karczmarczyk¹³², E. Karpechev¹³⁹, V. Kashyap⁸⁰, A. Kazantsev¹³⁹, U. Kebschull⁶⁹, R. Keidel¹³⁸, D. L. D. Keijdener⁵⁸, M. Keil³², B. Ketzer⁴², A. M. Khan⁶, S. Khan¹⁵, A. Khanzadeev¹³⁹, Y. Kharlov¹³⁹, A. Khatun¹⁵, A. Khuntia¹⁰⁶, B. Kileng³⁴, B. Kim¹⁶, C. Kim¹⁶, D. J. Kim¹¹⁴, E. J. Kim⁶⁸, J. Kim¹³⁷, J. S. Kim⁴⁰, J. Kim⁹⁵, J. Kim⁶⁸, M. Kim⁹⁵, S. Kim¹⁷, T. Kim¹³⁷, S. Kirsch⁶³, I. Kisel³⁸, S. Kiselev¹³⁹, A. Kisiel¹³², J. P. Kitowski², J. L. Klay⁵, J. Klein³², S.
Klein⁷⁴, C. Klein-Bösing¹³⁴, M. Kleiner⁶³, T. Klemenz⁹⁶, A. Kluge³², A. G. Knospe¹¹³, C. Kobdaj¹⁰⁴, T. Kollegger⁹⁸, A. Kondratyev¹⁴⁰, N. Kondratyeva¹³⁹, E. Kondratyuk¹³⁹, J. König⁶³, S. A. Konigstorfer⁹⁶, P. J. Konopka³², G. Kornakov¹³², S. D. Koryciak², A. Kotliarov⁸⁶, O. Kovalenko⁷⁹, V. Kovalenko¹³⁹, M. Kowalski¹⁰⁶, I. Králik⁵⁹, A. Kravčáková³⁷, L. Kreis⁹⁸, M. Krivda^{59,100}, F. Krizek⁸⁶, K. Krizkova Gajdosova³⁵, M. Kroesen⁹⁵, M. Krüger⁶³, D. M. Krupova³⁵, E. Kryshen¹³⁹, M. Krzewicki³⁸, V. Kučera³², C. Kuhn¹²⁶, P. G. Kuijter⁸⁴, T. Kumaoka¹²², D. Kumar¹³¹, L. Kumar⁹⁰, N. Kumar⁹⁰, S. Kundu³², P. Kurashvili⁷⁹, A. Kurepin¹³⁹, A. B. Kurepin¹³⁹, S. Kushpil⁸⁶, J. Kvapil¹⁰⁰, M. J. Kweon⁵⁷, J. Y. Kwon⁵⁷, Y. Kwon¹³⁷, S. L. La Pointe³⁸, P. La Rocca²⁶, Y. S. Lai⁷⁴, A. Lakrathok¹⁰⁴, M. Lamanna³², R.
Langoy¹¹⁸, P. Larionov⁴⁸, E. Laudi³², L. Lautner^{32,96}, R. Lavicka¹⁰², T. Lazareva¹³⁹, R. Lea^{54,130}, J. Lehrbach³⁸, R. C. Lemmon⁸⁵, I. León Monzón¹⁰⁸, M. M. Lesch⁹⁶, E. D. Lesser¹⁸, M. Lettrich⁹⁶, P. Lévai¹³⁵, X. Li¹⁰, X. L. Li⁶, J. Lien¹¹⁸, R. Lietava¹⁰⁰, B. Lim¹⁶, S. H. Lim¹⁶, V. Lindenstruth³⁸, A. Lindner⁴⁵, C. Lippmann⁹⁸, A. Liu¹⁸, D. H. Liu⁶, J. Liu¹¹⁶, I. M. Lofnes²⁰, V. Loginov¹³⁹, C. Loizides⁸⁷, P. Loncar³³, J. A. Lopez⁹⁵, X. Lopez¹²⁴, E. López Torres⁷, P. Lu^{98,117}, J. R. Luhder¹³⁴, M. Lunardon²⁷, G. Luparello⁵⁶, Y. G. Ma³⁹, A. Maevskaya¹³⁹, M. Mager³², T. Mahmoud⁴², A. Maire¹²⁶, M. Malaev¹³⁹, N. M. Malik⁹¹, Q. W. Malik¹⁹, S. K. Malik⁹¹, L. Malinina^{140,f}, D. Mal'kevich¹³⁹, D. Mallick⁸⁰, N. Mallick⁴⁷, G. Mandaglio^{30,52}, V. Manko¹³⁹, F.
Manso¹²⁴, V. Manzari⁴⁹, Y. Mao⁶, G. V. Margagliotti²³, A. Margotti⁵⁰, A. Marín⁹⁸, C. Markert¹⁰⁷, M. Marquard⁶³, N. A. Martin⁹⁵, P. Martinengo³², J. L. Martinez¹¹³, M. I. Martínez⁴⁴, G. Martínez García¹⁰³, S. Masciocchi⁹⁸, M. Masera²⁴, A. Masoni⁵¹, L. Massacrier⁷², A. Mastroserio^{49,128}, A. M. Mathis⁹⁶, O. Matonoha⁷⁵, P. F. T. Matuoka¹⁰⁹, A. Matyja¹⁰⁶, C. Mayer¹⁰⁶, A. L. Mazuecos³², F. Mazzaschi²⁴, M. Mazzilli³², J. E. Mdhluli¹²⁰, A. F. Mechler⁶³, Y. Melikyan¹³⁹, A. Menchaca-Rocha⁶⁶, E. Meninno^{28,102}, A. S. Menon¹¹³, M. Meres¹², S. Mhlanga^{67,112}, Y. Miake¹²², L. Micheletti⁵⁵, L. C. Migliorin¹²⁵, D. L. Mihaylov⁹⁶, K. Mikhaylov^{139,140}, A. N. Mishra¹³⁵, D. Miśkowiec⁹⁸, A. Modak⁴, A. P. Mohanty⁵⁸, B. Mohanty⁸⁰, M. Mohisin Khan^{15,c}, M. A. Molander⁴³, Z. Moravcova⁸³, C. Mordasini⁹⁶, D. A. Moreira De Godoy¹³⁴, I. Morozov¹³⁹, A. Morsch³², T. Mrnjavac³², V.
Muccifora⁴⁸, E. Mudnic³³, S. Muhuri¹³¹, J. D. Mulligan⁷⁴, A. Mulliri²², M. G. Munhoz¹⁰⁹, R. H. Munzer⁶³, H. Murakami¹²¹, S. Murray¹¹², L. Musa³², J. Musinsky⁵⁹, J. W. Myrcha¹³², B. Naik¹²⁰, R. Nair⁷⁹, B. K. Nandi⁴⁶, R. Nania⁵⁰, E. Nappi⁴⁹, A. F. Nassirpour⁷⁵, A. Nath⁹⁵, C. Natrass¹¹⁹, A. Neagu¹⁹, A. Negru¹²³, L. Nellen⁶⁴, S. V. Nesbo³⁴, G. Neskovic³⁸, D. Nesterov¹³⁹, B. S. Nielsen⁸³, E. G. Nielsen⁸³, S. Nikolaev¹³⁹, S. Nikulin¹³⁹, V. Nikulin¹³⁹, F. Noferini⁵⁰

S. Pisano⁴⁸ , M. Płoskoń⁷⁴ , M. Planinic⁸⁹ , F. Pliquett⁶³ , M. G. Poghosyan⁸⁷ , S. Politano²⁹ , N. Poljak⁸⁹ , A. Pop⁴⁵ , S. Porteboeuf-Houssais¹²⁴ , J. Porter⁷⁴ , V. Pozdnyakov¹⁴⁰ , S. K. Prasad⁴ , S. Prasad⁴⁷ , R. Preghenella⁵⁰ , F. Prino⁵⁵ , C. A. Pruneau¹³³ , I. Pshenichnov¹³⁹ , M. Puccio³² , S. Qiu⁸⁴ , L. Quaglia²⁴ , R. E. Quishpe¹¹³ , S. Ragoni¹⁰⁰ , A. Rakotozafindrabe¹²⁷ , L. Ramello^{55,129} , F. Rami¹²⁶ , S. A. R. Ramirez⁴⁴ , T. A. Rancien⁷³ , R. Raniwala⁹² , S. S. Räsänen⁴³ , R. Rath⁴⁷ , I. Ravasenga⁸⁴ , K. F. Read^{87,119} , A. R. Redelbach³⁸ , K. Redlich^{79,d} , A. Rehman²⁰ , P. Reichelt⁶³ , F. Reidt³² , H. A. Reme-Ness³⁴ , Z. Rescakova³⁷ , K. Reygers⁹⁵ , A. Riabov¹³⁹ , V. Riabov¹³⁹ , R. Ricci²⁸ , T. Richert⁷⁵ , M. Richter¹⁹ , W. Riegler³² , F. Riggi²⁶ , C. Ristea⁶² , M. Rodríguez Cahuantzi⁴⁴ , K. Røed¹⁹ , R. Rogalev¹³⁹ , E. Rogochaya¹⁴⁰ , T. S. Rogoschinski⁶³

, D. Rohr³² , D. Röhrlich²⁰ , P. F. Rojas⁴⁴ , S. Rojas Torres³⁵ , P. S. Rokita¹³² , F. Ronchetti⁴⁸ , A. Rosano^{30,52} , E. D. Rosas⁶⁴ , A. Rossi⁵³ , A. Roy⁴⁷ , P. Roy⁹⁹ , S. Roy⁴⁶ , N. Rubini²⁵ , O. V. Rueda⁷⁵ , D. Ruggiano¹³² , R. Rui²³ , B. Ruyantsev¹⁴⁰ , P. G. Russek² , R. Russo⁸⁴ , A. Rustamov⁸¹ , E. Ryabinkin¹³⁹ , Y. Ryabov¹³⁹ , A. Rybicki¹⁰⁶ , H. Rytönen¹¹⁴ , W. Rzesza¹³² , O. A. M. Saarimäki⁴³ , R. Sadek¹⁰³ , S. Sadovsky¹³⁹ , J. Saetre²⁰ , K. Šafařík³⁵ , S. K. Saha¹³¹ , S. Saha⁸⁰ , B. Sahoo⁴⁶ , P. Sahoo⁴⁶ , R. Sahoo⁴⁷ , S. Sahoo⁶⁰ , D. Sahu⁴⁷ , P. K. Sahu⁶⁰ , J. Saini¹³¹ , K. Sajdakova³⁷ , S. Sakai¹²² , M. P. Salvan⁹⁸ , S. Sambyal⁹¹ , T. B. Saramela¹⁰⁹ , D. Sarkar¹³³ , N. Sarkar¹³¹ , P. Sarma⁴¹ , V. Sarritzu²² , V. M. Sarti⁹⁶ , M. H. P. Sas¹³⁶ , J. Schambach⁸⁷ , H. S. Scheid⁶³ , C. Schiaua⁴⁵

, R. Schicker⁹⁵ , A. Schmah⁹⁵ , C. Schmidt⁹⁸ , H. R. Schmidt⁹⁴ , M. O. Schmidt³² , M. Schmidt⁹⁴ , N. V. Schmidt^{63,87} , A. R. Schmier¹¹⁹ , R. Schotter¹²⁶ , J. Schukraft³² , K. Schwarz⁹⁸ , K. Schweda⁹⁸ , G. Scioli²⁵ , E. Scomarini⁵⁵ , J. E. Seger¹⁴ , Y. Sekiguchi¹²¹ , D. Sekihata¹²¹ , I. Selyuzhenkov^{98,139} , S. Senyukov¹²⁶ , J. J. Seo⁵⁷ , D. Serebryakov¹³⁹ , L. Šerkšnyté⁹⁶ , A. Sevcenco⁶² , T. J. Shaba⁶⁷ , A. Shabanov¹³⁹ , A. Shabetai¹⁰³ , R. Shahoyan³² , W. Shaikh⁹⁹ , A. Shangaraev¹³⁹ , A. Sharma⁹⁰ , D. Sharma⁴⁶ , H. Sharma¹⁰⁶ , M. Sharma⁹¹ , N. Sharma⁹⁰ , S. Sharma⁹¹ , U. Sharma⁹¹ , A. Shatat⁷² , O. Sheibani¹¹³ , K. Shigaki⁹³ , M. Shimomura⁷⁷ , S. Shirinkin¹³⁹ , Q. Shou³⁹ , Y. Sibiriak¹³⁹ , S. Siddhanta⁵¹ , T. Siemiarczuk⁷⁹ , T. F. Silva¹⁰⁹ , D. Silvermyr⁷⁵ , T. Simantathammakul¹⁰⁴ , R. Simeonov³⁶ , G. Simonetti³² , B. Singh⁹¹ , B. Singh⁹⁶ , R. Singh⁸⁰

, R. Singh⁹¹ , R. Singh⁴⁷ , V. K. Singh¹³¹ , V. Singhal¹³¹ , T. Sinha⁹⁹ , B. Sitar¹² , M. Sitta^{55,129} , T. B. Skaali¹⁹ , G. Skorodumovs⁹⁵ , M. Slupecki⁴³ , N. Smirnov¹³⁶ , R. J. M. Snellings⁵⁸ , E. H. Solheim¹⁹ , C. Soncco¹⁰¹ , J. Song¹¹³ , A. Songmoonak¹⁰⁴ , F. Soramel²⁷ , S. Sorensen¹¹⁹ , R. Spijkers⁸⁴ , I. Sputowska¹⁰⁶ , J. Staa⁷⁵ , J. Stachel⁹⁵ , I. Stan⁶² , P. J. Steffanic¹¹⁹ , S. F. Stiefelmaier⁹⁵ , D. Stocco¹⁰³ , I. Storehaug¹⁹ , M. M. Storetvedt³⁴ , P. Stratmann¹³⁴ , S. Strazzi²⁵ , C. P. Stylianidis⁸⁴ , A. A. P. Suaide¹⁰⁹ , C. Suire⁷² , M. Sukhanov¹³⁹ , M. Suljic³² , V. Sumberia⁹¹ , S. Sumowidagdo⁸² , S. Swain⁶⁰ , A. Szabo¹² , I. Szarka¹² , U. Tabassam¹³ , S. F. Taghavi⁹⁶ , G. Taillepied^{98,124} , J. Takahashi¹¹⁰ , G. J. Tambave²⁰ , S. Tang^{6,124} , Z. Tang¹¹⁷ , J. D. Tapia Takaki^{115,e} , N. Tapus¹²³ , M. G. Tarzila⁴⁵ , A. Tauro³² , A. Telesca³² , L. Terlizzi²⁴

, C. Terrevoli¹¹³ , G. Tersimonov³ , S. Thakur¹³¹ , D. Thomas¹⁰⁷ , R. Tieulent¹²⁵ , A. Tikhonov¹³⁹ , A. R. Timmins¹¹³ , M. Tkacik¹⁰⁵ , T. Tkacik¹⁰⁵ , A. Toia⁶³ , N. Topilskaya¹³⁹ , M. Toppi⁴⁸ , F. Torales-Acosta¹⁸ , T. Tork⁷² , A. G. Torres Ramos³¹ , A. Trifiro^{30,52} , A. S. Triolo^{30,52} , S. Tripathy⁵⁰ , T. Tripathy⁴⁶ , S. Trogolo³² , V. Trubnikov³ , W. H. Trzaska¹¹⁴ , T. P. Trzcinski¹³² , R. Turrisi⁵³ , T. S. Tveter¹⁹ , K. Ullaland²⁰ , B. Ulukutlu⁹⁶ , A. Uras¹²⁵ , M. Urioni^{54,130} , G. L. Usai²² , M. Vala³⁷ , N. Valle²¹ , S. Vallero⁵⁵ , L. V. R. van Doremalen⁵⁸ , M. van Leeuwen⁸⁴ , C. A. van Veen⁹⁵ , R. J. G. van Weelden⁸⁴ , P. Vande Vyvre³² , D. Varga¹³⁵ , Z. Varga¹³⁵ , M. Varga-Kofarago¹³⁵ , M. Vasileiou⁷⁸ , A. Vasiliev¹³⁹ , O. Vázquez Doce⁹⁶ , V. Vechernin¹³⁹ , E. Vercellini²⁴ , S. Vergara Limón⁴⁴ , L. Vermunt⁵⁸ , R. Vértesi¹³⁵ , M. Verweij⁵⁸ , L. Vickovic³³ , Z. Vilakazi¹²⁰

, O. Villalobos Baillie¹⁰⁰ , G. Vino⁴⁹ , A. Vinogradov¹³⁹ , T. Virgili²⁸ , V. Vislavicius⁸³ , A. Vodopyanov¹⁴⁰ , B. Volkel³² , M. A. Völkl⁹⁵ , K. Voloshin¹³⁹ , S. A. Voloshin¹³³ , G. Volpe³¹ , B. von Haller³² , I. Vorobyev⁹⁶ , N. Vozniuk¹³⁹ , J. Vrláková³⁷ , B. Wagner²⁰ , C. Wang³⁹ , D. Wang³⁹ , M. Weber¹⁰² , A. Wegrzynek³² , F. T. Weiglhofer³⁸ , S. C. Wenzel³² , J. P. Wessels¹³⁴ , S. L. Weyhmiller¹³⁶ , J. Wiechula⁶³ , J. Wikne¹⁹

- ⁴ Department of Physics and Centre for Astroparticle Physics and Space Science (CAPSS), Bose Institute, Kolkata, India
- ⁵ California Polytechnic State University, San Luis Obispo, CA, USA
- ⁶ Central China Normal University, Wuhan, China
- ⁷ Centro de Aplicaciones Tecnológicas y Desarrollo Nuclear (CEADEN), Havana, Cuba
- ⁸ Centro de Investigación y de Estudios Avanzados (CINVESTAV), Mexico City and Mérida, Mexico
- ⁹ Chicago State University, Chicago, IL, USA
- ¹⁰ China Institute of Atomic Energy, Beijing, China
- ¹¹ Chungbuk National University, Cheongju, Republic of Korea
- ¹² Faculty of Mathematics, Physics and Informatics, Comenius University Bratislava, Bratislava, Slovak Republic
- ¹³ COMSATS University Islamabad, Islamabad, Pakistan
- ¹⁴ Creighton University, Omaha, NE, USA
- ¹⁵ Department of Physics, Aligarh Muslim University, Aligarh, India
- ¹⁶ Department of Physics, Pusan National University, Pusan, Republic of Korea
- ¹⁷ Department of Physics, Sejong University, Seoul, Republic of Korea
- ¹⁸ Department of Physics, University of California, Berkeley, CA, USA
- ¹⁹ Department of Physics, University of Oslo, Oslo, Norway
- ²⁰ Department of Physics and Technology, University of Bergen, Bergen, Norway
- ²¹ Dipartimento di Fisica, Università di Pavia, Pavia, Italy
- ²² Dipartimento di Fisica dell'Università and Sezione INFN, Cagliari, Italy
- ²³ Dipartimento di Fisica dell'Università and Sezione INFN, Trieste, Italy
- ²⁴ Dipartimento di Fisica dell'Università and Sezione INFN, Turin, Italy
- ²⁵ Dipartimento di Fisica e Astronomia dell'Università and Sezione INFN, Bologna, Italy
- ²⁶ Dipartimento di Fisica e Astronomia dell'Università and Sezione INFN, Catania, Italy
- ²⁷ Dipartimento di Fisica e Astronomia dell'Università and Sezione INFN, Padua, Italy
- ²⁸ Dipartimento di Fisica 'E.R. Caianiello' dell'Università and Gruppo Collegato INFN, Salerno, Italy
- ²⁹ Dipartimento DISAT del Politecnico and Sezione INFN, Turin, Italy
- ³⁰ Dipartimento di Scienze MIFT, Università di Messina, Messina, Italy
- ³¹ Dipartimento Interateneo di Fisica 'M. Merlin' and Sezione INFN, Bari, Italy
- ³² European Organization for Nuclear Research (CERN), Geneva, Switzerland
- ³³ Faculty of Electrical Engineering, Mechanical Engineering and Naval Architecture, University of Split, Split, Croatia
- ³⁴ Faculty of Engineering and Science, Western Norway University of Applied Sciences, Bergen, Norway
- ³⁵ Faculty of Nuclear Sciences and Physical Engineering, Czech Technical University in Prague, Prague, Czech Republic
- ³⁶ Faculty of Physics, Sofia University, Sofia, Bulgaria
- ³⁷ Faculty of Science, P.J. Šafárik University, Kosice, Slovak Republic
- ³⁸ Frankfurt Institute for Advanced Studies, Johann Wolfgang Goethe-Universität Frankfurt, Frankfurt, Germany
- ³⁹ Fudan University, Shanghai, China
- ⁴⁰ Gangneung-Wonju National University, Gangneung, Republic of Korea
- ⁴¹ Department of Physics, Gauhati University, Guwahati, India
- ⁴² Helmholtz-Institut für Strahlen- und Kernphysik, Rheinische Friedrich-Wilhelms-Universität Bonn, Bonn, Germany
- ⁴³ Helsinki Institute of Physics (HIP), Helsinki, Finland
- ⁴⁴ High Energy Physics Group, Universidad Autónoma de Puebla, Puebla, Mexico
- ⁴⁵ Horia Hulubei National Institute of Physics and Nuclear Engineering, Bucharest, Romania
- ⁴⁶ Indian Institute of Technology Bombay (IIT), Mumbai, India
- ⁴⁷ Indian Institute of Technology Indore, Indore, India
- ⁴⁸ Laboratori Nazionali di Frascati, INFN, Frascati, Italy
- ⁴⁹ Sezione di Bari, INFN, Bari, Italy
- ⁵⁰ Sezione di Bologna, INFN, Bologna, Italy
- ⁵¹ Sezione di Cagliari, INFN, Cagliari, Italy
- ⁵² Sezione di Catania, INFN, Catania, Italy
- ⁵³ Sezione di Padova, INFN, Padua, Italy
- ⁵⁴ Sezione di Pavia, INFN, Pavia, Italy
- ⁵⁵ Sezione di Torino, INFN, Turin, Italy
- ⁵⁶ Sezione di Trieste, INFN, Trieste, Italy

- 57 Inha University, Incheon, Republic of Korea
- 58 Institute for Gravitational and Subatomic Physics (GRASP), Utrecht University/Nikhef, Utrecht, The Netherlands
- 59 Institute of Experimental Physics, Slovak Academy of Sciences, Kosice, Slovak Republic
- 60 Institute of Physics, Homi Bhabha National Institute, Bhubaneswar, India
- 61 Institute of Physics of the Czech Academy of Sciences, Prague, Czech Republic
- 62 Institute of Space Science (ISS), Bucharest, Romania
- 63 Institut für Kernphysik, Johann Wolfgang Goethe-Universität Frankfurt, Frankfurt, Germany
- 64 Instituto de Ciencias Nucleares, Universidad Nacional Autónoma de México, Mexico City, Mexico
- 65 Instituto de Física, Universidade Federal do Rio Grande do Sul (UFRGS), Porto Alegre, Brazil
- 66 Instituto de Física, Universidad Nacional Autónoma de México, Mexico City, Mexico
- 67 National Research Foundation, iThemba LABS, Somerset West, South Africa
- 68 Jeonbuk National University, Jeonju, Republic of Korea
- 69 Fachbereich Informatik und Mathematik, Johann-Wolfgang-Goethe Universität Frankfurt Institut für Informatik, Frankfurt, Germany
- 70 Korea Institute of Science and Technology Information, Daejeon, Republic of Korea
- 71 KTO Karatay University, Konya, Turkey
- 72 Laboratoire de Physique des 2 Infinis, Irène Joliot-Curie, Orsay, France
- 73 Laboratoire de Physique Subatomique et de Cosmologie, Université Grenoble-Alpes, CNRS-IN2P3, Grenoble, France
- 74 Lawrence Berkeley National Laboratory, Berkeley, CA, USA
- 75 Division of Particle Physics, Department of Physics, Lund University, Lund, Sweden
- 76 Nagasaki Institute of Applied Science, Nagasaki, Japan
- 77 Nara Women's University (NWU), Nara, Japan
- 78 Department of Physics, School of Science, National and Kapodistrian University of Athens, Athens, Greece
- 79 National Centre for Nuclear Research, Warsaw, Poland
- 80 National Institute of Science Education and Research, Homi Bhabha National Institute, Jatni, India
- 81 National Nuclear Research Center, Baku, Azerbaijan
- 82 National Research and Innovation Agency-BRIN, Jakarta, Indonesia
- 83 Niels Bohr Institute, University of Copenhagen, Copenhagen, Denmark
- 84 National Institute for Subatomic Physics, Nikhef, Amsterdam, The Netherlands
- 85 Nuclear Physics Group, STFC Daresbury Laboratory, Daresbury, UK
- 86 Nuclear Physics Institute of the Czech Academy of Sciences, Husinec-Řež, Czech Republic
- 87 Oak Ridge National Laboratory, Oak Ridge, TN, USA
- 88 Ohio State University, Columbus, OH, USA
- 89 Physics Department, Faculty of Science, University of Zagreb, Zagreb, Croatia
- 90 Physics Department, Panjab University, Chandigarh, India
- 91 Physics Department, University of Jammu, Jammu, India
- 92 Physics Department, University of Rajasthan, Jaipur, India
- 93 Physics Program and International Institute for Sustainability with Knotted Chiral Meta Matter (SKCM2), Hiroshima University, Hiroshima, Japan
- 94 Physikalisches Institut, Eberhard-Karls-Universität Tübingen, Tübingen, Germany
- 95 Physikalisches Institut, Ruprecht-Karls-Universität Heidelberg, Heidelberg, Germany
- 96 Physik Department, Technische Universität München, Munich, Germany
- 97 Politecnico di Bari and Sezione INFN, Bari, Italy
- 98 Research Division and ExtreMe Matter Institute EMMI, GSI Helmholtzzentrum für Schwerionenforschung GmbH, Darmstadt, Germany
- 99 Saha Institute of Nuclear Physics, Homi Bhabha National Institute, Kolkata, India
- 100 School of Physics and Astronomy, University of Birmingham, Birmingham, UK
- 101 Sección Física, Departamento de Ciencias, Pontificia Universidad Católica del Perú, Lima, Peru
- 102 Stefan Meyer Institut für Subatomare Physik (SMI), Vienna, Austria
- 103 SUBATECH, IMT Atlantique, Nantes Université, CNRS-IN2P3, Nantes, France
- 104 Suranaree University of Technology, Nakhon Ratchasima, Thailand
- 105 Technical University of Košice, Kosice, Slovak Republic
- 106 The Henryk Niewodniczanski Institute of Nuclear Physics, Polish Academy of Sciences, Cracow, Poland

- 107 The University of Texas at Austin, Austin, TX, USA
108 Universidad Autónoma de Sinaloa, Culiacán, Mexico
109 Universidade de São Paulo (USP), São Paulo, Brazil
110 Universidade Estadual de Campinas (UNICAMP), Campinas, Brazil
111 Universidade Federal do ABC, Santo André, Brazil
112 University of Cape Town, Cape Town, South Africa
113 University of Houston, Houston, TX, USA
114 University of Jyväskylä, Jyväskylä, Finland
115 University of Kansas, Lawrence, KS, USA
116 University of Liverpool, Liverpool, UK
117 University of Science and Technology of China, Hefei, China
118 University of South-Eastern Norway, Kongsberg, Norway
119 University of Tennessee, Knoxville, TN, USA
120 University of the Witwatersrand, Johannesburg, South Africa
121 University of Tokyo, Tokyo, Japan
122 University of Tsukuba, Tsukuba, Japan
123 University Politehnica of Bucharest, Bucharest, Romania
124 Université Clermont Auvergne, CNRS/IN2P3, LPC, Clermont-Ferrand, France
125 Institut de Physique des 2 Infinis de Lyon, Université de Lyon, CNRS/IN2P3, Lyon, France
126 Université de Strasbourg, CNRS, IPHC UMR 7178, 67000 Strasbourg, France
127 Département de Physique Nucléaire (DPhN), Université Paris-Saclay Centre d'Etudes de Saclay (CEA), IRFU, Saclay, France
128 Università degli Studi di Foggia, Foggia, Italy
129 Università del Piemonte Orientale, Vercelli, Italy
130 Università di Brescia, Brescia, Italy
131 Variable Energy Cyclotron Centre, Homi Bhabha National Institute, Kolkata, India
132 Warsaw University of Technology, Warsaw, Poland
133 Wayne State University, Detroit, MI, USA
134 Institut für Kernphysik, Westfälische Wilhelms-Universität Münster, Münster, Germany
135 Wigner Research Centre for Physics, Budapest, Hungary
136 Yale University, New Haven, CT, USA
137 Yonsei University, Seoul, Republic of Korea
138 Zentrum für Technologie und Transfer (ZTT), Worms, Germany
139 Affiliated with an Institute Covered by a Cooperation Agreement with CERN, Geneva, Switzerland
140 Affiliated with an International Laboratory Covered by a Cooperation Agreement with CERN, Geneva, Switzerland
- ^a Also at: Italian National Agency for New Technologies, Energy and Sustainable Economic Development (ENEA), Bologna, Italy
^b Also at: Dipartimento DET del Politecnico di Torino, Turin, Italy
^c Also at: Department of Applied Physics, Aligarh Muslim University, Aligarh, India
^d Also at: Institute of Theoretical Physics, University of Wrocław, Wrocław, Poland
^e Also at: University of Kansas, Lawrence, KS, USA
^f Also at: An Institution Covered by a Cooperation Agreement with CERN, Geneva, Switzerland
- * Deceased