

This is a self-archived version of an original article. This version may differ from the original in pagination and typographic details.

Author(s): ALICE Collaboration

Title: Direct observation of the dead-cone effect in quantum chromodynamics

Year: 2022

Version: Published version

Copyright: © The Author(s) 2022

Rights: CC BY 4.0

Rights url: <https://creativecommons.org/licenses/by/4.0/>

Please cite the original version:

ALICE Collaboration. (2022). Direct observation of the dead-cone effect in quantum chromodynamics. *Nature*, 605(7910), 440-446. <https://doi.org/10.1038/s41586-022-04572-w>

Direct observation of the dead-cone effect in quantum chromodynamics

<https://doi.org/10.1038/s41586-022-04572-w>

ALICE Collaboration*✉

Received: 29 June 2021

Accepted: 21 February 2022

Published online: 18 May 2022

Open access

 Check for updates

In particle collider experiments, elementary particle interactions with large momentum transfer produce quarks and gluons (known as partons) whose evolution is governed by the strong force, as described by the theory of quantum chromodynamics (QCD)¹. These partons subsequently emit further partons in a process that can be described as a parton shower², which culminates in the formation of detectable hadrons. Studying the pattern of the parton shower is one of the key experimental tools for testing QCD. This pattern is expected to depend on the mass of the initiating parton, through a phenomenon known as the dead-cone effect, which predicts a suppression of the gluon spectrum emitted by a heavy quark of mass m_Q and energy E , within a cone of angular size m_Q/E around the emitter³. Previously, a direct observation of the dead-cone effect in QCD had not been possible, owing to the challenge of reconstructing the cascading quarks and gluons from the experimentally accessible hadrons. We report the direct observation of the QCD dead cone by using new iterative declustering techniques^{4,5} to reconstruct the parton shower of charm quarks. This result confirms a fundamental feature of QCD. Furthermore, the measurement of a dead-cone angle constitutes a direct experimental observation of the non-zero mass of the charm quark, which is a fundamental constant in the standard model of particle physics.

In particle colliders, quarks and gluons are produced in high-energy interactions through processes with large momentum transfer, which are calculable and well described by quantum chromodynamics (QCD). These partons undergo subsequent emissions, resulting in the production of more quarks and gluons. This evolution can be described in the collinear limit by a cascade process known as a parton shower, which transfers the original parton energy to multiple lower energy particles. This shower then evolves into a multi-particle final state, with the partons combining into a spray of experimentally detectable hadrons known as a jet⁶. The pattern of the parton shower is expected to depend on the mass of the emitting parton, through a phenomenon known as the dead-cone effect, whereby the radiation from an emitter of mass m and energy E is suppressed at angular scales smaller than m/E , relative to the direction of the emitter. The dead-cone effect is a fundamental feature of all gauge field theories (see ref. ³ for the derivation of the dead cone in QCD).

The dead-cone effect is expected to have sizeable implications for charm and beauty quarks, which have masses of $1.28 \pm 0.02 \text{ GeV}/c^2$ and $4.18^{+0.03}_{-0.02} \text{ GeV}/c^2$ (ref. ¹) in the minimal subtraction scheme, respectively, at energies on the GeV scale. The emission probability in the collinear region, which is the divergent limit of QCD at which the radiation is most intense, is suppressed with increasing mass of the quark. This leads to a decrease in the mean number of particles produced in the parton shower. The DELPHI Collaboration at the LEP e^+e^- collider measured the multiplicity difference between events containing jets initiated by heavy beauty quarks and those containing light quarks (up, down or strange). They found that the differences depend only on the quark

mass⁷, which was attributed to the suppression of collinear gluon radiation from the heavy quark because of the dead-cone effect. A measurement of the momentum density of jet constituents as a function of distance from the jet axis was also performed by the ATLAS collaboration at CERN⁸, which pointed to a depletion of momentum close to the jet axis that was ascribed as a consequence of the dead-cone effect. The mass of the beauty quark was also estimated through a phenomenological fit to the measured data⁹. As hard (large transverse momentum) emissions are preferentially emitted at small angles, and are therefore suppressed for massive emitters, heavy quarks also retain a larger fraction of their original momentum compared to lighter quarks, leading to a phenomenon known as the leading-particle effect. This has been well established experimentally, with the fraction of the jet momentum carried by the leading (highest transverse momentum) hadron containing a charm or beauty quark (heavy-flavour hadron) in jets, peaking at 0.6–0.7 and 0.8–0.9, respectively, whereas the corresponding fraction carried by the leading hadron in light quark-initiated jets peaks at smaller values^{10–14}.

Until now, a direct experimental measurement of the dead-cone effect has been subject to two main challenges. First, the dead-cone angular region can receive contributions from hadronization effects or particles that do not originate from the gluon radiation from the heavy-flavour quark, such as the decay products of heavy-flavour hadrons. The second difficulty lies in the accurate determination of the dynamically evolving direction of the heavy-flavour quark, relative to which the radiation is suppressed, throughout the shower process. The development of new experimental declustering

*A list of authors and their affiliations appears at the end of the paper. ✉e-mail: alice-publications@cern.ch

techniques⁴ enables these aforementioned difficulties to be overcome by reconstructing the evolution of the jet shower, giving access to the kinematic properties of each individual emission. These techniques reorganize the particle constituents of an experimentally reconstructed jet, to access the building blocks of the shower and trace back the cascade process. Isolated elements of the reconstructed parton shower that are likely to be unmodified by hadronization processes provide a good proxy for real quark and gluon emissions (splittings). These reclustering techniques have been demonstrated in inclusive (without tagging the initiating parton flavour) jets to successfully reconstruct splittings that are connected to or that preserve the memory of the parton branchings. This is demonstrated by measurements such as the groomed momentum balance^{15–18}, which probes the Dokshitzer–Gribov–Lipatov–Altarelli–Parisi splitting function¹⁹, and the Lund plane²⁰, which exposes the running of the strong coupling with the scale of the splittings. An experimental method to expose the dead cone in boosted top-quark events was also proposed in ref. ²¹.

Reclustering techniques are extended in this work to jets containing a charm quark based on the prescription given in ref. ²². These jets are tagged through the presence of a reconstructed D^0 meson amongst their constituents, which has a mass of $1.86 \text{ GeV}/c^2$ (ref. ¹) and is composed of a heavy charm quark and a light anti-up quark. The measurement is performed in proton–proton collisions at a centre-of-mass energy of $\sqrt{s} = 13 \text{ TeV}$ at the Large Hadron Collider (LHC), using the ALICE (A Large Ion Collider Experiment) detector. Further details of the detector apparatus and data measured can be found in the Methods. As the charm-quark flavour is conserved through the shower process, this provides an opportunity to isolate and trace back the emission history of the charm quark. In this way, by comparing the emission patterns of charm quarks to those of light quarks and gluons, the QCD dead cone can be directly revealed.

Selecting jets containing a D^0 meson

To select jets initiated by a charm quark, through the presence of a D^0 meson in their list of constituents, the D^0 mesons and jets need to be reconstructed in the events. The D^0 -meson candidates (and their anti-particles) were reconstructed in the transverse-momentum interval $2 < p_T^{D^0} < 36 \text{ GeV}/c$, through the $D^0 \rightarrow K^- \pi^+$ (and charged conjugate) hadronic decay channel, which has a branching ratio of $3.95 \pm 0.03\%$ (ref. ¹). The D^0 -meson candidates were identified by topological selections based on the displacement of the D^0 -meson candidate decay vertex, in addition to applying particle identification on the D^0 -meson candidate decay particles. These selection criteria largely suppress the combinatorial background of $K^+ \pi^-$ pairs that do not originate from the decay of a D^0 meson. Further details on the selection criteria are provided in ref. ²³.

Tracks (reconstructed charged-particle trajectories) corresponding to the D^0 -meson candidate decay particles were replaced by the reconstructed D^0 -meson candidate in the event, with the D^0 -meson candidate four-momentum being the sum of the decay-particle four-momenta. One benefit of this procedure is to avoid the case in which the decay products of the D^0 -meson candidate fill the dead-cone region. A jet-finding algorithm was then used to cluster the particles (tracks and the D^0 -meson candidate) in the event, to reconstruct the parton shower by sequentially recombining the shower particles into a single object (the jet). The jet containing the D^0 -meson candidate was then selected. The four-momentum of the jet is a proxy for the four-momentum of the charm quark initiating the parton shower. The jet-finding algorithm used was the anti- k_T algorithm²⁴ from the Fastjet package²⁵, which is a standard choice for jet reconstruction because of its high performance in reconstructing the original parton kinematics. More details on the jet finding procedure can be found in the Methods.

Reconstructing the jet shower

Once jets containing a D^0 -meson candidate amongst their constituents are selected, the internal cascade process is reconstructed. This is done by reorganizing (reclustering) the jet constituents according to the Cambridge–Aachen (C/A) algorithm²⁶, which clusters these constituents based solely on their angular distance from one another. A pictorial representation of this reclustering process, which starts by reconstructing the smallest angle splittings, is shown in the top panels of Fig. 1. As QCD emissions approximately follow an angular-ordered structure²⁷, the C/A algorithm was chosen as it also returns an angular-ordered splitting tree.

This splitting tree is then iteratively declustered by unwinding the reclustering history, to access the building blocks of the reconstructed jet shower. At each declustering step, two prongs corresponding to a splitting are returned. The angle between these splitting daughter prongs, θ , the relative transverse momentum of the splitting, k_T , and the sum of the energy of the two prongs, E_{Radiator} , are registered. As the charm flavour is conserved throughout the showering process, the full reconstruction of the D^0 -meson candidate enables the isolation of the emissions of the charm quark in the parton shower, by following the daughter prong containing the fully reconstructed D^0 -meson candidate at each declustering step. This can be seen in the bottom part of Fig. 1, which shows the evolution of the charm quark reconstructed from the measured final state particles. Moreover, the kinematic properties of the charm quark are updated along the splitting tree, enabling an accurate reconstruction of each emission angle against the dynamically evolving charm-quark direction. It was verified that in more than 99% of the cases the prong containing the D^0 -meson candidate at each splitting coincided with the leading prong. This means that following the D^0 -meson candidate or leading prong at each step is equivalent, and therefore a complementary measurement for an inclusive jet sample, when no flavour tagging is available, can be made by following the leading prong through the reclustering history. As the inclusive sample is dominated by massless gluon and nearly massless light quark-initiated jets, it acts as a reference to highlight the mass effects present in the charm tagged sample.

Extracting the true charm splittings

The selected sample of splittings has contributions from jets tagged with combinatorial $K^+ \pi^-$ pairs, which are not rejected by the applied topological and particle identification selections. The measured invariant mass of real D^0 mesons, which corresponds to the rest mass, is distributed in a Gaussian (because of uncertainties in the measurement of the momenta of the $K^+ \pi^-$ pairs) with a peak at the true D^0 -meson mass. This enables the implementation of a statistical two-dimensional side-band subtraction procedure, which characterizes the background distribution of splittings by sampling the background-dominated regions of the D^0 -meson candidate invariant mass distributions, far away from the signal peak. In this way the combinatorial contribution can be accounted for and removed. Furthermore, the selections on the D^0 -meson candidates also select a fraction of D^0 mesons originating as a product of beauty-hadron decays. These were found to contribute 10–15% of the reconstructed splittings, with only a small influence on the results, which will be discussed later. The studies were performed using Monte Carlo (MC) PYTHIA 6.425 (Perugia 2011)^{28,29} simulations (this generator includes mass effects in the parton shower³⁰ and was used for all MC-based corrections in this work), propagating the generated particles through a detailed description of the ALICE detector with GEANT3 (ref. ³¹). The finite efficiency of selecting real D^0 -meson tagged jets, through the chosen selection criteria on the D^0 -meson candidates, as well as kinematic selections on the jets, was studied and accounted for through MC simulations. This efficiency was found to be strongly $p_T^{D^0}$ dependent and different for D^0 mesons originating

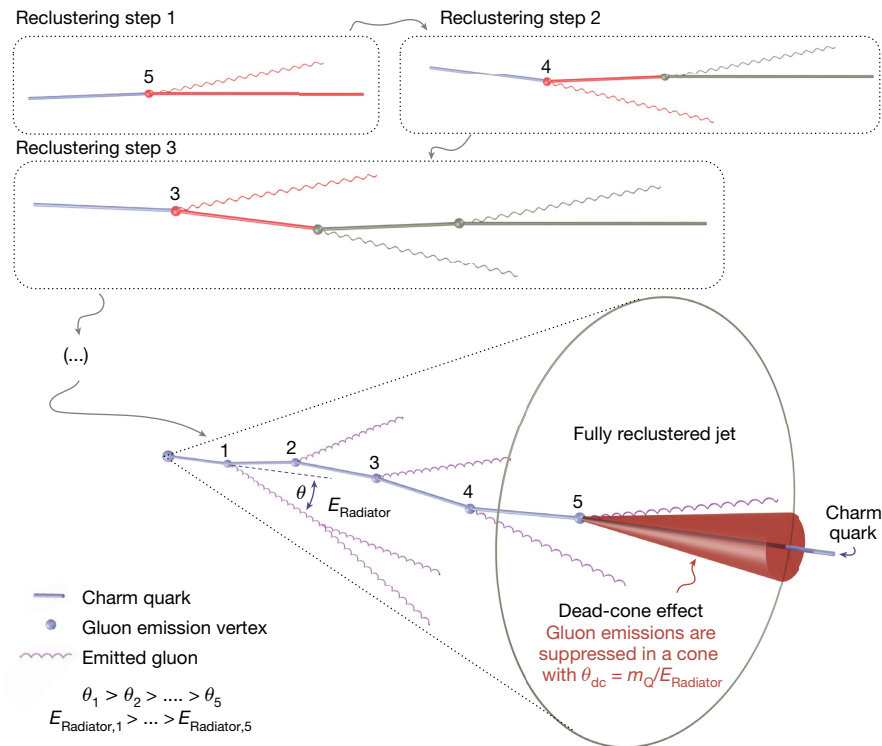


Fig. 1 | Reconstruction of the showering quark. A sketch detailing the reconstruction of the showering charm quark, using iterative declustering, is presented. The top panels show the initial reclustering procedure with the C/A algorithm, in which the particles separated by the smallest angles are brought together first. Once the reclustering is complete, the declustering procedure is carried out by unwinding the reclustering history. Each splitting node is numbered according to the declustering step in which it is reconstructed. With

each splitting, the charm-quark energy, $E_{Radiator,n}$, is reduced and the gluon is emitted at a smaller angle, θ_n , with respect to previous emissions. The mass of the heavy quark, m_Q , remains constant throughout the showering process. At each splitting, gluon emissions are suppressed in the dead-cone region (shown by a red cone for the last splitting), which increases in angle as the quark energy decreases throughout the shower.

from the hadronization of charm quarks or from the decay of beauty hadrons. Further details on these analysis steps can be found in the Methods.

As the reconstructed jet shower is built from experimentally detectable hadrons, as opposed to partons, hadronization effects must be accounted for. As hadronization processes occur at low non-perturbative scales, they are expected to distort the parton shower by mainly adding low- k_T splittings³². A selection of $k_T > 200$ MeV/c ensures that only sufficiently hard splittings are accepted and is used to suppress such hadronization effects. Other choices of k_T selection were also explored, with stronger k_T selections further removing non-perturbative effects from the measurement, at the expense of statistical precision. Other non-perturbative effects, such as the underlying event, contribute with extra soft splittings primarily at large angles and do not affect the small-angle region under study.

Detector effects also distort the reconstructed parton shower through inefficiencies and irresolution in the tracking of charged particles. However, these have been tested and largely cancel in the final observable, and any residual effects are quantified in a data-driven way and included in the systematic uncertainties.

It should be noted that in addition to direct heavy-flavour pair creation in the elementary hard scattering, charm quarks can also be produced in higher-order processes as a result of gluon splitting. Therefore, the shower history of D^0 mesons containing such charm quarks will also have contributions from splittings originating from gluons. Furthermore, in the case of high transverse momentum gluons in which the charm quarks are produced close in angle to each other, the dead-cone region of the charm quark hadronizing into the reconstructed D^0 meson

can be populated by particles produced in the shower, hadronization and subsequent decays of the other (anti-)charm quark. The influence of such contaminations through gluon splittings was studied with MC simulations and found to be negligible.

The observable $R(\theta)$

The observable used to reveal the dead cone is built by constructing the ratio of the splitting angle (θ) distributions for D^0 -meson tagged jets and inclusive jets, in bins of $E_{Radiator}$. This is given by

$$R(\theta) = \frac{1}{N^{D^0 \text{ jets}}} \frac{dn^{D^0 \text{ jets}}}{d\ln(1/\theta)} \bigg/ \frac{1}{N^{\text{inclusive jets}}} \frac{dn^{\text{inclusive jets}}}{d\ln(1/\theta)} \bigg|_{k_T, E_{Radiator}} \quad (1)$$

where the θ distributions were normalized to the number of jets that contain at least one splitting in the given $E_{Radiator}$ and k_T selection, denoted by $N^{D^0 \text{ jets}}$ and $N^{\text{inclusive jets}}$ for the D^0 -meson tagged and inclusive jet samples, respectively. Expressing equation (1) in terms of the logarithm of the inverse of the angle is natural, given that at leading order the QCD probability for a parton to split is proportional to $\ln(1/\theta)\ln(k_T)$.

A selection on the transverse momentum of the leading track in the leading prong of each registered splitting in the inclusive jet sample, $p_{T, \text{inclusive jets}}^{\text{ch, leading track}} \geq 2.8$ GeV/c, was applied. This corresponds to the transverse mass (obtained through the quadrature sum of the rest mass and transverse momentum) of a 2 GeV/c D^0 meson and accounts for the $p_T^{D^0}$ selection in the D^0 -meson tagged jet sample, enabling a fair comparison of the two samples.

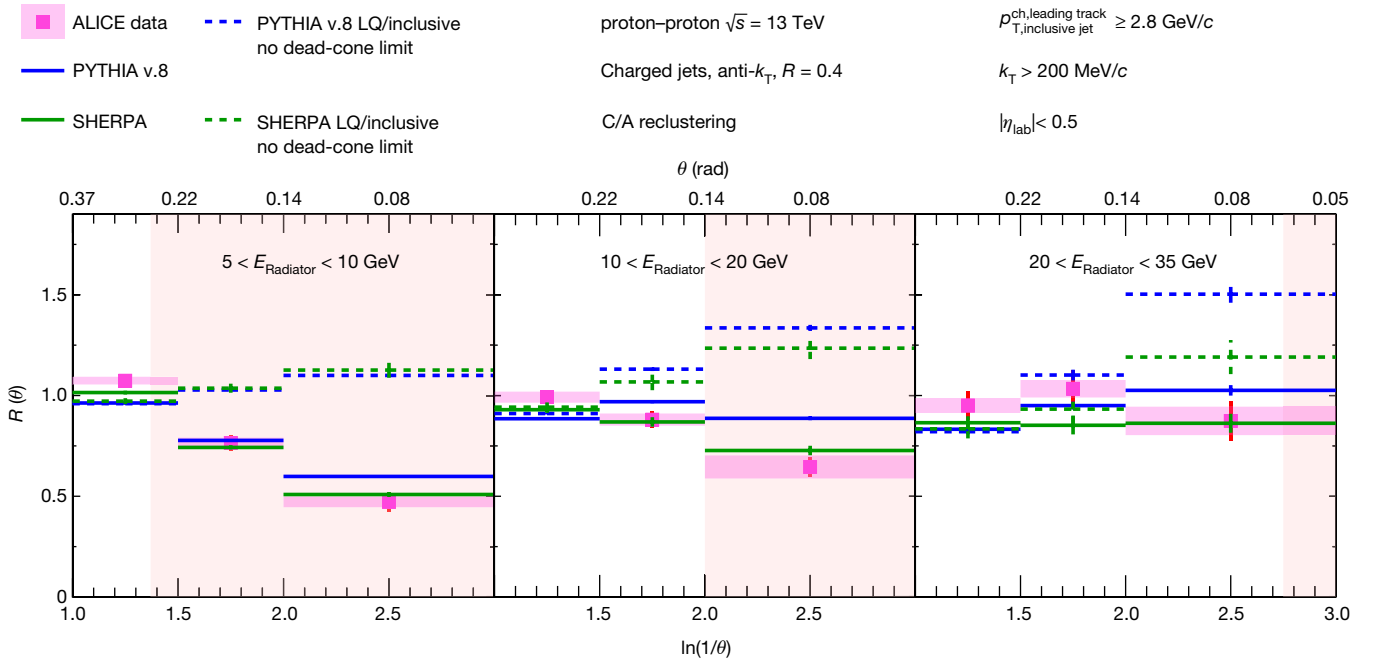


Fig. 2 | Ratios of splitting angle probability distributions. The ratios of the splitting-angle probability distributions for D^0 -meson tagged jets to inclusive jets, $R(\theta)$, measured in proton–proton collisions at $\sqrt{s} = 13$ TeV, are shown for $5 < E_{\text{Radiator}} < 10$ GeV (left panel), $10 < E_{\text{Radiator}} < 20$ GeV (middle panel) and $20 < E_{\text{Radiator}} < 35$ GeV (right panel). The data are compared with PYTHIA v.8 and

SHERPA simulations, including the no dead-cone limit given by the ratio of the angular distributions for light-quark jets (LQ) to inclusive jets. The pink shaded areas correspond to the angles within which emissions are suppressed by the dead-cone effect, assuming a charm-quark mass of $1.275 \text{ GeV}/c^2$.

In the absence of mass effects, the charm quark is expected to have the same radiating properties as a light quark. In this limit, equation (1) can be rewritten as

$$R(\theta)_{\text{no dead-cone limit}} = \frac{1}{N^{\text{LQ jets}}} \frac{dN^{\text{LQ jets}}}{d\ln(1/\theta)} \bigg/ \frac{1}{N^{\text{inclusive jets}}} \frac{dN^{\text{inclusive jets}}}{d\ln(1/\theta)} \bigg|_{k_T > E_{\text{Radiator}}} \quad (2)$$

where the superscript LQ refers to light quarks, and the inclusive sample contains both light-quark and gluon-initiated jets. This indicates that the $R(\theta)_{\text{no dead-cone limit}}$ ratio depends on the differences between light-quark and gluon radiation patterns, which originate from the fact that gluons carry two colour charges (the charge responsible for strong interactions) whereas quarks only carry one. These differences result in quarks fragmenting at a lower rate and more collinearly than gluons. Therefore, in the limit of having no dead-cone effect, the ratio of the θ distributions for D^0 -meson tagged jets and inclusive jets becomes $R(\theta)_{\text{no dead-cone limit}} > 1$, at small angles. This was verified through SHERPA v.2.2.8 (ref. ³³) and PYTHIA v.8.230 (Tune 4C)³⁴ MC generator calculations, with the specific $R(\theta)_{\text{no dead-cone limit}}$ value dependent on the quark and gluon fractions in the inclusive sample. SHERPA and PYTHIA are two MC generators commonly used in high-energy particle physics and they use different shower prescriptions and hadronization models. Both models implement the dead-cone effect.

Exposing the dead cone

The measurements of $R(\theta)$, in the three radiator (charm-quark) energy intervals $5 < E_{\text{Radiator}} < 10$ GeV, $10 < E_{\text{Radiator}} < 20$ GeV and $20 < E_{\text{Radiator}} < 35$ GeV, are presented in Fig. 2. Detector effects largely cancel out in the ratio and results are compared to particle-level simulations. Residual detector effects are considered in the systematic uncertainty together with uncertainties associated with the reconstruction and signal extraction of D^0 -meson tagged jets, as well as detector inefficiencies

in the reconstruction of charged tracks in both the D^0 -meson tagged and inclusive jet samples. More details on the study of systematic uncertainties can be found in the Methods.

A significant suppression in the rate of small-angle splittings is observed in D^0 -meson tagged jets relative to the inclusive jet population. In Fig. 2, the data are compared with particle-level SHERPA (green) and PYTHIA v.8.230 (blue) MC calculations, with SHERPA v.2.2.8 providing a better agreement with the data. The no dead-cone baseline, as described in equation (2), is also provided for each MC generator (dashed lines). The suppression of the measured data points relative to the no dead-cone limit directly reveals the dead cone within which the charm-quark emissions are suppressed. The coloured regions in the plots correspond to the dead-cone angles in each E_{Radiator} interval, $\theta_{\text{dc}} < m_Q/E_{\text{Radiator}}$, where emissions are suppressed. For a charm-quark mass $m_Q = 1.275 \text{ GeV}/c^2$ (ref. ¹), these angles correspond to $\ln(1/\theta_{\text{dc}}) \geq 1.37, 2$ and 2.75 for the intervals $5 < E_{\text{Radiator}} < 10$ GeV, $10 < E_{\text{Radiator}} < 20$ GeV and $20 < E_{\text{Radiator}} < 35$ GeV, respectively. These values are in qualitative agreement with the angles at which the data start to show suppression relative to the MC limits for no dead-cone effect. The magnitude of this suppression increases with decreasing radiator energy, as expected from the inverse dependence of the dead-cone angle on the energy of the radiator.

A lower limit for the significance of the small-angle suppression is estimated by comparing the measured data to $R(\theta) = 1$, which represents the limit of no dead-cone effect in the case in which the inclusive sample is entirely composed of light quark-initiated jets. To test the compatibility of the measured data with the $R(\theta) = 1$ limit, a statistical test was performed by generating pseudodata distributions consistent with the statistical and systematic uncertainties of the measured data. A chi-square test was then carried out against this hypothesis for each of the pseudodata distributions. The mean P values correspond to significances of 7.7σ , 3.5σ and 1.0σ , for the $5 < E_{\text{Radiator}} < 10$ GeV, $10 < E_{\text{Radiator}} < 20$ GeV and $20 < E_{\text{Radiator}} < 35$ GeV intervals, respectively. A σ value greater than 5 is considered the criteria for a definitive observation, whereas the value of 1.0 is consistent with the null hypothesis.

The MC distributions shown were generated separately for prompt (charm-quark initiated) and non-prompt (beauty-quark initiated) D^0 -meson tagged jet production and were then combined using the prompt and non-prompt fractions in data calculated with POWHEG³⁵ + PYTHIA v.6.425³⁴ simulations. The non-prompt fraction was found to be independent of the splitting angle and corresponds to approximately 10% of the splittings in the $5 < E_{\text{Radiator}} < 10$ GeV interval and approximately 15% of the splittings in both the $10 < E_{\text{Radiator}} < 20$ GeV and $20 < E_{\text{Radiator}} < 35$ GeV intervals. It was verified through the MC simulations that non-prompt D^0 -meson tagged jets should exhibit a smaller suppression at small angles in $R(\theta)$ compared with inclusive jets than their prompt counterparts. This is due to the additional decay products accompanying non-prompt D^0 -meson tagged jets that are produced in the decay of the beauty hadron. These may populate the dead-cone region, leading to a smaller observed suppression in $R(\theta)$, despite the larger dead-cone angle of the heavier beauty quark.

Conclusions

We have reported the direct measurement of the QCD dead cone, using iterative declustering of jets tagged with a fully reconstructed charmed hadron. The dead cone is a fundamental phenomenon in QCD, dictated by the non-zero quark masses, whose direct experimental observation has previously remained elusive. This measurement provides insight into the influence of mass effects on jet properties and provides constraints for MC models. These results pave the way for a study of the mass dependence of the dead-cone effect, by measuring the dead cone of beauty jets tagged with a reconstructed beauty hadron.

A future study of the dead-cone effect in heavy-ion collisions, in which partons interact strongly with the hot QCD medium that is formed and undergo energy loss through (dominantly) medium-induced radiation, is also envisaged. If a dead cone were observed for these medium-induced emissions, it would be a confirmation of the theoretical understanding of in-medium QCD radiation, which is a primary tool used to characterize the high-temperature phase of QCD matter^{36–38}.

The quark masses are fundamental constants of the standard model of particle physics and needed for all numerical calculations within its framework. Because of confinement, their values are commonly inferred through their influence on hadronic observables. An exception is the top quark, which decays before it can hadronize, as its mass can be constrained experimentally from the direct reconstruction of the decay final states³⁹ (see ref. ⁴⁰ for a review of top mass measurements at the Fermilab Tevatron and CERN LHC).

By accessing the kinematics of the showering charm quark, before hadronization, and directly uncovering the QCD dead-cone effect, our measurement provides direct sensitivity to the mass of quasi-free charm quarks, before they bind into hadrons.

Furthermore, future high-precision measurements using this technique on charm and beauty tagged jets, potentially in conjunction with machine-learning tools to separate quark and gluon emissions, could experimentally constrain the magnitude of the quark masses.

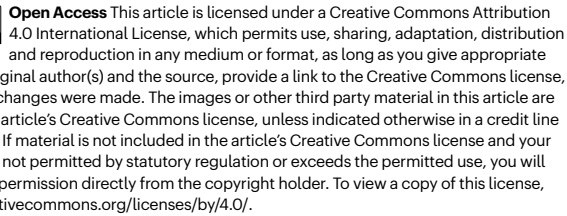
Online content

Any methods, additional references, Nature Research reporting summaries, source data, extended data, supplementary information, acknowledgements, peer review information; details of author contributions and competing interests; and statements of data and code availability are available at <https://doi.org/10.1038/s41586-022-04572-w>.

- Particle Data Group Collaboration, Zyla, P. A. et al. Review of particle physics. *Prog. Theor. Exp. Phys.* **2020**, 083C01 (2020).
- Buckley, A. et al. General-purpose event generators for LHC physics. *Phys. Rep.* **504**, 145–233 (2011).

- Dokshitzer, Y. L., Khoze, V. A. & Troian, S. I. On specific QCD properties of heavy quark fragmentation ('dead cone'). *J. Phys. G* **17**, 1602–1604 (1991).
- Frye, C., Larkoski, A. J., Thaler, J. & Zhou, K. Casimir meets Poisson: improved quark/gluon discrimination with counting observables. *J. High Energy Phys.* **9**, 083 (2017).
- Dreyer, F. A., Salam, G. P. & Soyez, G. The Lund jet plane. *J. High Energy Phys.* **12**, 064 (2018).
- Marzani, G., Soyez, G. & Spannowsky, M. *Looking Inside Jets: An Introduction to Jet Substructure and Boosted-Object Phenomenology* Lecture Notes in Physics Vol. 958 (Springer, 2019).
- DELPHI Collaboration, Abreu, P. et al. Hadronization properties of b quarks compared to light quarks in $e^+e^- \rightarrow \bar{q}q$ from 183 GeV to 200 GeV. *Phys. Lett. B* **479**, 118–128 (2000). [Erratum: *Phys. Lett. B* **492**, 398–398 (2000)].
- ATLAS Collaboration, Aad, G. et al. Measurement of jet shapes in top-quark pair events at $\sqrt{s} = 7$ TeV using the ATLAS detector. *Eur. Phys. J. C* **73**, 2676 (2013).
- Llorente, J. & Cantero, J. Determination of the b-quark mass m_b from the angular screening effects in the ATLAS b-jet shape data. *Nucl. Phys. B* **889**, 401–418 (2014).
- The SLD Collaboration, Abe, K. et al. Precise measurement of the b-quark fragmentation function in z^0 boson decays. *Phys. Rev. Lett.* **84**, 4300–4304 (2000).
- ALEPH Collaboration, Heister, A. et al. Study of the fragmentation of b quarks into B mesons at the Z peak. *Phys. Lett. B* **512**, 30–48 (2001).
- OPAL Collaboration, Alexander, G. et al. A Study of b quark fragmentation into B^0 and B^+ mesons at LEP. *Phys. Lett. B* **364**, 93–106 (1995).
- OPAL Collaboration, Akers, R. et al. A measurement of the production of D^+ mesons on the Z^0 resonance. *Z. Phys. C* **67**, 27–44 (1995).
- DELPHI Collaboration, Abreu, P. et al. A Measurement of B meson production and lifetime using DL- events in Z^0 decays. *Z. Phys. C* **57**, 181–196 (1993).
- CMS Collaboration, Sirunyan, A. M. et al. Measurement of jet substructure observables in $t\bar{t}$ events from proton-proton collisions at $\sqrt{s} = 13$ TeV. *Phys. Rev. D* **98**, 092014 (2018).
- CMS Collaboration, Sirunyan, A. M. et al. Measurement of the splitting function in pp and Pb-Pb collisions at $\sqrt{s_{NN}} = 5.02$ TeV. *Phys. Rev. Lett.* **120**, 142302 (2018).
- ALICE Collaboration, Acharya, S. et al. Exploration of jet substructure using iterative declustering in pp and Pb-Pb collisions at LHC energies. *Phys. Lett. B* **802**, 135227 (2020).
- STAR Collaboration, Abdallah, M. S. et al. Differential measurements of jet substructure and partonic energy loss in Au+Au collisions at $\sqrt{s_{NN}} = 200$ GeV.
- Larkoski, A. J., Marzani, S. & Thaler, J. Sudakov safety in perturbative QCD. *Phys. Rev. D* **91**, 111501 (2015).
- ATLAS Collaboration, Aad, G. et al. Measurement of the Lund jet plane using charged particles in 13 TeV proton-proton collisions with the ATLAS detector. *Phys. Rev. Lett.* **124**, 222002 (2020).
- Maltoni, F., Selvaggi, M. & Thaler, J. Exposing the dead cone effect with jet substructure techniques. *Phys. Rev. D* **94**, 054015 (2016).
- Cunquero, L. & Ploskon, M. Searching for the dead cone effects with iterative declustering of heavy-flavor jets. *Phys. Rev. D* **99**, 074027 (2019).
- ALICE Collaboration, Acharya, S. et al. Measurement of the production of charm jets tagged with D_0 mesons in pp collisions at $\sqrt{s} = 7$ TeV. *J. High Energy Phys.* **8**, 133 (2019).
- Cacciari, M., Salam, G. P. & Soyez, G. The anti- k_t jet clustering algorithm. *J. High Energy Phys.* **04**, 063 (2008).
- Cacciari, M., Salam, G. P. & Soyez, G. FastJet user manual. *Eur. Phys. J. C* **72**, 1896 (2012).
- Dokshitzer, Y., Leder, G., Moretti, S. & Webber, B. Better jet clustering algorithms. *J. High Energy Phys.* **8**, 001 (1997).
- Dokshitzer, Y., Khoze, V., Mueller, A. & Troyan, S. *Basics of Perturbative QCD* (Editions Frontières, 1991).
- Sjöstrand, T., Mrenna, S. & Skands, P. Z. PYTHIA 6.4 Physics and Manual. *J. High Energy Phys.* **5**, 026 (2006).
- Skands, P. Z. Tuning Monte Carlo generators: the Perugia tunes. *Phys. Rev. D* **82**, 074018 (2010).
- Norrbinn, E. & Sjöstrand, T. QCD radiation off heavy particles. *Nucl. Phys. B* **603**, 297–342 (2001).
- Brun, R., Bruyant, F., Maire, M., McPherson, A. C. & Zanarini, P. *GEANT 3: User's Guide Geant 3.10, Geant 3.11; Revised Version* (CERN, 1987); <https://cds.cern.ch/record/1119728>
- Lifson, A., Salam, G. P. & Soyez, G. Calculating the primary Lund jet plane density. *J. High Energy Phys.* **10**, 170 (2020).
- Sherpa Collaboration, Bothmann, E. et al. Event generation with Sherpa 2.2. *SciPost Phys.* **7**, 034 (2019).
- Sjöstrand, T. et al. An introduction to PYTHIA 8.2. *Comput. Phys. Commun.* **191**, 159–177 (2015).
- Fraxione, S., Nason, P. & Ridolfi, G. A positive-weight next-to-leading-order Monte Carlo for heavy flavour hadroproduction. *J. High Energy Phys.* **9**, 126 (2007).
- Dokshitzer, Y. L. & Kharzeev, D. Heavy quark colorimetry of QCD matter. *Phys. Lett. B* **519**, 199–206 (2001).
- Armesto, N., Salgado, C. A. & Wiedemann, U. A. Medium induced gluon radiation off massive quarks fills the dead cone. *Phys. Rev. D* **69**, 114003 (2004).
- Armesto, N., Dainese, A., Salgado, C. A. & Wiedemann, U. A. Testing the color charge and mass dependence of parton energy loss with heavy-to-light ratios at RHIC and CERN LHC. *Phys. Rev. D* **71**, 054027 (2005).
- Bigi, I. I. Y., Dokshitzer, Y. L., Khoze, V. A., Kuhn, J. H. & Zerwas, P. M. Production and decay properties of ultraheavy quarks. *Phys. Lett. B* **181**, 157–163 (1986).
- Cortiana, G. Top-quark mass measurements: review and perspectives. *Rev. Phys.* **1**, 60–76 (2016).

Publisher's note Springer Nature remains neutral with regard to jurisdictional claims in published maps and institutional affiliations.



ALICE Collaboration

D. L. D. Keijndere¹¹⁴, M. Keil⁵, B. Ketzer⁴², Z. Khabanova⁶⁶, A. M. Khan¹⁷, S. Khan⁸⁸, A. Khanzadeev⁹⁷, Y. Kharlov¹⁰⁵, A. Khatun⁹, A. Khuntia⁶⁶, B. Kileng¹⁷, B. Kim¹⁷¹²⁸, C. Kim¹²⁸, D. Kim²⁹, D. J. Kim¹²⁹, E. J. Kim¹³⁰, J. Kim¹¹⁹, J. S. Kim²⁶, J. Kim²⁹, J. Kim¹³⁰, M. Kim¹²⁸, S. Kim¹³¹, T. Kim¹¹⁹, S. Kirsch²³, I. Kise¹⁹⁷, S. Kiselev¹², A. Kisiel⁹⁸, J. P. Kitowski⁴¹, J. L. Klay¹³², J. Klein⁵, S. Klein³⁰, C. Klein-Bosing²⁷, M. Kleiner²³, T. Klemenz⁴⁵, A. Kluge⁵, A. G. Knospe²¹, C. Kobdaj¹²⁴, M. K. Kohler²⁸, T. Kollegger¹³, A. Kondratyev⁵³, N. Kondratyeva⁵⁸, E. Kondratyuk¹⁰⁵, J. Konig²³, S. A. Konigstorfer⁴⁵, P. J. Konopka⁵⁴¹, G. Kornakov⁹⁸, S. D. Koryciak⁴¹, L. Koska¹²³, A. Kottiarov⁰, O. Kovalenko¹³, V. Kovalenko²⁴, M. Kowalski⁶⁶, I. Kralik¹²⁵, A. Krav'cakova¹⁰, L. Kreis¹³, M. Krivda⁹¹¹²⁵, F. Krizek⁸, K. Krizkova Gajdosova⁶⁵, M. Kroesen²⁸, M. Kruger²³, E. Kryshen⁶⁰, M. Krzewicki⁹⁷, V. Ku'cera⁵, C. Kuhn⁹⁷, P. G. Kuijper²⁶, T. Kumaoka⁸⁷, D. Kumar¹⁴, L. Kumar¹⁰², N. Kumar¹⁰², S. Kundu⁴⁹⁵, P. Kurashvili¹³³, A. Kurepin¹⁰¹, A. B. Kurepin¹⁰¹, A. Kuryakin⁷⁷, S. Kushpil², J. Kvapil⁹¹, M. J. Kwoon¹⁷, J. Y. Kwon¹⁷, Y. Kwon¹⁹¹, S. L. La Pointe⁹⁷, P. La Rocca⁴⁴, Y. S. Lai³⁰, A. Lakrathok¹²⁴, M. Lamanna⁵, R. Langoy¹³⁴, K. Lapidus⁵, P. Larionov⁶⁴, E. Laudi¹⁵, L. Lautner⁴⁹, R. Lavicka⁶⁵, T. Lazareva²⁴, R. Lea^{69,72,83}, J. Lehrbach⁹⁷, R. C. Lemmon⁹¹, I. Leon Monzon⁸¹, E. D. Lesser⁹⁹, M. Lettrich⁵⁴⁵, P. Levi⁴⁸, X. Li³⁵, X. L. Li¹⁷, J. Lien¹³⁴, R. Lietava⁹¹, B. Lim¹²⁸, S. H. Lim¹²⁸, V. Lindenstruth⁹⁷, A. Lindner²⁵, C. Lippmann³, A. Liu⁹⁹, J. Liu⁵¹, I. M. Lofnes²², V. Logvinov⁵⁸, C. Loizides⁷⁰, P. Loncar¹¹³, J. A. Lopez²⁹, X. Lopez⁵⁰, E. Lopez Torres¹⁰⁰, J. R. Luhrder²⁷, M. Lunardon⁵², G. Luparello¹⁰⁶, Y. G. Ma¹⁴, A. A. Maevskaya¹⁰¹, M. Mager⁵, T. Mahmoud⁴², A. Maire⁵⁷, M. Malaev⁶⁰, N. M. Malik³⁹, Q. W. Malik³², L. Malinina⁵³¹⁵², D. Mal'kevich¹², N. Mallick³³, P. Malzacher¹³, G. Mandaglio³, V. Manko¹⁵, F. Manso⁵⁰, V. Manzari⁹⁰, Y. Mao¹⁷, J. Mareš¹³⁷, G. V. Margagliotti⁸³, A. Margotti¹, A. Marin¹³, C. Markert⁶⁷, M. Marquard²³, N. A. Martin²⁸, P. Martinengo⁵, J. L. Martinez²¹, M. I. Martinez⁸², G. Martinez Garcia³¹, S. Masciocchi¹³, M. Masera⁴⁶, A. Masoni⁸⁸, L. Massacrier³⁴, A. Mastrosiero⁹⁰¹³⁸, A. M. Mathis⁴⁵, O. Matonoha⁶, P. F. T. Matuoka⁷⁴, A. Matyjka⁶⁶, C. Maye⁶⁶, A. L. Mazuecos⁶⁷, F. Mazzaschi⁴⁶, M. Mazzilli⁵, M. A. Mazzoni¹³⁹¹⁵⁶, J. E. Mdluli⁸⁰, A. F. Medner²³, F. Meddi⁴⁰, Y. Melikyan¹⁰¹, A. Menchaca-Rocha¹⁴⁸, E. Menhinio^{78,96}, A. S. Menon²¹, M. Meres¹⁰³, S. Mhlanga^{78,99}, Y. Miaka⁶⁸, L. Micheletti^{16,46}, L. C. Miglioni⁸⁵, D. L. Mihaylov⁴⁵, K. Mikhaylov^{12,53}, A. N. Mishra⁴⁸, D. Mi'šković¹³, A. Modak⁴³, A. P. Mohanty¹¹⁴, B. Mohanty⁹⁵, M. Mohsin Khan⁸, Z. Moravcova⁵⁶, C. Morasini⁴⁹, D. A. Moreira De Godoy²⁷, L. A. P. Moreno⁶², I. Morozov²¹, A. Morsch⁵, T. Mrnjavac⁵, V. Muccifora⁶⁴, E. Mudnic¹²⁴, D. Muhlheim²⁷, S. Muhuri¹, J. D. Mulligan³⁰, A. Mulliri⁶³, M. G. Munhoz⁷⁴, R. H. Munzer²³, H. Murakami¹¹⁶, S. Murray⁸⁹, L. Musa⁵, J. Musinski¹²⁵, J. W. Myrcha⁹⁸, B. Naik^{4,80}, R. Nair¹³³, B. K. Nandi⁵¹, R. Nania¹, E. Napp⁸⁰, M. U. Nari¹⁹, A. F. Nassirpour⁴, A. Nath²⁸, C. Natrass¹²¹, A. Neagu³², L. Nellen⁵⁹, S. V. Nesbo¹¹⁷, G. Neskovic⁹⁷, D. Nesterov⁵, S. B. Nielsen⁸⁶, S. Nikolaev¹⁵, S. Nikulin¹⁵, V. Nikulin⁶⁰, F. Noferini¹, S. Noh¹⁴¹, P. Nomokonov⁵³, J. Norman⁵¹, N. Novitsky²⁷, P. Nowakowski⁹⁸, A. Nyanin¹⁵, J. Nystrand²², M. Ogino¹¹¹, A. Ohlson¹, V. A. Okorokov⁵⁸, J. Oleniacz⁹⁸, A. A. Oliveira Da Silva¹²¹, M. H. Oliver³³, A. Onnerstad¹²⁹, C. Oppedisano¹⁶, A. Ortiz Velasquez²⁹, T. Osako⁴⁴², A. Oskarsson⁴, J. Otwinowski¹⁶⁶, K. Oyama¹¹, Y. Pachmayner²⁸, S. Padhan⁵⁴, D. Pagano^{69,72}, G. Pai^{c59}, A. Palasciano⁹⁰, J. Pan¹¹², S. Panebianco⁴⁰, P. Pareek¹, J. Park⁷¹, J. E. Parkkila¹²⁹, S. P. Pathak²¹, R. N. Patra^{5,39}, B. Paul⁶³, J. Pazzini¹⁷², H. Pei¹⁷, T. Peitzmann¹¹⁴, X. Peng¹⁷, L. G. Pereira¹¹⁰, H. Pereira Da Costa⁴⁰, D. Peresunko¹⁵, G. M. Perez¹⁰⁰, S. Perrin⁴⁰, Y. Pestov¹⁴³, V. Petráček⁶⁵, M. Petrovici²⁵, R. P. Pezzi³¹¹⁰, S. Piano¹⁰⁶, M. Pikna¹⁰³, P. Pillot⁴², O. Pinazza⁵⁷, L. Pinsky²¹, C. Pinto⁴⁴, S. Pisano⁶⁴, M. Plotsko⁴⁰, M. Planinic¹⁰⁴, F. Pliquett²³, M. G. Poghossyan⁷⁰, B. Polichtchouk¹⁰⁵, S. Politano⁶, N. Poljak¹⁰⁴, A. Pop²⁵, S. Porteboeuf-Houssais⁵⁰, J. Porter³⁰, V. Pozdniakov⁵³, S. K. Prasad⁴³, R. Preghenella⁷, F. Prino¹⁶, C. A. Pruneau¹¹², I. Pshenichnov¹⁰¹, M. Puccio⁵, S. Qiu²⁶, L. Quaglia⁴⁶, R. E. Quishpe²¹, S. Ragoni⁹¹, A. Rakotzafindrabe⁴⁰, L. Ramello⁹³, F. Rami⁸⁷, S. A. R. Ramirez⁸², A. G. T. Ramos⁷⁶, T. A. Rancien⁹², R. Raniwala¹⁴⁴, S. Raniwala¹⁴⁴, S. S. Rasanen¹⁴⁵, R. Rath³⁸, I. Ravasenga²⁶, F. K. Read⁷⁰¹²¹, A. R. Redelbach⁹⁷, K. Redlich¹³³¹⁵³, A. Rehman²⁷, P. Reichelt²³, F. Reidt⁴⁵,

M. A. Volk¹²⁸, K. Voloshin¹², S. A. Voloshin¹¹², G. Volpe⁷⁶, B. von Haller⁵, I. Vorobyev⁴⁵, D. Voscek¹²³, N. Vozniuk¹⁰¹, J. Vrlakova¹⁰, B. Wagner²², C. Wang¹⁴, D. Wang¹⁴, M. Weber⁷⁸, R. J. G. V. Weelden²⁶, A. Wegrzynek⁵, S. C. Wenzel¹⁵, J. P. Wessels²⁷, J. Wiechula²², J. Wikne³², G. Wilk¹³³, J. Wilkinson¹³, G. A. Willems²⁷, B. Winkelband²⁶, M. Winn⁴⁰, W. E. Witt¹²¹, J. R. Wright⁶⁷, W. Wu¹⁴, Y. Wu³⁷, R. Xu¹⁷, S. Yalcin¹²⁶, Y. Yamaguchi¹⁴², K. Yamakawa¹⁴², S. Yang²², S. Yano¹⁴², Z. Yin¹⁷, H. Yokoyama¹¹⁴, I.-K. Yoo¹²⁸, J. H. Yoon⁷¹, S. Yuan²², A. Yuncu²⁶, V. Zaccolo⁶³, A. Zaman¹⁹, C. Zampolli⁵, H. J. C. Zanoli¹¹⁴, N. Zardoshti⁵, A. Zarochentsev²⁴, P. Zavada¹³⁷, N. Zaviyalov⁷⁷, H. Zbroszczyk⁹⁸, M. Zhalov⁶⁰, S. Zhang¹⁴, X. Zhang¹⁷, Y. Zhang³⁷, V. Zherebchevskii²⁴, Y. Zhi¹³⁵, N. Zhigareva¹², D. Zhou¹⁷, Y. Zhou⁵⁶, J. Zhu^{13,17}, Y. Zhu¹⁷, A. Zichichi²⁰, G. Zinovjev¹⁴⁸ & N. Zurlo^{69,72}

¹Variable Energy Cyclotron Centre, Homi Bhabha National Institute, Kolkata, India. ²Nuclear Physics Institute of the Czech Academy of Sciences, Řežu Praha, Czech Republic. ³Institut für Informatik, Fachbereich Informatik und Mathematik, Johann-Wolfgang-Goethe Universität Frankfurt, Frankfurt, Germany. ⁴Department of Physics, Division of Particle Physics, Lund University, Lund, Sweden. ⁵European Organization for Nuclear Research (CERN), Geneva, Switzerland. ⁶Dipartimento DISAT del Politecnico and Sezione INFN, Turin, Italy. ⁷INFN, Sezione di Bologna, Bologna, Italy. ⁸Department of Physics, Aligarh Muslim University, Aligarh, India. ⁹Korea Institute of Science and Technology Information, Daejeon, Republic of Korea. ¹⁰Faculty of Science, P.J. Safarik University, Košice, Slovakia. ¹¹Indonesian Institute of Sciences, Jakarta, Indonesia. ¹²NRC «Kurchatov» Institute – ITEP, Moscow, Russia. ¹³Research Division and ExtreMe Matter Institute EMMI, GSI Helmholtzzentrum für Schwerionenforschung GmbH, Darmstadt, Germany. ¹⁴Fudan University, Shanghai, China. ¹⁵National Research Centre Kurchatov Institute, Moscow, Russia. ¹⁶INFN, Sezione di Torino, Turin, Italy. ¹⁷Central China Normal University, Wuhan, China. ¹⁸Istituto de Física, Universidad Nacional Autónoma de México, Mexico City, Mexico. ¹⁹COMSATS University Islamabad, Islamabad, Pakistan. ²⁰Dipartimento di Fisica e Astronomia dell'Università and Sezione INFN, Bologna, Italy. ²¹University of Houston, Houston, TX, USA. ²²Department of Physics and Technology, University of Bergen, Bergen, Norway. ²³Institut für Kernphysik, Johann Wolfgang Goethe-Universität Frankfurt, Frankfurt, Germany. ²⁴St. Petersburg State University, St. Petersburg, Russia. ²⁵Horia Hulubei National Institute of Physics and Nuclear Engineering, Bucharest, Romania. ²⁶Nikhef, National Institute for Subatomic Physics, Amsterdam, the Netherlands. ²⁷Institut für Kernphysik, Westfälische Wilhelms-Universität Münster, Münster, Germany. ²⁸Physikalisches Institut, Ruprecht-Karls-Universität Heidelberg, Heidelberg, Germany. ²⁹INFN, Sezione di Padova, Padova, Italy. ³⁰Lawrence Berkeley National Laboratory, Berkeley, CA, USA. ³¹SUBATECH, IMT Atlantique, Université de Nantes, CNRS-IN2P3, Nantes, France. ³²Department of Physics, University of Oslo, Oslo, Norway. ³³Yale University, New Haven, CT, USA. ³⁴Laboratoire de Physique des 2 Infinis, Irene Joliot-Curie, Orsay, France. ³⁵INFN, Sezione di Catania, Catania, Italy. ³⁶Gangneung-Wonju National University, Gangneung, Republic of Korea. ³⁷University of Science and Technology of China, Hefei, China. ³⁸Indian Institute of Technology Indore, Indore, India. ³⁹Physics Department, University of Jammu, Jammu, India. ⁴⁰Department de Physique Nucleaire (DPN), Université Paris-Saclay Centre d'Études de Saclay (CEA), IRFU, Saclay, France. ⁴¹AGH University of Science and Technology, Cracow, Poland. ⁴²Helmholtz-Institut für Strahlen- und Kernphysik, Rheinische Friedrich-Wilhelms-Universität Bonn, Bonn, Germany. ⁴³Bose Institute, Department of Physics and Centre for Astroparticle Physics and Space Science (CAPSS), Kolkata, India. ⁴⁴Dipartimento di Fisica e Astronomia dell'Università and Sezione INFN, Catania, Italy. ⁴⁵Physik Department, Technische Universität München, Munich, Germany. ⁴⁶Dipartimento di Fisica dell'Università and Sezione INFN, Turin, Italy. ⁴⁷Department of Physics, School of Science, National and Kapodistrian University of Athens, Athens, Greece. ⁴⁸Wigner Research Centre for Physics, Budapest, Hungary. ⁴⁹Nuclear Physics Group, STFC Daresbury Laboratory, Daresbury, UK. ⁵⁰Université Clermont Auvergne, CNRS/IN2P3, LPC, Clermont-Ferrand, France. ⁵¹University of Liverpool, Liverpool, UK. ⁵²Dipartimento di Fisica e Astronomia dell'Università and Sezione INFN, Padova, Italy. ⁵³Joint Institute for Nuclear Research (JINR), Dubna, Russia. ⁵⁴Indian Institute of Technology Bombay (IIT), Mumbai, India. ⁵⁵Sección Física, Departamento de Ciencias, Pontificia Universidad Católica del Perú, Lima, Peru. ⁵⁶Niels Bohr Institute, University of Copenhagen, Copenhagen, Denmark. ⁵⁷Université de Strasbourg, CNRS, IPHC UMR 7178, Strasbourg, France. ⁵⁸NRNU Moscow Engineering Physics Institute, Moscow, Russia. ⁵⁹Instituto de Ciencias Nucleares, Universidad Nacional Autónoma de México, Mexico City, Mexico. ⁶⁰Petersburg Nuclear Physics Institute, Gatchina, Russia. ⁶¹Institute of Space Science (ISS), Bucharest, Romania. ⁶²Department of Physics, Gauhati University, Guwahati, India. ⁶³Dipartimento di Fisica dell'Università and Sezione INFN, Cagliari, Italy. ⁶⁴INFN, Laboratori Nazionali di Frascati, Frascati, Italy. ⁶⁵Faculty of Nuclear Sciences and Physical Engineering, Czech Technical University in Prague, Prague, Czech Republic. ⁶⁶The Henryk Niewodniczański Institute of Nuclear Physics, Polish Academy of Sciences, Cracow, Poland. ⁶⁷The University of Texas at Austin, Austin, TX, USA. ⁶⁸Dipartimento di Fisica e Nucleare e

Teorica, Università di Pavia, Pavia, Italy. ⁶⁹INFN, Sezione di Pavia, Pavia, Italy. ⁷⁰Oak Ridge National Laboratory, Oak Ridge, TN, USA. ⁷¹Inha University, Incheon, Republic of Korea. ⁷²Università di Brescia, Brescia, Italy. ⁷³Moscow Institute for Physics and Technology, Moscow, Russia. ⁷⁴Universidade de São Paulo (USP), São Paulo, Brazil. ⁷⁵Politecnico di Bari and Sezione INFN, Bari, Italy. ⁷⁶Dipartimento Interateneo di Fisica 'M. Merlin' and Sezione INFN, Bari, Italy. ⁷⁷Russian Federal Nuclear Center (VNIIEF), Sarov, Russia. ⁷⁸Stefan Meyer Institut für Subatomare Physik (SMI), Vienna, Austria. ⁷⁹Themba LABS, National Research Foundation, Somerset West, South Africa. ⁸⁰University of the Witwatersrand, Johannesburg, South Africa. ⁸¹Universidad Autónoma de Sinaloa, Culiacan, Mexico. ⁸²High Energy Physics Group, Universidad Autónoma de Puebla, Puebla, Mexico. ⁸³Dipartimento di Fisica dell'Università and Sezione INFN, Trieste, Italy. ⁸⁴Saha Institute of Nuclear Physics, Homi Bhabha National Institute, Kolkata, India. ⁸⁵Université de Lyon, CNRS/IN2P3, Institut de Physique des 2 Infinis de Lyon, Lyon, France. ⁸⁶Universidade Estadual de Campinas (UNICAMP), Campinas, Brazil. ⁸⁷University of Tsukuba, Tsukuba, Japan. ⁸⁸INFN, Sezione di Cagliari, Cagliari, Italy. ⁸⁹University of Cape Town, Cape Town, South Africa. ⁹⁰INFN, Sezione di Bari, Bari, Italy. ⁹¹School of Physics and Astronomy, University of Birmingham, Birmingham, UK. ⁹²Laboratoire de Physique Subatomique et de Cosmologie, Université Grenoble-Alpes, CNRS-IN2P3, Grenoble, France. ⁹³Dipartimento di Scienze e Innovazione Tecnologica dell'Università del Piemonte Orientale and INFN Sezione di Torino, Alessandria, Italy. ⁹⁴Universidade Federal do ABC, Santo André, Brazil. ⁹⁵National Institute of Science Education and Research, Homi Bhabha National Institute, Jatni, India. ⁹⁶Dipartimento di Fisica 'E. R. Caianiello' dell'Università and Gruppo Collegato INFN, Salerno, Italy. ⁹⁷Frankfurt Institute for Advanced Studies, Johann Wolfgang Goethe-Universität Frankfurt, Frankfurt, Germany. ⁹⁸Warsaw University of Technology, Warsaw, Poland. ⁹⁹Department of Physics, University of California, Berkeley, CA, USA. ¹⁰⁰Centro de Aplicaciones Tecnológicas y Desarrollo Nuclear (CEADEN), Havana, Cuba. ¹⁰¹Institute for Nuclear Research, Academy of Sciences, Moscow, Russia. ¹⁰²Physics Department, Panjab University, Chandigarh, India. ¹⁰³Comenius University Bratislava, Faculty of Mathematics, Physics and Informatics, Bratislava, Slovakia. ¹⁰⁴Physics Department, Faculty of Science, University of Zagreb, Zagreb, Croatia. ¹⁰⁵NRC Kurchatov Institute IHEP, Protvino, Russia. ¹⁰⁶INFN, Sezione di Trieste, Trieste, Italy. ¹⁰⁷Chicago State University, Chicago, IL, USA. ¹⁰⁸National Nuclear Research Center, Baku, Azerbaijan. ¹⁰⁹University of Kansas, Lawrence, KS, USA. ¹¹⁰Instituto de Física, Universidade Federal do Rio Grande do Sul (UFRGS), Porto Alegre, Brazil. ¹¹¹Nagasaki Institute of Applied Science, Nagasaki, Japan. ¹¹²Wayne State University, Detroit, MI, USA. ¹¹³Faculty of Electrical Engineering, Mechanical Engineering and Naval Architecture, University of Split, Split, Croatia. ¹¹⁴Institute for Gravitational and Subatomic Physics (GRASP), Utrecht University/Nikhef, Utrecht, the Netherlands. ¹¹⁵A.I. Alikhanyan National Science Laboratory (Yerevan Physics Institute) Foundation, Yerevan, Armenia. ¹¹⁶University of Tokyo, Tokyo, Japan. ¹¹⁷Faculty of Engineering and Science, Western Norway University of Applied Sciences, Bergen, Norway. ¹¹⁸Centro de Investigación y de Estudios Avanzados (CINVESTAV), Mexico City and Merida, Mexico. ¹¹⁹Yonsei University, Seoul, Republic of Korea. ¹²⁰Creighton University, Omaha, NE, USA. ¹²¹University of Tennessee, Knoxville, TN, USA. ¹²²Ohio State University, Columbus, OH, USA. ¹²³Technical University of Košice, Košice, Slovakia. ¹²⁴Suranaree University of Technology, Nakhon Ratchasima, Thailand. ¹²⁵Institute of Experimental Physics, Slovak Academy of Sciences, Košice, Slovakia. ¹²⁶KTO Karatay University, Konya, Turkey. ¹²⁷Hochschule Worms, Zentrum für Technologietransfer und Telekommunikation (ZTT), Worms, Germany. ¹²⁸Department of Physics, Pusan National University, Pusan, Republic of Korea. ¹²⁹University of Jyväskylä, Jyväskylä, Finland. ¹³⁰Jeonbuk National University, Jeonju, Republic of Korea. ¹³¹Department of Physics, Sejong University, Seoul, Republic of Korea. ¹³²California Polytechnic State University, San Luis Obispo, CA, USA. ¹³³National Centre for Nuclear Research, Warsaw, Poland. ¹³⁴University of South-Eastern Norway, Tonsberg, Norway. ¹³⁵China Institute of Atomic Energy, Beijing, China. ¹³⁶Dipartimento di Scienze MIFT, Università di Messina, Messina, Italy. ¹³⁷Institute of Physics of the Czech Academy of Sciences, Prague, Czech Republic. ¹³⁸Università degli Studi di Foggia, Foggia, Italy. ¹³⁹INFN, Sezione di Roma, Rome, Italy. ¹⁴⁰Dipartimento di Fisica dell'Università 'La Sapienza' and Sezione INFN, Rome, Italy. ¹⁴¹Chungbuk National University, Cheongju, Republic of Korea. ¹⁴²Hiroshima University, Hiroshima, Japan. ¹⁴³Budker Institute for Nuclear Physics, Novosibirsk, Russia. ¹⁴⁴Physics Department, University of Rajasthan, Jaipur, India. ¹⁴⁵Helsinki Institute of Physics (HIP), Helsinki, Finland. ¹⁴⁶Institute of Physics, Homi Bhabha National Institute, Bhubaneswar, India. ¹⁴⁷Physikalisches Institut, Eberhard-Karls-Universität Tübingen, Tübingen, Germany. ¹⁴⁸Nara Women's University (NWU), Nara, Japan. ¹⁴⁹Bogolyubov Institute for Theoretical Physics, National Academy of Sciences of Ukraine, Kiev, Ukraine. ¹⁵⁰Present address: Italian National Agency for New Technologies, Energy and Sustainable Economic Development, (ENEA), Bologna, Italy. ¹⁵¹Present address: Dipartimento DET del Politecnico di Torino, Turin, Italy. ¹⁵²Present address: D.V. Skobel'syn Institute of Nuclear Physics, M.V. Lomonosov Moscow State University, Moscow, Russia. ¹⁵³Present address: Institute of Theoretical Physics, University of Wrocław, Wrocław, Poland. ¹⁵⁴Deceased: J. Cleymans. ¹⁵⁵Deceased: A. Grigoryan. ¹⁵⁶Deceased: M. A. Mazzoni. ¹⁵⁷Deceased: V. Samsonov.

Methods

Detector setup and data set

The analysis was performed with the ALICE detector at the CERN LHC⁴¹. The ALICE Inner Tracking System⁴² and Time Projection Chamber⁴³ were used for charged-particle reconstruction, and particle identification (PID) was obtained using the combined information from the Time Projection Chamber and the Time-Of-Flight detectors⁴⁴. These detectors are located in the ALICE central barrel, which has full azimuthal coverage and a pseudorapidity range of $|\eta| < 0.9$. The data set used in this analysis was collected in 2016, 2017 and 2018 in proton–proton collisions at $\sqrt{s} = 13$ TeV, with a minimum-bias trigger condition defined by the presence of at least one hit in each of the two V0 scintillators⁴⁵. This trigger accepts all events of interest for this analysis and the collected data sample corresponds to an integrated luminosity of $\mathcal{L}_{\text{int}} = 25 \text{ nb}^{-1}$.

Jet finding and tagging

Jet finding was performed using the anti- k_T algorithm, with a jet resolution parameter of $R = 0.4$. The E -scheme recombination strategy was chosen to combine the tracks of the jet by adding their four-momenta, with a geometric constraint on the pseudorapidity of $|\eta| < 0.5$ enforced on the jet axis, to ensure that the full jet cone was contained in the acceptance of the central barrel of the ALICE detector. The ALICE detector has excellent tracking efficiency down to low p_T (approximately 80% at $p_T = 500 \text{ MeV}/c$), which is homogeneous as a function of pseudorapidity and azimuthal angle⁴¹, within the acceptance. The effect of track density on the tracking efficiency is also negligible⁴⁶. The angular resolution is about 20% down to splitting angles of 0.05 radians, which motivated a track-based jet measurement as opposed to a full jet measurement using calorimetric information. Recent measurements^{15,20} have shown that track-based jet observables are successful at reconstructing the parton shower information through declustering techniques, despite missing the information from the neutral component of the jet.

Jets with a transverse momentum in the interval of $5 \leq p_{T,\text{jet}}^{\text{ch}} < 50 \text{ GeV}/c$ were selected for this analysis. To mitigate against the cases in which two D^0 -meson candidates share a common decay track, jet-finding passes were performed independently for each D^0 -meson candidate in the event, each time replacing only the decay tracks of that candidate with the corresponding D^0 -meson candidate. In each pass the jet containing the reconstructed D^0 -meson candidate of that pass was subsequently tagged as a charm-initiated jet candidate.

Subtraction of the combinatorial background in the D^0 -meson candidate sample

To extract the true D^0 -meson tagged jet $R(\theta)$ distributions and remove the contribution from combinatorial $K^+\pi^+$ pairs surviving the topological and PID selections, a side-band subtraction procedure was used. This involved dividing the sample into $p_T^{D^0}$ intervals and fitting the invariant-mass distributions of the D^0 candidates in each interval with a Gaussian function for the signal and an exponential function for the background. The width (σ) and mean of the fitted Gaussian were used to define signal and side-band regions, with the two-dimensional distributions of θ and E_{Radiator} for D^0 -meson tagged jet candidates, $\rho(\theta, E_{\text{Radiator}})^{D^0 \text{ jet candidate}}$, obtained in each region. The signal region was defined to be within 2σ on either side of the Gaussian mean and contained most of the real D^0 mesons, with some contamination present from the combinatorial background. The side-band regions were defined to be from 4σ to 9σ away from the peak in either direction and were composed entirely of background D^0 -meson candidates. The combined $\rho(\theta, E_{\text{Radiator}})^{D^0 \text{ jet candidate}}$ distributions measured in the two side-band regions represent the structural form of the contribution of background candidates to the $\rho(\theta, E_{\text{Radiator}})^{D^0 \text{ jet candidate}}$ distribution measured in the signal region. In this way, the background component of the total $\rho(\theta, E_{\text{Radiator}})^{D^0 \text{ jet candidate}}$ measured in the signal region can be subtracted, using the following equation:

$$\rho(\theta, E_{\text{Radiator}})^{D^0 \text{ jet}} = \sum_i \frac{1}{\varepsilon_i} \left[\rho(\theta, E_{\text{Radiator}})_S^{D^0 \text{ jet candidate}} - \frac{A_S}{A_B} \rho(\theta, E_{\text{Radiator}})_B^{D^0 \text{ jet candidate}} \right] \quad (3)$$

where the subscripts S and B denote the signal and side-band regions of the invariant-mass distributions, respectively. The A_S and A_B variables are the areas under the background fit function in the signal and combined side-band regions, respectively, and were used to normalize the magnitude of the background in the side-band regions to that in the signal region. The D^0 -meson tagged jet selection efficiency (discussed in more detail in the next section) is denoted by ε , with the index i running over the $p_T^{D^0}$ bins. As a result of this side-band subtraction, the true D^0 -meson tagged jet $\rho(\theta, E_{\text{Radiator}})^{D^0 \text{ jet}}$ distributions are obtained, in the different intervals of $p_T^{D^0}$.

D^0 -meson tagged jet reconstruction efficiency correction

The topological and PID selections used to identify the D^0 mesons, in the chosen jet kinematic interval, have a limited efficiency, which exhibits a strong p_T dependence. Therefore, before integrating the side-band subtracted $\rho(\theta, E_{\text{Radiator}})^{D^0 \text{ jet}}$ distributions across the measured $p_T^{D^0}$ intervals, the $\rho(\theta, E_{\text{Radiator}})^{D^0 \text{ jet}}$ distributions were corrected for this efficiency. The efficiency, ε , was estimated from PYTHIA v.6 MC studies and varies strongly with $p_T^{D^0}$, from approximately 0.01 at $p_T^{D^0} = 2.5 \text{ GeV}/c$ to approximately 0.3 at $p_T^{D^0} = 30 \text{ GeV}/c$ for prompt D^0 -meson tagged jets and from approximately 0.01 at $p_T^{D^0} = 2.5 \text{ GeV}/c$ to approximately 0.2 at $p_T^{D^0} = 30 \text{ GeV}/c$ for non-prompt D^0 -meson tagged jets. As the prompt and non-prompt D^0 -meson tagged jet reconstruction efficiencies were different, the final efficiency was obtained by combining the prompt and non-prompt D^0 -meson tagged jet reconstruction efficiencies, evaluated separately. These were combined with weights derived from simulations, corresponding to the admixture of prompt and non-prompt D^0 -meson tagged jets in the reconstructed sample. The fractions of this admixture were obtained in bins of $p_T^{D^0}$ by calculating the prompt and non-prompt D^0 -meson tagged jet production cross sections with POWHEG combined with PYTHIA v.6 showering.

Evaluation of systematic uncertainties

Considered sources of systematic uncertainty in the measurement relate to the reconstruction and signal extraction of D^0 -meson candidates, with the former contributing as the leading source. These uncertainties were estimated by varying the topological and PID selections, as well as the fitting and side-band subtraction configurations applied to the D^0 -meson candidate invariant mass distributions. Variations were chosen that tested the influence of selected analysis parameters as much as possible, while maintaining a reasonable significance in the signal extraction. For each of these categories, the root mean square of all deviations was taken as the final systematic uncertainty. Theoretical uncertainties in the prompt and non-prompt D^0 -meson tagged jet production cross sections from POWHEG were also considered in the calculation of the reconstruction efficiency, with the largest variation taken as the uncertainty. For each category, the final systematic uncertainty was symmetrized before adding up the uncertainties in quadrature across all categories to obtain the total systematic uncertainty of the D^0 -meson tagged jet measurement.

For the inclusive jet results, the minimum p_T requirement on the track with the highest transverse momentum within the leading prong of each splitting was varied. The magnitude of the variation was taken to be the resolution of the transverse momentum of a D^0 meson with $p_T^{D^0} = 2 \text{ GeV}/c$, which was found to be $0.06 \text{ GeV}/c$. Variations above and below the nominal selection value were made and the largest deviation was symmetrized. Systematic detector effects are dominated by the tracking efficiency and were shown in detector simulations to affect both the D^0 -meson tagged jet and inclusive jet samples equally, and

Article

they largely cancelled in the $R(\theta)$ ratio. Therefore, the systematic uncertainty of $R(\theta)$ because of detector effects was estimated directly on the ratio by randomly removing 15% of the reconstructed tracks, as given by the tracking efficiency of the ALICE detector, in the track samples used for clustering both the D^0 -meson tagged jets and inclusive jets. The ratio of the resulting $R(\theta)$ distribution to the case with no track removal was taken, to obtain the uncertainty, which was symmetrized.

The relative uncertainty of $R(\theta)$ resulting from the separate D^0 -meson tagged jet and inclusive jet uncertainties was calculated, with the resulting absolute uncertainty added in quadrature to the detector effects uncertainty to obtain the total systematic uncertainty of the $R(\theta)$ measurement. The magnitude of each of these sources of systematic uncertainty is shown in Table 1, for the smallest-angle splittings corresponding to the interval $2 \leq \ln(1/\theta) < 3$, in which the uncertainties are largest.

Table 1 | $R(\theta)$ systematic uncertainties

Source	E_{Radiator}		
	5–10 GeV	10–20 GeV	20–35 GeV
Invariant-mass fitting	2.3	1.4	3.0
Side-band subtraction	2.0	1.8	1.4
D^0 -jet selection stability	4.1	5.0	7.2
Non-prompt contribution	1.0	3.5	1.1
Leading hadron p_T selection	2.0	3.2	0.2
Detector effects	0.7	5.2	0.9
Total	5.6	8.9	8.1

The percentage magnitude of the systematic uncertainties of each source considered, and the total systematic uncertainty, for the $R(\theta)$ variable are shown for the smallest splitting-angle interval $2 \leq \ln(1/\theta) < 3$.

Data availability

All data shown in histograms and plots are publicly available on the HEPdata repository (<https://hepdata.net>).

Code availability

The source code utilized in this study is publicly available under the names AliPhysics and AliRoot. Further information can be provided by the authors upon reasonable request.

41. ALICE Collaboration, Abelev, B. et al. Performance of the ALICE experiment at the CERN LHC. *Int. J. Mod. Phys. A* **29**, 1430044 (2014).

42. ALICE Collaboration, Aamodt, K. et al. Alignment of the ALICE inner tracking system with cosmic-ray tracks. *J. Instrum.* **5**, P03003 (2010).

43. Alme, J. et al. The ALICE TPC, a large 3-dimensional tracking device with fast readout for ultra-high multiplicity events. *Nucl. Instrum. Meth. A* **622**, 316–367 (2010).

44. Akimov, A. et al. Performance of the ALICE time-of-flight detector at the LHC. *Eur. Phys. J. Plus* **128**, 44 (2013).

45. ALICE Collaboration, Abbas, E. et al. Performance of the ALICE VZERO system. *J. Instrum.* **8**, P10016 (2013).

46. ALICE Collaboration, Abelev, B. et al. Performance of the ALICE experiment at the CERN LHC. *Int. J. Mod. Phys. A* **29**, 1430044 (2014).

Acknowledgements The ALICE Collaboration is grateful to U. Wiedemann for his valuable suggestions and fruitful discussions. We are also grateful to D. Napolitano for providing the

SHERPA configuration files and useful discussions. The ALICE Collaboration would like to thank all its engineers and technicians for their invaluable contributions to the construction of the experiment and the CERN accelerator teams for the outstanding performance of the LHC complex. The ALICE Collaboration gratefully acknowledges the resources and support provided by all Grid centres and the Worldwide LHC Computing Grid (WLCG) collaboration. The ALICE Collaboration acknowledges the following funding agencies for their support in building and running the ALICE detector: A. I. Alikhanyan National Science Laboratory (Yerevan Physics Institute) Foundation (ANSL), State Committee of Science and World Federation of Scientists (WFS), Armenia; Austrian Academy of Sciences, Austrian Science Fund (FWF) (M 2467-N36) and Nationalstiftung für Forschung, Technologie und Entwicklung, Austria; Ministry of Communications and High Technologies, National Nuclear Research Center, Azerbaijan; Conselho Nacional de Desenvolvimento Científico e Tecnológico (CNPq), Financiadora de Estudos e Projetos (Finep), Fundação de Amparo à Pesquisa do Estado de São Paulo (FAPESP) and Universidade Federal do Rio Grande do Sul (UFRGS), Brazil; Ministry of Education of China (MOEC), Ministry of Science & Technology of China (MSTC) and National Natural Science Foundation of China (NSFC), China; Ministry of Science and Education and Croatian Science Foundation, Croatia; Centro de Aplicaciones Tecnológicas y Desarrollo Nuclear (CEADEN), Cubaenergía, Cuba; Ministry of Education, Youth and Sports of the Czech Republic, Czech Republic; The Danish Council for Independent Research | Natural Sciences, the VILLUM FONDEN and Danish National Research Foundation (DNRF), Denmark; Helsinki Institute of Physics (HIP), Finland; Commissariat à l’Energie Atomique (CEA), Institut National de Physique Nucléaire et de Physique des Particules (IN2P3) and Centre National de la Recherche Scientifique (CNRS), France; Bundesministerium für Bildung und Forschung (BMBF) and GSI Helmholtzzentrum für Schwerionenforschung GmbH, Germany; General Secretariat for Research and Technology, Ministry of Education, Research and Religions, Greece; National Research, Development and Innovation Office, Hungary; Department of Atomic Energy Government of India (DAE), Department of Science and Technology, Government of India (DST), University Grants Commission, Government of India (UGC) and Council of Scientific and Industrial Research (CSIR), India; Indonesian Institute of Science, Indonesia; Istituto Nazionale di Fisica Nucleare (INFN), Italy; Institute for Innovative Science and Technology, Nagasaki Institute of Applied Science (IIST), Japanese Ministry of Education, Culture, Sports, Science and Technology (MEXT) and Japan Society for the Promotion of Science (JSPS) KAKENHI, Japan; Consejo Nacional de Ciencia (CONACYT) y Tecnología, through Fondo de Cooperación Internacional en Ciencia y Tecnología (FONCICYT) and Dirección General de Asuntos del Personal Académico (DGAPA), Mexico; Nederlandse Organisatie voor Wetenschappelijk Onderzoek (NWO), the Netherlands; The Research Council of Norway, Norway; Commission on Science and Technology for Sustainable Development in the South (COMSATS), Pakistan; Pontificia Universidad Católica del Perú, Peru; Ministry of Education and Science, National Science Centre and WUT ID-UB, Poland; Korea Institute of Science and Technology Information and National Research Foundation of Korea (NRF), Republic of Korea; Ministry of Education and Scientific Research, Institute of Atomic Physics and Ministry of Research and Innovation and Institute of Atomic Physics, Romania; Joint Institute for Nuclear Research (JINR), Ministry of Education and Science of the Russian Federation, National Research Centre Kurchatov Institute, Russian Science Foundation and Russian Foundation for Basic Research, Russia; Ministry of Education, Science, Research and Sport of the Slovak Republic, Slovakia; National Research Foundation of South Africa, South Africa; Swedish Research Council (VR) and Knut & Alice Wallenberg Foundation (KAW), Sweden; European Organization for Nuclear Research, Switzerland; Suranaree University of Technology (SUT), National Science and Technology Development Agency (NSDTA) and Office of the Higher Education Commission under NRU project of Thailand, Thailand; Turkish Energy, Nuclear and Mineral Research Agency (TENMAK), Turkey; National Academy of Sciences of Ukraine, Ukraine; Science and Technology Facilities Council (STFC), United Kingdom; National Science Foundation of the United States of America (NSF) and United States Department of Energy, Office of Nuclear Physics (DOE NP), United States of America.

Author contributions All authors have contributed to the publication, being variously involved in the design and the construction of the detectors, in writing software, calibrating subsystems, operating the detectors and acquiring data, and finally analysing the processed data. The ALICE Collaboration members discussed and approved the scientific results. The manuscript was prepared by a subgroup of authors appointed by the collaboration and subject to an internal collaboration-wide review process. All authors reviewed and approved the final version of the manuscript.

Competing interests The authors declare no competing interests.

Additional information
Supplementary information The online version contains supplementary material available at <https://doi.org/10.1038/s41586-022-04572-w>.
Correspondence and requests for materials should be addressed to the ALICE Collaboration.
Peer review information Nature thanks Benjamin Nachman and the other, anonymous, reviewer(s) for their contribution to the peer review of this work. Peer reviewer reports are available.
Reprints and permissions information is available at <http://www.nature.com/reprints>.