

This is a self-archived version of an original article. This version may differ from the original in pagination and typographic details.

Author(s): D'Hondt, Eva; Buelens, Lise; Barnett, Lisa M.; Howells, Kristy; Sääkslahti, Arja; Costa, Aldo M.; Jidovtseff, Boris; Mertens, Lisa; De Martelaer, Kristine

Title: Differences between Young Children's Actual, Self-perceived and Parent-perceived Aquatic Skills

Year: 2021

Version: Accepted version (Final draft)

Copyright: © The Author(s) 2021

Rights: In Copyright

Rights url: <http://rightsstatements.org/page/InC/1.0/?language=en>

Please cite the original version:

D'Hondt, E., Buelens, L., Barnett, L. M., Howells, K., Sääkslahti, A., Costa, A. M., Jidovtseff, B., Mertens, L., & De Martelaer, K. (2021). Differences between Young Children's Actual, Self-perceived and Parent-perceived Aquatic Skills. *Perceptual and Motor Skills*, 128(5), 1905-1931. <https://doi.org/10.1177/00315125211017864>

Perceptual and Motor Skills

Differences between Young Children's Actual, Self-perceived and Parent-perceived Aquatic Skills

Journal:	<i>Perceptual and Motor Skills</i>
Manuscript ID	PMS-20-0506.R2
Manuscript Type:	Original Manuscript
Keywords:	Water safety, Swimming, Aquatic literacy, Motor competence, Perceived competence, Children, Self-perception, Parents, Proxy report, Pictorial scale
Abstract:	<p>As drowning is a leading cause of unintentional injury/death in children worldwide, perceptions of their actual aquatic skills are of critical importance. Children's self-perceptions may influence the risks they take, and parental perceptions may influence the degree of supervision deemed to be necessary for children in and around water. Accordingly, we examined the differences between young children's actual, self-perceived and parent-perceived aquatic skills. Using a three-way repeated measures ANCOVA, we analyzed data from 134 child-parent dyads (56.0% boys; M age = 7.1, SD = 1.1 years; and 71.6% mothers). We measured self and parental perceptions of the child's aquatic skills with the 'Pictorial Scale of Perceived Water Competence' (PSPWC), and we applied the exact same 17 test items of the PSPWC to assess the child's actual aquatic skill level in the water. Controlling for years of swimming school experience, within-subject differences between the total scores on the 'Actual Aquatic Skills Test' (AAS) and both the child- and parent-completed PSPWC indicated both parties had a lower than actual estimate of the children's aquatic skill level. The degree of disagreement against the AAS was more pronounced in parents than in 6-7 year-old children but was similar between parents and 8-9 year-old children, with these patterns being evident regardless of the children's sex. Our study contributes to an ongoing validation of the PSPWC and represents a key advance in assessing and comparing children's actual and perceived aquatic skill competence, using perfectly aligned instruments. Future research and practice might explore children's actual aquatic skills in different contexts (e.g., open water), include perspectives of non-parent caregivers and assess perceived and actual water competence across development.</p>

SCHOLARONE™
Manuscripts

1
2
3
4
5 **Differences between Young Children’s Actual, Self-perceived and Parent-**
6 **perceived Aquatic Skills**
7
8
9
10
11
12
13
14
15
16
17
18
19
20
21
22
23
24
25
26
27
28
29
30
31
32
33
34
35
36
37
38
39
40
41
42
43
44
45
46
47
48
49
50
51
52
53
54
55
56
57
58
59
60

Abstract

As drowning is a leading cause of unintentional injury/death in children worldwide, perceptions of their actual aquatic skills are of critical importance. Children's self-perceptions may influence the risks they take, and parental perceptions may influence the degree of supervision deemed to be necessary for children in and around water. Accordingly, we examined the differences between young children's actual, self-perceived and parent-perceived aquatic skills. Using a three-way repeated measures ANCOVA, we analyzed data from 134 child-parent dyads (56.0% boys; M age = 7.1, SD = 1.1 years; and 71.6% mothers). We measured self and parental perceptions of the child's aquatic skills with the 'Pictorial Scale of Perceived Water Competence' (PSPWC), and we applied the exact same 17 test items of the PSPWC to assess the child's *actual* aquatic skill level in the water. Controlling for years of swimming school experience, within-subject differences between the total scores on the 'Actual Aquatic Skills Test' (AAST) and both the child- and parent-completed PSPWC indicated both parties had a lower than actual estimate of the children's aquatic skill level. The degree of disagreement against the AAST was more pronounced in parents than in 6-7 year-old children but was similar between parents and 8-9 year-old children, with these patterns being evident regardless of the children's sex. Our study contributes to an ongoing validation of the PSPWC and represents a key advance in assessing and comparing children's actual and perceived aquatic skill competence, using perfectly aligned instruments. Future research and practice might explore children's actual aquatic skills in different contexts (e.g., open water), include perspectives of non-parent caregivers and assess perceived and actual water competence across development.

1
2
3
4
5
6
7
8
9
10
11
12
13
14
15
16
17
18
19
20
21
22
23
24
25
26
27
28
29
30
31
32
33
34
35
36
37
38
39
40
41
42
43
44
45
46
47
48
49
50
51
52
53
54
55
56
57
58
59
60

1 **Keywords**

- 2 Water safety, swimming, aquatic literacy, motor competence, perceived competence,
3 children, self-perception, parents, proxy report, pictorial scale

1 and adolescents primarily rely on peer comparisons (Bois et al., 2005; Toftegaard-
2 Stoeckel et al., 2010). In relation to their cognitive development, children's ability to
3 self-perceive improves with increasing age (Harter, 1982, 1999). Coppens (1986)
4 reported that comprehension about safety and prevention was linked to the highest
5 levels of logic and more complex cognitive processes, perhaps helping to explain a
6 higher number of accidents reported for younger children. Recent research regarding
7 this moderating effect of age on the association between levels of actual and perceived
8 motor competence has mainly focused on dry land skill performance (Frost &
9 McKelvie, 2004; Potard et al., 2016; De Meester et al., 2020). In addition, previous
10 research has suggested that motor competence is a key determinant of physical activity,
11 particularly since perceived competence has been found to be associated with intrinsic
12 motivation toward physical activity (Losier & Vallerand, 1994; De Meester et al.,
13 2016). Children, who perceive themselves as highly skilled or motor competent, have
14 been found to be more physically active than peers with low self-perceived motor skills
15 (Robinson et al., 2015; Stodden et al., 2008). Sex also has a significant impact on
16 children's perceived motor competence, with boys usually showing higher levels of
17 self-perceived physical competence than girls (Barnett et al., 2015; Hall et al., 2019;
18 Liong et al., 2015; Niemistö et al., 2019; Rudisill et al., 1993; Slykerman et al., 2016).

19 Yet, studies on the association between children's actual and perceived motor
20 skill competence in an aquatic environment are scarce. Considering aquatic skills,
21 previous research has often been limited to children's self-reported estimates of their
22 swimming abilities, primarily with respect to what distance a child can swim (Stallman
23 et al., 2014; Terzidis et al., 2007). Similarly, the focus in past studies of water
24 competence has often been on adolescents and young adults' swimming abilities
25 (Moran et al., 2012; Petrass et al., 2012; Petrass & Blitvich, 2014). Given that many

1 aquatic skills, such as self-propulsion in water, are essential for survival (Langendorfer,
2 2015) and that swimming is considered a foundational skill for lifelong physical activity
3 engagement (Audrey et al., 2012; Hulteen et al., 2018), this topic clearly warrants more
4 scientific investigation from an early age onwards. Costa et al. (2020) recently showed
5 that 6-10 year-old children's perceived aquatic competence differed significantly from
6 their actual aquatic competence in most skills identified as relevant for surviving an
7 aquatic accident. Moreover, these authors found that younger children are more likely to
8 overestimate their actual aquatic skill levels, potentially endangering this population.
9 Therefore, accurate self-perceived aquatic skill competence is important as a means of
10 fostering water safety.

11 In addition to the need to more closely examine the relationship between both
12 children's actual and self-perceived aquatic skill competence, there is a critically
13 important concomitant need to compare parental perceptions and children's actual
14 aquatic skills (De Pasquale et al., 2020; Morrongiello et al., 2014). In studies conducted
15 on dry land, investigators have found low to moderate agreements between children's
16 and parents' perceptions of children's actual motor competence (Duncan et al., 2018;
17 Kennedy et al., 2012; Lalor et al., 2016; Raudsepp & Liblik, 2002; Toftegaard-Stoeckel
18 et al., 2010). When considering the accuracy of parental perceptions or estimates of a
19 child's motor skills, parents are generally able to assess their children's actual motor
20 skill competence (Liong et al., 2015; O'Neill et al., 2014). O'Neill et al. (2014), for
21 example, demonstrated that parents of children in the highest locomotor tertile
22 perceived their children's competence to be higher than parents of children in lower
23 tertiles, while parents of children in the lowest object control tertile perceived their
24 children's competence to be significantly lower than parents of children in higher
25 tertiles. In the context of movement in water, however, the importance of an accurate

1
2
3 1 parental estimate increases because parental perceptions of their children's aquatic skills
4
5 2 in, on and around water influence the level of supervision they deem to be necessary for
6
7 3 children's safe engagement in various aquatic activities (Matthews et al., 2018;
8
9
10 4 Morrongiello et al., 2014). Moreover, research has shown that drownings among
11
12 5 children can be largely attributed to insufficient parental supervision (Moran, 2009;
13
14 6 Morrongiello et al., 2014).

17 7 Despite the importance of accurate self-perception and parent-perception of a
18
19 8 child's aquatic skills, only limited research to date has focused on the relationship, and
20
21 9 more importantly, the degree of (dis)agreement between these perceptions and
22
23 10 children's actual aquatic skill levels (e.g., Costa et al., 2020; De Pasquale et al., 2020).
24
25 11 This limited research on aquatic skills is in stark contrast with the ever-increasing
26
27 12 reports of actual and perceived motor competence on dry land (De Meester et al., 2020;
28
29 13 Estevan & Barnett, 2018; Hulteen et al., 2020). There is an urgent need to close this
30
31 14 literature gap, and there is an associated need for validated tools to assess children's
32
33 15 actual and perceived aquatic skills. Accordingly, our aim in the present exploratory
34
35 16 study was to investigate the differences between young children's actual, self-perceived
36
37 17 and parent-perceived aquatic skills, considering their sex (boys vs. girls) and age group
38
39 18 (6-7 year-old vs. 8-9 year-old).
40
41
42
43
44
45
46

47 20 **Method**

49 21 This exploratory study used an observational, cross-sectional design and was
50
51 22 conducted in collaboration with six swimming schools located in **Flanders and the**
52
53 23 **Brussels Capital Region, Belgium**. Each of these swimming schools applied or were
54
55 24 inspired by the 'Baan 4' program (Roelandt et al., 2014; <https://www.baanvier.be>)
56
57 25 and/or awarded so-called 'Fredbrevet' swimming certificates (<https://friebrevet.be>). The
58
59
60

1 main principle of this educational swimming program is that both fundamental and
2 survival-related aquatic skills (e.g., floating, rotating, immersion, aquatic breathing,
3 treading water, etc.) must be mastered before children learn specific swimming strokes.

4 The core idea behind developing and obtaining a number of predefined aquatic
5 competencies in the sequence of certificate levels is to stimulate a transfer of learning
6 from practicing in an indoor swimming pool to skills and activities in more dynamic
7 and challenging aquatic environments, as suggested by Guignard and colleagues (2020).

8 *Participants*

9 By means of convenience sampling, we recruited participants (i.e., 6-9 year-old
10 children and one of their parents) from among attendees of the six swimming schools
11 mentioned above. Recruitment was done by personally addressing children's parents in
12 the entrance hall or cafeteria of the respective swimming pools. We excluded children
13 who did not speak Dutch, French or English, who had any known diseases, conditions
14 or disorders (e.g., obesity, intellectual disability, Down's syndrome, Ehlers Danlos
15 syndrome, etc.) and/or who were involved in official competitive swimming. We
16 required parents to provide their informed consent for their children's participation in
17 the study, and required additional consent and participation of one of the parents for
18 each eligible child. The local ethics committee granted approval for the study
19 procedures that were used ([B.U.N. 143201942643](#)).

20 A total of 134 children (56% boys; M age = 7.1, SD = 1.1 years) were eligible
21 and agreed to participate to the present study together with one of their parents (71.6%
22 mothers). Our study sample included 48 6-year-olds (35.8%), 42 7-year-olds (31.3%),
23 22 8-year-olds (16.4%) and 22 9-year-olds (16.4%). All children had some experience
24 in swimming lessons (i.e., one or two times a week depending on the local
25 organization), varying between half a year up to 6 years (M = 2.19, SD = 1.28 years).

1
2
3 1 *Procedure and measurements*
4

5 2 We collected data between October 2018 and February 2019 for 134 distinct
6
7 3 child-parent dyads. Nine out of the 134 participating parents provided the required
8
9 4 demographic information as well as their perceptions of the aquatic skills of two or
10
11 5 three of their children (i.e., eight parents and one parent, respectively). Measurements
12
13 6 took place at the participating children's respective swimming school facilities. All
14
15 7 children first completed the 'Pictorial Scale of Perceived Water Competence' (PSPWC;
16
17 8 Morgado et al., 2020) to assess their level of self-perceived aquatic skills (see details
18
19 9 below). Subsequently, they performed an 'Actual Aquatic Skills Test' (AAST) in the
20
21 10 water of the swimming pool, using the exact same 17 items included in the PSPWC.
22
23 11 **The order of completing the PSPWC and then the AAST was the same for all children.**

24
25
26
27
28 12 The AAST was administered by two final-year physiotherapy students completing their
29
30 13 master's thesis on this topic, with one of them being a qualified swimming instructor
31
32 14 (i.e., swimming coach with a European Qualifications Framework (EQF) level 1
33
34 15 certificate). Together with their supervisor, who had more than 30 years of experience
35
36 16 in swimming and sport pedagogy (i.e., swimming coach with an EQF level 4
37
38 17 certificate), these test administrators performed an interactive pilot interrater reliability
39
40 18 session with two children outside the study sample in order to reach mutual agreement
41
42 19 on the organization and specific assessment method of the AAST. Finally, a parent of
43
44 20 each child participating in the present study also had to complete the PSPWC to assess
45
46 21 their personal perception of their child's aquatic skills, doing so in a different room
47
48 22 from their child to avoid a mutual influence on test results. By analogy, parents were not
49
50 23 allowed to watch their child while completing the AAST in the swimming pool.

51
52
53
54
55
56 24 *Pictorial Scale of Perceived Water Competence (PSPWC)*. The PSPWC is a
57
58 25 pictorial questionnaire, still in development at the time of data collection. Its
59
60

1 development was driven by an international reference group consisting of academic
2 members from six different countries (i.e., Australia, Belgium, Canada, England,
3 Finland, and Portugal) with expertise in swimming, aquatic skills and/or perceived
4 competence. The validation of this assessment tool is currently ongoing (De Pasquale et
5 al., 2020; Morgado et al., 2020). The PSPWC aims to measure the child's (or others')
6 perceptions of a child's physical water competence, based on 17 different aquatic
7 situations that vary in complexity and the associated required skills. For the purpose of
8 the present study, the PSPWC was completed separately by both the child and one of
9 their parents. A presentation of the different items included in the PSPWC is available
10 in Table 1. For each of the aquatic skills included ($N = 17$), the scale depicts three
11 different levels of skill performance. Both the child and parent were instructed to choose
12 the picture that best resembled how the child would actually perform the aquatic skill
13 when asked to execute the test item in the water. Choosing the 1st level (i.e., picturing a
14 child being unable to execute the aquatic skill) yielded a score of '0'. When choosing
15 the 2nd level (i.e., picturing a child being partly able to execute the aquatic skill, and thus
16 in progress) or the 3rd level (i.e., picturing a child being fully able to execute the aquatic
17 skill), a score of '1' or '2' was awarded, respectively (Morgado et al., 2020). Since this
18 same scoring procedure was applied to each of the 17 different aquatic skills, the total
19 score of the PSPWC assessment ranged between 0 and 34.

20
21 [Insert Table 1 about here]

22
23 *Actual Aquatic Skills Test (AASST)*. All participating children were also asked to
24 perform an aquatic skills test in the swimming pool to assess their actual level of
25 physical water competence when executing the same 17 aquatic skills of the PSPWC in

1 the water, with a temperature of about 28-29°C. One test item was performed in shallow
2
3
4
5
6
7
8
9
10
11
12
13
14
15
16
17
18
19
20
21
22
23
24
25
26
27
28
29
30
31
32
33
34
35
36
37
38
39
40
41
42
43
44
45
46
47
48
49
50
51
52
53
54
55
56
57
58
59
60

1 the water, with a temperature of about 28-29°C. One test item was performed in shallow
2 water (i.e., water up to knee height in standing position), seven test items had to be
3 performed in deep water (i.e., head completely submerged in standing position) and
4 nine test items in a water depth in between (i.e., water at hip to shoulder level in
5 standing position). Each time, the same test leader (i.e., the assessor, who was also a
6 certified swimming coach as mentioned above) was responsible for guiding the child in
7 performing the AAST in the water and for awarding the child's actual aquatic skill score
8 per test item, while the other test leader (i.e., the assistant observer) noted each of these
9 scores on the data recording form standing on the edges of the pool. We used a plastic
10 card showing the different PSPWC test items as a visual support when a child seemed
11 not to fully understand the execution of a test item. When even the use of this card was
12 not sufficient for the child to reach a full understanding, the assessor self-demonstrated
13 the (3rd level of the) test item. Children were asked to perform each single test item or
14 aquatic skill as well as possible, according to their own ability. A child was allowed to
15 repeat the execution of a test item when it was clear that the requested aquatic skill was
16 not correctly understood or when the child was thought to be absent-minded or
17 distracted due to environmental factors. The score of a child's final execution of each
18 aquatic skill was used for data analysis. Despite being present in the water, the assessor
19 was not allowed to provide any physical support when the child was executing each of
20 the 17 different test items. Based on the observed performance per test item, a score of
21 '0', '1' or '2' was granted to the child by the assessor in line with the abovementioned
22 three aquatic skill levels and the scoring procedure of the PSPWC (i.e., a score of '0'
23 meaning unable, '1' meaning partly able, and '2' meaning fully able to execute the
24 aquatic skill). Summing all single test item scores together, the total score of this AAST
25 also ranged from 0 to 34.

1
2
3 1 perceived and aquatic skill levels. Descriptive statistics per type of aquatic skill
4
5 2 assessment according to children's sex and age group are presented in Table 3.
6
7
8 3
9

10 4 [Insert Tables 2 and 3 about here]
11
12 5
13
14

15 6 We investigated the differences, and thus the degree of (dis)agreement, between
16
17 7 the total scores of the AAST and PSPWC (as completed by both the participating
18
19 8 children and by one of their parents) using a three-way repeated measures ANCOVA.
20
21 9 **As** children's years of swimming school experience was a significant covariate ($F =$
22
23 10 $22.184; p < 0.001; \eta_p^2 = 0.147$), **we** adjusted for **it**. No main or interaction effects
24
25 11 regarding sex occurred. In addition to a main effect for type of assessment ($F = 12.421;$
26
27 12 $p < 0.001; \eta_p^2 = 0.163$) and children's age group ($F = 5.783; p < 0.018; \eta_p^2 = 0.043$), we
28
29 13 found a significant interaction effect between both of these factors ($F = 4.639; p <$
30
31 14 $0.011; \eta_p^2 = 0.068$). Looking more closely at the differences in total scores according to
32
33 15 the type of aquatic skill assessment within the group of 6-7 year-olds ($F = 12.899; p <$
34
35 16 $0.001; \eta_p^2 = 0.068$), we found children's AAST performance value to be significantly
36
37 17 higher than their self-perceived and parent-perceived aquatic skill levels ($p = 0.007$ and
38
39 18 $p < 0.001$, respectively). Also, the 6-7 year-old children's self-completed PSPWC total
40
41 19 score significantly exceeded the same outcome on the PSPWC as completed by the
42
43 20 parents ($p < 0.001$). A closer examination of the differences according to the type of
44
45 21 aquatic skill assessment among the 8-9 year-old children ($F = 10.374; p < 0.001; \eta_p^2 =$
46
47 22 0.336) showed that their AAST performance was also significantly higher than both the
48
49 23 self-perceived and parent-perceived aquatic skill levels ($p = 0.001$ and $p < 0.001$,
50
51 24 respectively). However, we did not find a significant difference between total scores of
52
53
54
55
56
57
58
59
60

1 the children's self-completed PSPWC compared to the parent-completed PSPWC
2 within the age group of 8-9 year-olds (see Figure 1).

3
4 [Insert Figure 1 about here]

5 6 **Discussion**

7 Previous research on children's actual and perceived motor competence has
8 mainly been performed in the context of motor skills executed on dry land. Given the
9 importance of child and parent perceptions of a child's actual aquatic skill level in
10 relation to water safety, we first demonstrated in this exploratory study the internal
11 consistency of the Pictorial Scale of Perceived Water Competence (PSPWC; Morgado
12 et al., 2020) as a new assessment tool covering 17 different fundamental aquatic skills
13 for children to be water safe. We then compared child-completed and parent-completed
14 PSPWC total scores as estimates of self-perceived and parent-perceived aquatic skill
15 competence to a perfectly aligned 'Actual Aquatic Skills Test' (AAST) in the water, in
16 order to examine the differences between young children's actual aquatic skills and
17 estimates of their self-perceived and parent-perceived aquatic skill competence.

18 Regarding children's self-perception of their actual aquatic skill levels, our
19 results showed that the total score on the self-completed PSPWC was lower than their
20 total score obtained on the AAST. Regardless of sex, however, the degree of
21 disagreement between both outcome measures was rather limited both in the 6-7 year-
22 old children ($\Delta = 1.43$) and the 8-9 year-old children ($\Delta = 1.62$), of whom the latter
23 registered higher scores for both types of assessment. Taking into account the score
24 range of our perfectly aligned assessment tools (see Estevan & Barnett, 2018 for a
25 discussion on the importance of aligning instruments), it can be suggested that these

1 young children generally hold a fairly realistic estimate of their aquatic skills. Yet, our
2 participants' somewhat lower perceptions are in contrast to recent findings from Costa
3 et al. (2020). Focusing on those skills identified by the literature as important for
4 drowning, these authors reported a divergence in 6-10 year-old children's actual and
5 perceived aquatic competence, with younger children (aged 6-7 years) being more likely
6 to overestimate their aquatic skill levels, especially if evaluated under more complex
7 conditions (*i.e.*, when wearing clothes in the water). Although controlling for the years
8 of swimming school experience in the present study, it should be noted that all
9 participating children were already enrolled in an educational swimming program built
10 around both fundamental and survival-related aquatic skills. Therefore, future research
11 in the aquatic skill context on the differences and/or the association between children's
12 actual and perceived competence (taking their age and sex into account) should apply a
13 broader recruitment strategy (e.g., through *elementary* schools), preferably also
14 considering participants' unique ecological system (e.g., their parents' engagement and
15 experiences in aquatic activities, the presence of pools or natural water in children's
16 everyday living environment, etc.). Investigators of children's land-based self-perceived
17 and actual motor skills have suggested that these self-perceptions impact on physical
18 activity participation and behavior, in that children with higher perceived motor
19 competence are generally more physically active (Robinson et al., 2015; Stodden et al.,
20 2008). Likewise, children's self-perception of their aquatic skill level may influence
21 their specific water-based movement and activity behavior as well as their motivation to
22 participate in aquatic recreation. However, this participation brings added risks that
23 make accurate estimates of skill competence (both by the children themselves as by
24 significant others) critically important, especially in an aquatic environment, given that
25 children tend to search for more challenging activities while playing (Brussoni et al.,

1
2
3 1 2012). Although never without danger, undertaking those more challenging or risky
4
5 2 activities is considered essential to ongoing physical development (Brussoni et al.,
6
7 3 2015).

4 In this study, children's actual aquatic skill levels (i.e., AAST total score) were
5 also compared against the parental perceptions of their child thereof (i.e., total score on
6 the parent-completed PSPWC). In the aquatic literature, Mercado et al. (2016)
7 previously reported a weak correlation between parental perceptions and children's
8 actual aquatic skills. These authors also found that the strength of the correlation
9 between the children's self-perceptions and the parental perceptions varied according to
10 the child's actual skill level in the water. The findings of Mercado et al. (2016)
11 indicated that both children and parents found it harder to accurately estimate a child's
12 aquatic skill level when the child was less skilled. In contrast, also using the PSPWC,
13 De Pasquale et al. (2020) found no association between 4-8 year-old children's and their
14 parent's perceptions of their swimming ability and reported that swimming level (i.e.,
15 beginner, intermediate or squad category, based on a standardized ranking system
16 created by the researchers) was positively associated with children's self-perception but
17 not with the parent's perceptions. De Pasquale et al. (2020) concluded that children
18 have a better understanding of their swim competence than their parents do, suggesting
19 parent education is needed. In the present study, we found that the total score on the
20 parent-completed PSPWC was significantly below the child-completed PSPWC total
21 score (and thus also inferior to children's AAST performance value) in the age group of
22 6-7 year-olds. However, in the 8-9 year-old children of our study sample no significant
23 difference between the parent-completed and the child-complete PSPWC occurred. This
24 means that the parental degree of disagreement relative to children's actual aquatic skill
25 levels is similar in somewhat older children (8-9 years; $\Delta = 1.39$), but more pronounced

1
2
3 1 in younger peers (6-7 years; $\Delta = 4.10$). Our overall finding of a lower parental estimate
4
5 2 in view of children's actual aquatic skill levels (as assessed by means of the AAST)
6
7 3 contradicts with results obtained from previous research, in which parents seemed to
8
9 4 overestimate their child(ren)'s actual aquatic skill level(s) (Langendorfer, 2011;
10
11 5 Morrongiello et al., 2013; Stanley & Moran, 2017). In the study of Morrongiello et al.
12
13 6 (2013), for example, children were following a swimming series of 10 lessons. Their
14
15 7 parents had to complete a 'swim ability checklist' twice, assessing their child's actual
16
17 8 aquatic skills at the end of the 3rd lesson and before the start of the 10th and final lesson.
18
19 9 The parental perceptions of the children's aquatic skills did not completely correspond
20
21 10 with their actual aquatic skills, indicating that parents overestimated what their children
22
23 11 had learned. However, the number of errors parents made in reliably judging their
24
25 12 child's swim ability decreased after a couple of swimming lessons and decreased even
26
27 13 more when parents were informed about their child's individual progress in aquatic skill
28
29 14 development during the lesson series (Morrongiello et al., 2013). Langendorfer (2011)
30
31 15 demonstrated that parents are more likely to think their child is sufficiently aquatically
32
33 16 skilled or can swim after following some swimming lessons even though this might not
34
35 17 be justified. This latter author suggested that parents made an 'undocumented
36
37 18 assumption' about their children's actual aquatic skillfulness. Similarly, other studies
38
39 19 have reported that parents often underestimate the degree of supervision that children
40
41 20 need in the context of aquatic recreation (Moran, 2009; Stanley & Moran, 2017). Hence,
42
43 21 as also stated earlier by De Pasquale et al. (2020), it is important to educate parents on
44
45 22 how to correctly assess their children's actual aquatic skill level (Morrongiello et al.,
46
47 23 2013; Stanley & Moran, 2017).

48
49 24 A major strength of our exploratory study was that we filled a research gap by
50
51 25 evaluating and comparing children's actual and perceived aquatic skill levels as well as
52
53
54
55
56
57
58
59
60

1 the difference between their actual and parental perceived aquatic skills. Moreover, we
2 based our assessments and comparisons on a newly developed and user-friendly
3 pictorial scale (PSPWC; Morgado et al., 2020), and also translated the 17 fundamental
4 and survival-related aquatic skills of the PSPWC into an ‘Actual Aquatic Skills Test’
5 (AAST) for children to perform in the water, which is different from more general
6 assessments of aquatic performance (e.g., swimming distance tests). As such, our
7 assessments of perceived and actual competence were perfectly aligned (Costa et al.,
8 2020; Bardid et al., 2019; De Meester et al., 2020; Estevan et al., 2019). This method is
9 recommended to future researchers and practitioners seeking to better understand and
10 monitor children’s actual and perceived aquatic skills across development in efforts to
11 assure water safety and encourage aquatic recreation in view of lifelong physical
12 activity (Langendorfer, 2015; Audrey et al., 2012; Hulteen et al., 2018). Using a
13 pictorial scale versus a traditional written questionnaire represents another strength of
14 the present study in that younger children can then visualize and more accurately
15 respond to descriptions of the different aquatic skill levels per test item as demonstrated
16 by De Pasquale et al. (2020) in their analysis of PSPWC self-perception reliability. **Yet,**
17 **a future research endeavor could be to further investigate test-retest reliability of both**
18 **instruments used. Furthermore,** there remains need for more research on children’s
19 actual and perceived skill competence in various movement contexts, which also
20 includes the aquatic environment, especially when considering the roles of age and sex
21 to gain more insight into (the development of) children’s (and significant others’)
22 perception of a child’s actual motor/water competence level (Estevan et al., 2018).

Limitations and Directions for Future Research

24 A main limitation of our research was our exclusive focus on the physical/motor
25 competence of children in an aquatic environment, using the AAST to assess their

1
2
3
4
5
6
7
8
9
10
11
12
13
14
15
16
17
18
19
20
21
22
23
24
25
26
27
28
29
30
31
32
33
34
35
36
37
38
39
40
41
42
43
44
45
46
47
48
49
50
51
52
53
54
55
56
57
58
59
60

1 actual skill levels. The concept of water competence in relation to drowning prevention
2 is much broader than these 17 test items, and its assessment could be expanded to one's
3 knowledge of local hazards as well as appropriate attitudes and values in relation to an
4 aquatic environment. In their book on aquatic readiness, Langendorfer and Bruya
5 (1995) introduced the term 'water competence' as *the "proficiency in a wide variety of*
6 *aquatic skills, knowledges, and values"* (p2). Future research will need to combine the
7 assessment (both actual and perceived) of aquatic skills and the perception of risk
8 affordances in different aquatic environments, such as indoor swimming versus open
9 water circumstances. After all, one's water competence is largely influenced by
10 conditions of the task-specific aquatic environment (e.g., water temperature, depth,
11 current). The particular skills demonstrated to be effective in guaranteeing water safety
12 and survival in one aquatic environment may not automatically transfer to another one
13 (Quan et al., 2015; Stallman et al., 2017).

14 Another limitation is that 71.6% of the parents completing the PSPWC on the
15 perceived aquatic skills of their child(ren) were female/mothers, making generalization
16 to larger male parent samples more questionable as fathers were underrepresented in the
17 present study sample. However, in order to be able to compare the estimates of mothers
18 and fathers regarding children's aquatic skill levels, both parents of one and the same
19 child should be included in future studies on the topic.

20 The fact that all participating children were already involved in a swimming
21 school (located in **Flanders and the Brussels Capital Region, Belgium**), might be
22 considered as another drawback of the present study, since this narrow sub-population
23 might have been more self-aware of their aquatic skill competence. In particular, those
24 children and parents not being part of such a program may be those who are most at risk
25 for misaligned perceptions in view of children's actual skill competence in the water.

1 Social patterning and privileges in sport education, and in swimming in particular, have
2 been cited as problematic (Audrey et al., 2012). Earlier experience in aquatics (or the
3 lack thereof) both among children and their parents should thus be considered in future
4 research in order to test the hypothesis that (a lack of) previous experience with
5 swimming and/or moving in an aquatic environment might influence the self-perception
6 or parental perception of children's skills.

7 **Conclusion**

8 To summarize, this exploratory study contributed to the ongoing validation of
9 the Pictorial Scale of Perceived Water Competence (PSPWC; Morgado et al., 2020) and
10 represents a key advance in assessing both children's actual and perceived aquatic skills
11 as well as their mutual relationship and degree of agreement, using aligned perception
12 and competency instruments. We found a high internal consistency of the 17 included
13 test items, meaning that **the total scores of** both the PSPWC and the AAST can be used
14 as a **reliable** main outcome variable for assessing perceived and actual aquatic skill
15 levels, **respectively**. Further, our analysis of within-subject differences between the total
16 scores on the AAST performed by the children and the PSPWC completed by both the
17 children and one of their parents, showed that both parties provided a lower estimate
18 when compared to the child's actual aquatic skill level. This degree of disagreement
19 against the AAST was more pronounced among parents than children aged 6-7 years,
20 whereas the parental estimate was found to be similar to that of children aged 8-9 years.
21 Therefore, children's actual aquatic skill level should be considered an interesting and
22 necessary consideration in future research on perceived competence (both by the
23 children themselves and significant others) in a water-based movement context.

24 The findings from our exploratory study may form the basis of future research
25 into aquatic skills, water competence and water safety. Notwithstanding this research,

1
2
3 1 future investigators should focus on a broader recruitment with sufficient participants of
4
5 2 both sexes in different age groups from different (cultural/educational) backgrounds and
6
7 3 with attention to a broader range of aquatic skills and contexts. A promising research
8
9 4 avenue is to study the clustered data on different related concepts: actual aquatic skills,
10
11 5 perceived aquatic skills, perceived risk of danger and risk-taking propensity. It can be
12
13 6 interesting to analyze children's and (pre)adolescents' profiles combining these
14
15 7 outcomes depending on (relatively) high(er) or low(er) scores and to examine in more
16
17 8 detail the distribution across clusters related to age, sex and aquatic experience. The
18
19 9 cluster most at risk for drowning would likely consist of those children and
20
21 10 (pre)adolescents, who overestimate their own aquatic skills and underestimate drowning
22
23 11 risks. Longitudinal research on the topic is also encouraged.

24
25
26
27
28 12 Even though the PSPWC was developed to use among children for assessing
29
30 13 their perceived aquatic skills, it also offers possibilities to be used among adult
31
32 14 caregivers, such as parents, supervisors and educators. Moreover, these adults'
33
34 15 perceptions of children's aquatic skill levels are vital in order to follow and stimulate a
35
36 16 developmental approach and safe progression in water competence and associated
37
38 17 aquatic children's activities. In efforts to develop children's water safety awareness, it
39
40 18 may be important to let them take and learn to manage risks under supervision, as
41
42 19 gradually stimulating anxiety and emotional engagement in learning water competence
43
44 20 is an important safety principle (Guignard et al., 2020). Therefore, aquatic educators
45
46 21 should focus on relevant transferable skills and self-regulatory behaviors for children
47
48 22 while being in, on and around water. It is necessary for them to function and be safe in a
49
50 23 more dynamic aquatic environment outside the quite stable conditions of an indoor
51
52 24 swimming pool (Guignard et al., 2020). Education and transfer of water competence
53
54 25 (i.e., aquatic skills, knowledge, and values; Langendorfer & Bruya, 1995) still requires a
55
56
57
58
59
60

1 professional and holistic approach to cope with various aquatic environments, including
2 indoor and outdoor swimming pools, lakes, rivers and oceans (Guignard et al., 2020).
3 Therefore, aquatic learners require a wide repertoire of self-regulatory behaviors, such
4 as awareness of obstacles, water properties and potential dangers, floating and moving
5 depending on the context, accurate decision making, and emotional control. These
6 additional focus points can be thought and developed both in school curricula and extra-
7 curricular water recreation training. In addition, there is a concomitant need for effective
8 initiatives to raise parental awareness and education in this respect.

- 1
2
3 1 *Journal of Environmental Research and Public Health*, 12(6), 6423-6454.
4
5 2 <https://doi.org/10.3390/ijerph120606423>.
6
7
8 3 Brussoni, M., Olsen, L. L., Pike, I., & Sleet, D. A. (2012). Risky play and children's
9
10 4 safety: balancing priorities for optimal child development. *International Journal of*
11
12 5 *Environmental Research and Public Health*, 9(9), 3134-3148.
13
14 6 <https://doi.org/10.3390/ijerph9093134>
15
16
17 7 Coppens, N.M. (1986). Cognitive characteristics as predictors of children's
18
19 8 understanding of safety and prevention. *Journal of Pediatric Psychology*, 11(2),
20
21 9 189-202. <https://doi.org/10.1093/jpepsy/11.2.189>
22
23
24 10 Costa, A. M., Frias, A., Ferreira, S. S., Costa, M. J., Silva, A. J., & Garrido, N. D.
25
26 11 (2020). Perceived and real aquatic competence in children for 6 to 10 years old.
27
28 12 *International Journal of Environmental Research and Public Health*, 17(17), 6101-
29
30 13 6119. <https://doi.org/10.3390/ijerph17176101>
31
32
33 14 De Meester, A., Barnett, L. M., Brian, A., Bowe, S. J., Jiménez-Díaz, J., Van Duyse, F.,
34
35 15 Irwin, M. J., Stodden, D. F., D'Hondt, E., Lenoir, M. & Haerens, L. (2020). The
36
37 16 relationship between actual and perceived motor competence in children,
38
39 17 adolescents and young adults: a systematic review and meta-analysis. *Sports*
40
41 18 *Medicine*, 50(11), 2001-2049. <https://doi.org/10.1007/s40279-020-01336-2>
42
43
44 19 De Meester, A., Maes, J., Stodden, D. F., Cardon, G., Goodway, J. D., Lenoir, M., &
45
46 20 Haerens, L. (2016). Identifying profiles of actual and perceived motor competence
47
48 21 among adolescents: associations with motivation, physical activity, and sports
49
50 22 participation. *Journal of Sports Sciences*, 34(21), 2027-2037.
51
52 23 <https://doi.org/10.1080/02640414.2016.1149608>
53
54
55 24 De Pasquale, C., Morgado, L. D. S., Jidovtseff, B., De Martelaer, K., & Barnett, L. M.
56
57 25 (2020). Utility of a scale to assess Australian children's perceptions of their
58
59
60

1
2
3
4
5
6
7
8
9
10
11
12
13
14
15
16
17
18
19
20
21
22
23
24
25
26
27
28
29
30
31
32
33
34
35
36
37
38
39
40
41
42
43
44
45
46
47
48
49
50
51
52
53
54
55
56
57
58
59
60

1 swimming competence and factors associated with child and parent perception.

2 *Health Promotion Journal of Australia*. Early view.

3 <https://doi.org/10.1002/hpja.404>

4 Duncan, M. J., Jones, V., O'Brien, W., Barnett, L. M., & Eyre, E. L. J. (2018). Self-
5 perceived and actual motor competence in young British children. *Perceptual*
6 *and Motor Skills*, 125(2), 251-264. <https://doi.org/10.1177/0031512517752833>

7 Estevan, I., & Barnett, L. M. (2018). Considerations related to the definition,
8 measurement and analysis of perceived motor competence. *Sports Medicine*,
9 48(12), 2685–2694. <https://doi.org/10.1007/s40279-018-0940-2>

10 Estevan, I., Molina-García, J., Bowe, S. J., Álvarez, O., Castillo, I., & Barnett L. M.
11 (2018). Who can best report on children's motor competence: parents, teachers, or
12 the children themselves? *Psychology of Sport and Exercise*, 34, 1-9.
13 <https://doi.org/10.1016/j.psychsport.2017.09.002>

14 Estevan, I., Molina-García, J., Queralta, A., Bowe, S. J., Abbott, G., & Barnett, L. M.
15 (2019). The new version of the pictorial scale of Perceived Movement Skill
16 Competence in Spanish children: evidence of validity and reliability. *RICYDE*.
17 *Revista Internacional de Ciencias del Deporte*, 55(15), 35-54.
18 <https://doi.org/10.5232/ricyde2019.05503>

19 Frost, J., & McKelvie, S. J. (2004). Self-Esteem and body satisfaction in male and
20 female elementary school, high School, and university students. *Sex Roles*, 51(1),
21 45–54. <https://doi.org/10.1023/b:sers.0000032308.90104.c6>

22 Guignard, B., Button, C., Davids, K., & Seifert, L. (2020). Education and transfer of
23 water competencies: an ecological dynamics approach. *European Physical*
24 *Education Review*, 26(4), 938–953. <https://doi.org/10.1177/1356336x20902172>

- 1
2
3 1 Hall, C. J. S, Eyre, E. L. J., Oxford, S. W., & Duncan, M. J. (2019). Does perception of
4
5 2 motor competence mediate associations between motor competence and physical
6
7 3 activity in early years children? *Sports (Basel)*, 7(4), 77-88.
8
9
10 4 <https://doi.org/10.3390/sports7040077>
11
12 5 Harter, S. (1982). The Perceived Competence Scale for Children. *Child Development*,
13
14 6 53(1), 87-97. <https://doi.org/10.2307/1129640>
15
16
17 7 Harter, S. (1996). Scholastic motivation, In self-esteem. In J. Juvonen & K. R. Wentzel
18
19 8 (Eds.), *Social motivation: understanding children's school adjustment* (pp 11-43).
20
21 9 Cambridge University Press.
22
23
24 10 Harter, S. (1999). *The construction of the self: a developmental perspective*. Guilford
25
26 11 Press.
27
28
29 12 Hulteen, R. M., Barnett, L. M., Morgan, P. J., Robinson L. E., Barton, C. J., Wrotniak,
30
31 13 B. H., Lubans, D. R. (2018). Development, content validity and test-retest
32
33 14 reliability of the Lifelong Physical Activity Skills Battery in adolescents. *Journal of*
34
35 15 *Sports Sciences*, 36(20), 2358-2367.
36
37 16 <https://doi.org/10.1080/02640414.2018.1458392>
38
39
40 17 Hulteen, R. M., Barnett, L. M., True, L., Lander, N. J., Cruz, B. D. P., & Lonsdale, C.
41
42 18 (2020). Validity and reliability evidence for motor competence assessments in
43
44 19 children and adolescents: a systematic review. *Journal of Sports Sciences*,
45
46 20 38(15), 1717–1798. <https://doi.org/10.1080/02640414.2020.1756674>
47
48
49 21 Hulteen, R. M., Smith, J. J., Morgan, P. J., Barnett, L. M., Hallal, P. C., Colyvas, K., &
50
51 22 Lubans, D. R. (2017). Global participation in sport and leisure-time physical
52
53 23 activities: a systematic review and meta-analysis. *Preventive Medicine*, 95, 14-25.
54
55 24 <https://doi.org/j/ypmed.2016.11.027>
56
57
58
59
60

1
2
3
4
5
6
7
8
9
10
11
12
13
14
15
16
17
18
19
20
21
22
23
24
25
26
27
28
29
30
31
32
33
34
35
36
37
38
39
40
41
42
43
44
45
46
47
48
49
50
51
52
53
54
55
56
57
58
59
60

- 1 Kennedy, J., Brown, T., & Chien, C.-W. (2012). Motor skill assessment of children: is
2 there an association between performance-based, child-report, and parent-report
3 measures of children's motor skills? *Physical and Occupational Therapy in*
4 *Pediatrics*, 32(2), 196–209. <https://doi.org/10.3109/01942638.2011.631101>
- 5 Lalor, A., Brown, T., & Murdolo, Y. (2016). Relationship between children's
6 performance-based motor skills and child, parent, and teacher perceptions of
7 children's motor abilities using self/informant-report questionnaires. *Australian*
8 *Occupational Therapy Journal*, 63(2), 105-116. [https://doi.org/10.1111/1440-
9 1630.12253](https://doi.org/10.1111/1440-1630.12253)
- 10 Langendorfer, S. J. (2011). Considering drowning, drowning prevention, and learning to
11 swim. *International Journal of Aquatic Research and Education*, 5(3), 236–243.
12 <https://doi.org/10.25035/ijare.05.03.02>
- 13 Langendorfer, S. J. (2015). Changing learn-to-swim and drowning prevention using
14 aquatic readiness and water competence. *International Journal of Aquatic*
15 *Research and Education*, 9(1), 4–11. <https://doi.org/10.25035/ijare.09.01.02>
- 16 Langendorfer, S. J., & Bruya, L. D. (1995). *Aquatic readiness: developing water*
17 *competence in young children*. Human Kinetics.
- 18 Liong, G. H. E., Ridgers, N. D., & Barnett, L. M. (2015). Associations between skill
19 perceptions and young children's actual fundamental movement skills.
20 *Perceptual and Motor Skills*, 120(2), 591–603.
21 <https://doi.org/10.2466/10.25.pms.120v18x2>
- 22 Logan, S. W., Webster, E. K., Getchell, N., Pfeiffer, K. A., & Robinson, L. E. (2015).
23 Relationship between fundamental motor skill competence and physical activity
24 during childhood and adolescence: a systematic review. *Kinesiology Review*,
25 4(4), 416–426. <https://doi.org/10.1123/kr.2013-0012>

- 1
2
3 1 Losier G. F., & Vallerand, R. J. (1994). The temporal relationship between perceived
4
5 2 competence and self-determined motivation. *The Journal of Social Psychology*,
6
7 3 *134*(6), 793-801. <https://doi.org/10.1080/00224545.1994.9923014>
8
9
10 4 Matthews, B. L., & Franklin, R. C. (2018). Examination of a pilot intervention program
11
12 5 to change parent supervision behaviour at Australian public swimming pools.
13
14 6 *Health Promotion Journal of Australia*, *29*(2), 153-159.
15
16 7 <https://doi.org/10.1002/hpja.37>
17
18
19 8 Mercado, M. C., Quan, L., Bennett, E., Gilchrist, J., Levy, B. A., Robinson, C. L.,
20
21 9 Wendorf, K., Gangan Fife, M. A., Stevens, M. R., & Lee, R. (2016). Can you
22
23 10 really swim? Validation of self and parental reports of swim skill with an
24
25 11 inwater swim test among children attending community pools in Washington
26
27 12 State. *Injury Prevention*, *22*(4), 253–260. [https://doi.org/10.1136/injuryprev-](https://doi.org/10.1136/injuryprev-2015-041680)
28
29 13 [2015-041680](https://doi.org/10.1136/injuryprev-2015-041680)
30
31
32
33 14 Moran, K. (2009). Parent/caregiver perceptions and practice of child water safety at the
34
35 15 beach. *International Journal of Injury Control and Safety Promotion*, *16*(4),
36
37 16 215–221. <https://doi.org/10.1080/17457300903307045>
38
39
40 17 Moran, K., Stallman, R. K., Kjendlie, P-L., Dahl, D., Blitvich, J.D., Petrass, L. A.,
41
42 18 McElroy, G. K., Goya, T., Teramoto, K., Matsui, A., & Shimongata, S. (2012).
43
44 19 Can you swim? An exploration of measuring real and perceived water
45
46 20 competency. *International Journal of Aquatic Research and Education*, *6*(2),
47
48 21 122-135. <https://doi.org/10.25035/ijare.06.02.04>
49
50
51 22 Morgado, L. D. S., De Martelaer, K., D'Hondt, E., Barnett, L. M., Costa, A. M.,
52
53 23 Howells, K., Sääkslahti, A., & Jidovtseff, B. (2020). Pictorial Scale of Perceived
54
55 24 Water Competence (PSPWC): Testing Manual. Early Years SIG, AIESEP.
56
57 25 <http://hdl.handle.net/2268/246746>
58
59
60

1
2
3
4
5
6
7
8
9
10
11
12
13
14
15
16
17
18
19
20
21
22
23
24
25
26
27
28
29
30
31
32
33
34
35
36
37
38
39
40
41
42
43
44
45
46
47
48
49
50
51
52
53
54
55
56
57
58
59
60

- 1 Morrongiello, B. A., Sandomierski, M., Schwebel, D. C., & Hagel, B. (2013). Are
2 parents just treading water? The impact of participation in swim lessons on
3 parents' judgments of children's drowning risk, swimming ability, and
4 supervision needs. *Accident Analysis and Prevention*, *50*, 1169–1175.
5 <https://doi.org/10.1016/j.aap.2012.09.008>
- 6 Morrongiello, B. A., Sandomierski, M., & Spence, J. R. (2014). Changes over swim
7 lessons in parents' perceptions of children's supervision needs in drowning risk
8 situations: "His swimming has improved so now he can keep himself safe".
9 *Health Psychology*, *33*(7), 608–615. <https://doi.org/10.1037/a0033881>
- 10 Niemistö, D., Barnett, L. M., Cantell, M., Finni, T., Korhonen, E., & Sääkslahti, A.
11 (2019). Socioecological correlates of perceived motor competence in 5- to
12 7-year-old Finnish children. *Scandinavian Journal of Medicine and Science in*
13 *Sports*, *29*(5), 753–765. <https://doi.org/10.1111/sms.13389>
- 14 O'Neill, J. R., Williams, H. G., Pfeiffer, K. A., Dowda, M., McIver, K. L., Brown, W.
15 H., & Pate, R. R. (2014). Young children's motor skill performance:
16 relationships with activity types and parent perception of athletic competence.
17 *Journal of Science and Medicine in Sport*, *17*(6), 607-610.
18 <https://doi.org/10.1016/j.jsams.2013.10.253>
- 19 Petrass, L. A., Blitvich, J. D., McElroy, G. K., Harvey, J., & Moran, K. (2012). Can you
20 swim? Self-report and actual swimming competence among young adults in
21 Ballarat, Australia. *International Journal of Aquatic Research and Education*,
22 *6*(2), 136-148. <https://doi.org/10.25035/ijare.06.02.05>
- 23 Petrass, L.A., & Blitvich, J.D. (2014). Preventing adolescent drowning: understanding
24 water safety knowledge, attitudes and swimming ability. The effect of a short



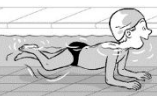









- 1
2
3 1 water safety intervention. *Accident Analysis and Prevention*, 70, 188-194.
4
5 2 <https://doi.org/10.1016/j.aap.2014.04.006>
6
7
8 3 Potard, C., Courtois, R., Clarisse, R., Le Floc'h, N., Thomine, M., & Réveillère, C.
9
10 4 (2016). Influence de la maturation pubertaire et de l'estime de soi corporelle sur
11
12 5 la sexualité à l'adolescence [Pubertal maturation, physical self-esteem and
13
14 6 sexuality in a sample of French adolescents]. *L'Encéphale*, 42(2), 138–143.
15
16 7 <https://doi.org/10.1016/j.encep.2015.12.015>
17
18
19 8 Raudsepp, L., & Liblik, R. (2002). Relationship of perceived and actual motor
20
21 9 competence in children. *Perceptual and Motor Skills*, 94(3), 1059-1070.
22
23 10 <https://doi.org/10.2466/pms.2002.94.3c.1059>
24
25
26 11 Robinson, L. E., Stodden, D. F., Barnett, L. M., Lopes, V. P., Logan, S. W., Rodrigues,
27
28 12 L. P., & D'Hondt, E. (2015). Motor competence and its effect on positive
29
30 13 developmental trajectories of health. *Sports Medicine*, 45(9), 1273–1284.
31
32 14 <https://doi.org/10.1007/s40279-015-0351-6>
33
34
35 15 Quan, L., Ramos, W., Harvey, C., Kublick, L., Langendorfer, S., Lees, T. A., Fielding,
36
37 16 R. R., Dalke, S., Barry, C., Shook, S., & Werniciki, P. (2015). Toward defining
38
39 17 water competency: An American Red Cross definition. *International Journal of*
40
41 18 *Aquatic Education Research and Education*, 9(1), 12-23.
42
43 19 <https://doi.org/10.25035/ijare.09.01.03>
44
45
46 20 Roelandt, F., Van Gerven, P., Soons, B., & Van Schuylenbergh, R. (2014). *Een leerlijn*
47
48 21 *zwemmen: safe and simple*. Uitgeverij Acco.
49
50
51 22 Rudisill, M. E., Mahar, M. T., & Meaney, K. S. (1993). The relationship between
52
53 23 children's perceived and actual motor competence. *Perceptual and Motor Skills*,
54
55 24 76(3), 895–906. <https://doi.org/10.2466/pms.1993.76.3.895>
56
57
58
59
60

- 1
2
3 1 Slykerman, S., Ridgers, N. D., Stevenson, C., & Barnett, L. M. (2016). How important
4
5 2 is young children's actual and perceived movement skill competence to their
6
7 3 physical activity? *Journal of Science and Medicine in Sport*, 19(6), 488–492.
8
9 4 <https://doi.org/10.1016/j.jsams.2015.07.002>
10
11
12 5 Szpilman, D. S., Mello, D. B., Queiroga, A. C., & Emygdio, R. F. (2020). Association
13
14 6 of drowning mortality with preventive interventions: a quarter of a million
15
16 7 deaths evaluation in Brazil. *International Journal of Aquatic Research and*
17
18 8 *Education*, 12(2), Article 3. <https://doi.org/10.25035/ijare.12.02.03>
19
20
21 9 Stallman, R. K., Moran, K., Brenner, R. A., & Rahman, A. (2014). Swimming and
22
23 10 water survival competence. In J.J.L.M. Bierens (Ed.) *Drowning: Prevention,*
24
25 11 *rescue, treatment* (pp.197-206). Springer.
26
27
28 12 Stallman, R. K., Moran, K., Quan, L., & Langendorfer, S. (2017). From swimming skill
29
30 13 to water competence: towards a more inclusive drowning prevention future.
31
32 14 *International Journal of Aquatic Research and Education*, 10(2), Article 3.
33
34 15 <https://doi.org/10.25035/ijare.10.02.03>
35
36
37 16 Stanley, T., & Moran, K. (2017). Parental perceptions of water competence and
38
39 17 drowning risk for themselves and their children in an open water environment.
40
41 18 *International Journal of Aquatic Research and Education*, 10(1), Article 4.
42
43 19 <https://doi.org/10.25035/ijare.10.01.04>
44
45
46 20 Stodden, D. F., Goodway, J. D., Langendorfer, S. J., Robertson, M. A., Rudisill, M. E.,
47
48 21 Garcia, C., & Garcia, L. E. (2008). A developmental perspective on the role of
49
50 22 motor skill competence in physical activity: an emergent relationship. *Quest*,
51
52 23 60(2), 290–306. <https://doi.org/10.1080/00336297.2008.10483582>
53
54
55
56
57
58
59
60

- 1 Taylor, D. H., Franklin R. C., & Peden, A. E. (2020). Aquatic competencies and
2 drowning prevention in children 2-4 years: a systematic review. *Safety*, 6(2), 31-
3 45. <https://doi.org/10.3390/safety6020031>
- 4 Terzidis, A., Koutroumpa, A., Skalkidis, I., Matzavakis, I., Malliori, M., Frangakis, C.
5 E., DiScala, C., & Petridou, E. T. (2007). Water safety: age-specific changes in
6 knowledge and attitudes following a school-based intervention. *Injury*
7 *Prevention*, 13(2), 120–124. <https://doi.org/10.1136/ip.2006.014316>
- 8 Toftegaard-Stoekel, J., Groenfeldt, V., & Andersen, L. B. (2010). Children’s self-
9 perceived bodily competencies and associations with motor skills, body mass
10 index, teachers’ evaluations, and parents’ concerns. *Journal of Sports Sciences*,
11 28(12), 1369–1375. <https://doi.org/10.1080/02640414.2010.510845>
- 12 Weiss, J., & American Academy of Pediatrics Committee on Injury, Violence, and
13 Poison Prevention (2010). Prevention of drowning. *Pediatrics*, 126(1), e253–
14 e262. <https://doi.org/10.1542/peds.2010-1265>
- 15 World Health Organization (2014). *Global report on drowning: preventing a leading*
16 *killer*.
17 https://apps.who.int/iris/bitstream/handle/10665/143893/9789241564786_eng.pdf
18 [f](https://apps.who.int/iris/bitstream/handle/10665/143893/9789241564786_eng.pdf)
- 19 World Health Organization (2020, February). *Drowning*. [https://www.who.int/news-](https://www.who.int/news-room/fact-sheets/detail/drowning)
20 [room/fact-sheets/detail/drowning](https://www.who.int/news-room/fact-sheets/detail/drowning)

1
2
3
4
5
6
7
8
9
10
11
12
13
14
15
16
17
18
19
20
21
22
23
24
25
26
27
28
29
30
31
32
33
34
35
36
37
38
39
40
41
42
43
44
45
46


Table 1. Pictures of the three different levels per aquatic skill or test item included in the ‘Pictorial Scale of Perceived Water Competence’ (PSPWC, *N* = 17).

Aquatic skill or test item	Level Unable to execute the aquatic skill ‘0’	Partly able to execute the aquatic skill (in progress) ‘1’	Fully able to execute the aquatic skill ‘2’
1. Moving forward using hand			
2. Walking in water			
3. Blowing bubbles under water			
4. Catching objects under water			

5. Floating on the back



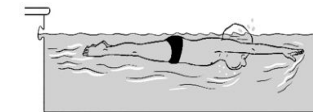
6. Floating on the front



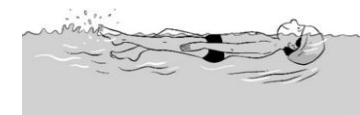
7. Water entry by gliding



8. Pushing from the wall and gliding under water



9. Leg propulsion on the back



1
2
3
4
5
6
7
8
9
10
11
12
13
14
15
16
17
18
19
20
21
22
23
24
25
26
27
28
29
30
31
32
33
34
35
36
37
38
39
40
41
42
43
44
45
46

1
2
3
4
5
6
7
8
9
10
11
12
13
14
15
16
17
18
19
20
21
22
23
24
25
26
27
28
29
30
31
32
33
34
35
36
37
38
39
40
41
42
43
44
45
46

10. Leg propulsion on the front



11. Water entry by jumping



12. Water entry by diving



13. Water exit by climbing out



14. Vertical treading water



1
2
3
4
5 **15. Turning from the**
6 **front to the back in**
7 **aligned position**
8
9



10
11
12 **16. Changing**
13 **direction while**
14 **swimming on the**
15 **front**
16



17
18
19 **17. Turning from the**
20 **back to the front or**
21 **transverse rotation**
22
23



24
25 See <http://hdl.handle.net/2268/246746> for the most recent test manual including all pictures of the Pictorial Scale of Perceived Water Competence (PSPWC; Morgado et al., 2020).
26
27
28
29
30
31
32
33
34
35
36
37
38
39
40
41
42
43
44
45
46

1
2
3
4
5
6
7
8
9
10
11
12
13
14
15
16
17
18
19
20
21
22
23
24
25
26
27
28
29
30
31
32
33
34
35
36
37
38
39
40
41
42
43
44
45
46

Table 2. Internal consistency per type of aquatic skill assessment.

Test statistic	AAST	PSPWC	
		Self-completed	Parent-completed
Cronbach's α	.932*	.871*	.932*

AAST: Actual Aquatic Skills Test; PSPWC: Pictorial Scale of Perceived Water Competence.

*Cronbach's $\alpha > .70$.

Table 3. Descriptive statistics per type of aquatic skill assessment according to children's sex and age group.

	CHILDREN						PARENTS	
	Girls (<i>n</i> = 59)		Boys (<i>n</i> = 75)		ALL (<i>N</i> = 134)		(N = 134)	
Type of aquatic skill assessment	6-7 year-olds (<i>n</i> = 44)	8-9 year-olds (<i>n</i> = 15)	6-7 year-olds (<i>n</i> = 46)	8-9 year-olds (<i>n</i> = 29)	6-7 year-olds (<i>n</i> = 90)	8-9 year-olds (<i>n</i> = 44)	6-7 year-old children (<i>n</i> = 90)	8-9 year-old children (<i>n</i> = 44)
Actual aquatic skill level ^o (AAST)	30.45 ± 5.38	33.40 ± 1.06	30.74 ± 5.51	33.38 ± 1.02	30.60 ± 5.42	33.39 ± 1.02	-	-
Self-perceived aquatic skill level ^o (PSPWC, Self-completed)	28.30 ± 5.72	31.73 ± 2.69	30.00 ± 5.29	31.79 ± 3.01	29.17 ± 5.54	31.77 ± 2.87	-	-
Parent-perceived aquatic skill level ^o (PSWPC, Parent-completed)	-	-	-	-	-	-	26.50 ± 6.65	32.00 ± 2.53

N/n = number of participants; ^o Score range: 0-34; AAST: Actual Aquatic Skills Test; PSPWC: Pictorial Scale of Perceived Water Competence.

1
2
3
4
5
6
7
8
9
10
11
12
13
14
15
16
17
18
19
20
21
22
23
24
25
26
27
28
29
30
31
32
33
34
35
36
37
38
39
40
41
42
43
44
45
46
47
48
49
50
51
52
53
54
55
56
57
58
59
60

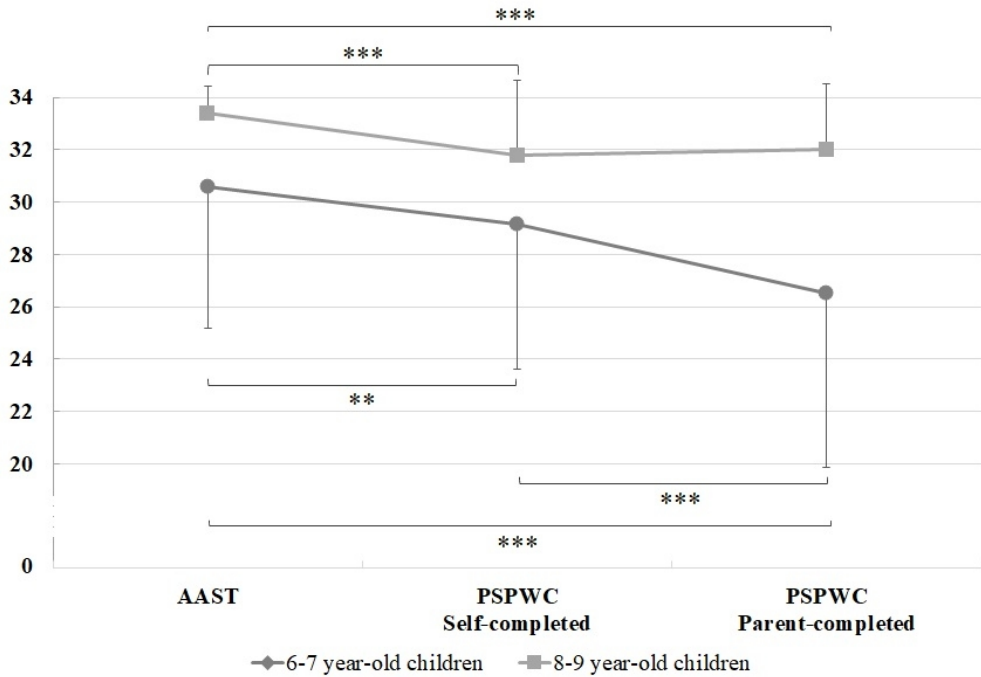


Figure 1. Visualisation of the INTERACTION EFFECT between type of aquatic skill assesement (i.e., Actual Aquatic Skills Test (AAST) vs. Self-completed and Parent-completed Pictorial Scale of Perceived Water Competence (PSPWC); within-subjects factor) and children’s age group (i.e., 6-7 year-olds vs. 8-9 year-olds; between-subjects factor). Asteriks indicate a significant difference between the totals scores within each individual age group (with ***p ≤ 0.001 and **p < 0.01).

225x157mm (96 x 96 DPI)