

This is a self-archived version of an original article. This version may differ from the original in pagination and typographic details.

Author(s): Fouilloux, Chloe A.; Serrano Rojas, Shirley Jennifer; Carvajal-Castro, Juan David; Valkonen, Janne K.; Gaucher, Philippe; Fischer, Marie-Therese; Pašukonis, Andrius; Rojas, Bibiana

Title: Pool choice in a vertical landscape : Tadpole-rearing site flexibility in phytotelm-breeding frogs

Year: 2021

Version: Published version

Copyright: © 2021 the Authors

Rights: CC BY 4.0








Rights url: <https://creativecommons.org/licenses/by/4.0/>

Please cite the original version:

Fouilloux, C. A., Serrano Rojas, S. J., Carvajal-Castro, J. D., Valkonen, J. K., Gaucher, P., Fischer, M., Pašukonis, A., & Rojas, B. (2021). Pool choice in a vertical landscape : Tadpole-rearing site flexibility in phytotelm-breeding frogs. *Ecology and Evolution*, 11(13), 9021-9038.
<https://doi.org/10.1002/ece3.7741>

ORIGINAL RESEARCH

Pool choice in a vertical landscape: Tadpole-rearing site flexibility in phytotelm-breeding frogs

Chloe A. Fouilloux¹  | Shirley Jennifer Serrano Rojas²  |
 Juan David Carvajal-Castro^{3,4}  | Janne K. Valkonen¹  | Philippe Gaucher⁵ |
 Marie-Therese Fischer²  | Andrius Pašukonis^{2,6}  | Bibiana Rojas¹ 

¹Department of Biological and Environmental Science, University of Jyväskylä, Jyväskylä, Finland

²Department of Biology, Stanford University, Stanford, CA, USA

³Instituto de Investigación de Recursos Biológicos Alexander von Humboldt, Bogotá, Colombia

⁴Department of Biological Sciences, St. John's University, Queens, NY, USA

⁵USR LEEISA—Laboratoire Ecologie, Evolution, Interactions des Systèmes Amazoniens, CNRS-Guyane, Cayenne, French Guiana

⁶Centre d'Ecologie Fonctionnelle et Evolutive, CNRS, Montpellier Cedex 5, France

Correspondence

Andrius Pašukonis, Department of Biology, Stanford University, 371 Jane Stanford Way, Stanford, CA 94305, USA.
 Email: apasukonis@stanford.edu

Bibiana Rojas, Department of Biology and Environmental Sciences, University of Jyväskylä, PO Box 35, Jyväskylä, FI 40001, Finland.
 Email: bibiana.rojas@ju.fi

Chloe Fouilloux, Department of Biology and Environmental Sciences, University of Jyväskylä, PO Box 35, Jyväskylä, FI 40001, Finland.
 Email: chloe.a.fouilloux@ju.fi

Funding information

This project was partially funded by the Investissement d'Avenir funds of the ANR (AnaEE France ANR-11-INBS-0001; Labex CEBA ANR-10-LABX-25-01) in the framework of the Nouragues Travel Grant granted to BR, AP, SJSR, and JDCC. BR, JV, and CF are funded by the Academy of Finland (Academy Research Fellowship to BR, Project No. 21000042021). AP is supported by the European Union's Horizon 2020 research and innovation program under the Marie Skłodowska-Curie grant agreement no. 835530. AP, SJSR, and MTF were also supported by Lauren A. O'Connell with Stanford University and the National Science Foundation (IOS-1845651) funds.

Abstract

Many species of Neotropical frogs have evolved to deposit their tadpoles in small water bodies inside plant structures called phytotelmata. These pools are small enough to exclude large predators but have limited nutrients and high desiccation risk. Here, we explore phytotelm use by three common Neotropical species: *Osteocephalus oophagus*, an arboreal frog that periodically feeds eggs to its tadpoles; *Dendrobates tinctorius*, a tadpole-transporting poison frog with cannibalistic tadpoles; and *Allobates femoralis*, a terrestrial tadpole-transporting poison frog with omnivorous tadpoles. We found that *D. tinctorius* occupies pools across the chemical and vertical gradient, whereas *A. femoralis* and *O. oophagus* appear to have narrower deposition options that are restricted primarily by pool height, water capacity, alkalinity, and salinity. *Dendrobates tinctorius* tadpoles are particularly flexible and can survive in a wide range of chemical, physical, and biological conditions, whereas *O. oophagus* seems to prefer small, clear pools and *A. femoralis* occupies medium-sized pools with abundant leaf litter and low salinity. Together, these results show the possible niche partitioning of phytotelmata among frogs and provide insight into stressors and resilience of phytotelm breeders.

KEYWORDS

competition, niche partitioning, parental care, phytotelmata, poison frogs, tadpoles

Andrius Pašukonis and Bibiana Rojas are senior authors and contributed equally to this work.

This is an open access article under the terms of the Creative Commons Attribution License, which permits use, distribution and reproduction in any medium, provided the original work is properly cited.

© 2021 The Authors. *Ecology and Evolution* published by John Wiley & Sons Ltd.

1 | INTRODUCTION

The survival of young often hinges on the quality of the rearing environments created or chosen by their parents. Whether it is by building nests (birds: Brown & Brown, 1991; mice: Bult & Lynch, 1997; Zhao et al., 2016), digging burrows (rodents: Ebensperger et al., 2014; Svendsen, 1976), or depositing clutches/larvae (e.g., salamanders: Ruano-Fajardo et al., 2014, frogs: Pettitt et al., 2018), the ecology of rearing sites is fundamental in shaping offspring success. For animals with external fertilization, breeding site choice can be especially important, as optimal conditions for egg clutches may differ from the optimal environment for hatchlings and adults (fish: Ottesen & Bolla, 1998, Mikheev et al., 2001; salamanders: Nussbaum, 1987, Sih & Moore, 1993; frogs: Vági et al., 2019). Many of these animals assess and prefer biotic and abiotic properties of breeding sites that can enhance offspring survival (Brown & Shine, 2005; Marsh & Borrell, 2001; Mokany & Shine, 2003; Touchon & Worley, 2015). Thus, characterizing the nurseries where offspring occur and where they do not can provide information on the qualities parents assess when making these critical reproductive decisions.

The challenge of finding an optimal rearing site becomes especially apparent in terrestrial or arboreal breeding animals, whose larval forms are aquatic. For example, some treefrogs lay clutches overhanging water bodies. The placement of clutches is essential, as tadpoles from poorly placed clutches risk hatching and falling onto the ground (Warkentin, 2011; Wells, 2007). One remarkable amphibian strategy adapted to changing habitats between egg and larval stages involves parents that physically transport recently hatched tadpoles from terrestrial oviposition sites to small water-holding plant structures (phytotelmata), ponds, or streams (Schulte et al., 2020; Summers & Tumulty, 2014). Unlike other terrestrial breeding amphibians, the physical transport of young allows parents to select the ideal environment for their offspring to develop. Although it is difficult to extensively characterize streams and ponds due to their large size and interconnectedness with other water bodies, microhabitats like phytotelmata provide a unique opportunity to fully measure the biological, chemical, and physical aspects of a nursery, creating an opportunity to interpret deposition choices with a depth of ecological information that is rarely available for other rearing sites. Here, we investigate the chemical and physical properties of aquatic nurseries that predict the presence of Neotropical tadpoles in phytotelm-breeding frogs.

The use of phytotelmata as tadpole nurseries can seem counterintuitive, as their small volume makes them prone to desiccation and limited in food (Summers & McKeon, 2004; Summers & Tumulty, 2014). However, their small size provides protection from large predators and overall reduced interspecific competition (Kitching, 2001; Summers & Tumulty, 2014). Various species have evolved different strategies for their offspring to succeed in these pools (substrate specialization: von May et al., 2009; Pettitt et al., 2018; trophic egg feeding: Brown et al., 2010; Weygoldt, 1980; larval aggression/cannibalism: Gray et al., 2009; Poelman &

Dicke, 2007; Rojas, 2014; pool choice based on specific physical or chemical cues: Lin et al., 2008; Schulte et al., 2011). Despite the widespread use of phytotelmata (Lehtinen, 2021), and the non-random site selection shown by many frog parents, few studies go beyond quantifying basic pool dimensions and pool occupation to understand tadpole deposition decisions. Further, the bulk of phytotelm studies are focused only on bromeliads (Mageski et al., 2016; Pettitt et al., 2018; Ruano-Fajardo et al., 2014), while work exploring potential trade-offs associated between different phytotelmata (i.e., physical and chemical properties as well as food- and predator-related pressures), and how these change across a vertical gradient, has gone largely overlooked (but see Brown et al., 2008a).

To understand what variables drive phytotelm selection, we compared pool occupation by three Neotropical frogs (*Dendrobates tinctorius* (Dendrobatidae), *Allobates femoralis* (Aromobatidae), and *Osteocephalus oophagus* (Hylidae)) that were most frequently detected in phytotelmata throughout field surveys at our study site in French Guiana. Following broad species-wide comparisons, we focus on a more detailed analysis of pool choice in *D. tinctorius*, a phytotelm specialist with predatory and cannibalistic tadpoles which are deposited in a range of phytotelm types (e.g., palm bracts, tree holes, fallen trees; Figures 1 and 2) that occur from the forest floor to more than 20 m in vertical height (Gaucher, 2002; Rojas, 2014, 2015). The use of the high canopy pools is perplexing because *D. tinctorius* is commonly successful in terrestrial pools (Rojas, 2014). It is known that pool chemistry can change drastically depending on substrate ("dead" or "live"; see Figure 1), height, and community composition (Pettitt et al., 2018; Ruano-Fajardo et al., 2014). Thus, better understanding the ecology of high arboreal pools and characterizing phytotelmata across the vertical gradient could help explain both the apparent success of *D. tinctorius* in a wide range of pools and why parents sometimes carry their offspring to such heights. To our knowledge, this is the first study providing detailed biotic, physical, and chemical comparisons of phytotelm choice between Neotropical species.

2 | MATERIALS AND METHODS

The study was carried out in the primary lowland terra-firme forest near the Camp Pararé at the CNRS Nouragues Ecological Research Station in the Nature Reserve Les Nouragues, French Guiana (4°02'N, 52°41'W) over two field seasons: 1st February to 20th March 2019, and 30th January to 26th February 2020. The study area (approximately 0.2 km²) was chosen specifically because of the high abundance of *D. tinctorius* (Rojas & Pašukonis, 2019). Pools were found with a combination of field methods. We opportunistically searched for pools targeting suitable microhabitats such as fallen trees, trees with buttresses, and palm trees. In addition, pools were discovered by using tracking to follow *D. tinctorius* during previous studies (Pašukonis et al., 2019). We also used experimentally induced tadpole transport in combination with tracking (Pašukonis




FIGURE 1 Visual overview of sampled pool diversity. Photographs show the diversity of pools across the vertical gradient. Phytotelmata used by frogs include “live” substrate pools such as tree holes (a), high arboreal pools (b), and buttresses (c). There were also commonly occupied “dead” substrate pools such as fallen trees (d, e) and palm bracts (f)

et al., 2017) to find additional pools used by *A. femoralis*. Trees with high arboreal pools were discovered by locating calls produced by the tree hole-breeding frogs *Trachycephalus resinifictrix* and *T. hadroceps* during night surveys.

2.1 | Study species

Throughout the course of this work, three species formed the core of our data. *D. tinctorius* and *A. femoralis* are both small poison frogs belonging to the superfamily Dendrobatoidea. *A. femoralis* is a terrestrial frog whose adult males aggressively defend territories during the rainy season (Narins et al., 2003; Roithmair, 1992), from which they carry recently hatched tadpoles to a variety of terrestrial pools including phytotelmata close to the ground (Ringle et al., 2009, 2013). Tadpoles of this species are omnivorous (McKeon & Summers, 2013), but not cannibalistic (Summers & McKeon, 2004). Similarly to *A. femoralis*, *D. tinctorius* males care for their offspring by carrying them to pools of water. Males of this species are adept climbers (depositing their tadpoles from the ground to more than 20 m in vertical height; Gaucher, 2002; Rojas, 2014, 2015), and their tadpoles are aggressive cannibals (Rojas, 2014; Rojas & Pašukonis, 2019).

Osteocephalus oophagus is a hylid treefrog with biparental care and obligately oophagous tadpoles (Jungfer et al., 2000; Jungfer & Weygoldt, 1999). As in our field site, adults have been found to call and breed in bromeliads, tree holes, and palm axils close to the forest

floor (Jungfer & Weygoldt, 1999). Tadpoles of this species develop in the same pool in which the eggs are deposited.

2.2 | Sampled pools

We exclusively considered phytotelmata throughout this study. Pools could be classified into two categories: dead substrates, which included holes in dead branches, fallen trees, and fallen *Oenocarpus* palm bracts, and live substrates, which included live tree trunks, branches, roots, and buttresses. We did not sample bromeliads and nonphytotelm pools as these pools are not used by *D. tinctorius*. Based on the pools' height and accessibility to different frog species, we termed the pools as “ground access,” “low arboreal,” or “high arboreal” (Figures 1 and 2). Ground access pools did not require vertical climbing ability to reach and included dead fallen structures as well as pools in live roots or low buttresses. Low arboreal pools were inside vertical structures low on the trunk or on high buttresses. High arboreal pools were high on the trunk or in canopy branches and were accessed for sampling using rope-based canopy access methods. There was a clear vertical separation between ground access and low arboreal pools, which were all under 212 cm in height and between those and high arboreal pools, which were all above seven meters in height. In total, we sampled 84 unique pools across the 2019 and 2020 field seasons.

Several unique pools were sometimes found and sampled in the same tree. For all pools, we recorded the pool type, location (latitude/

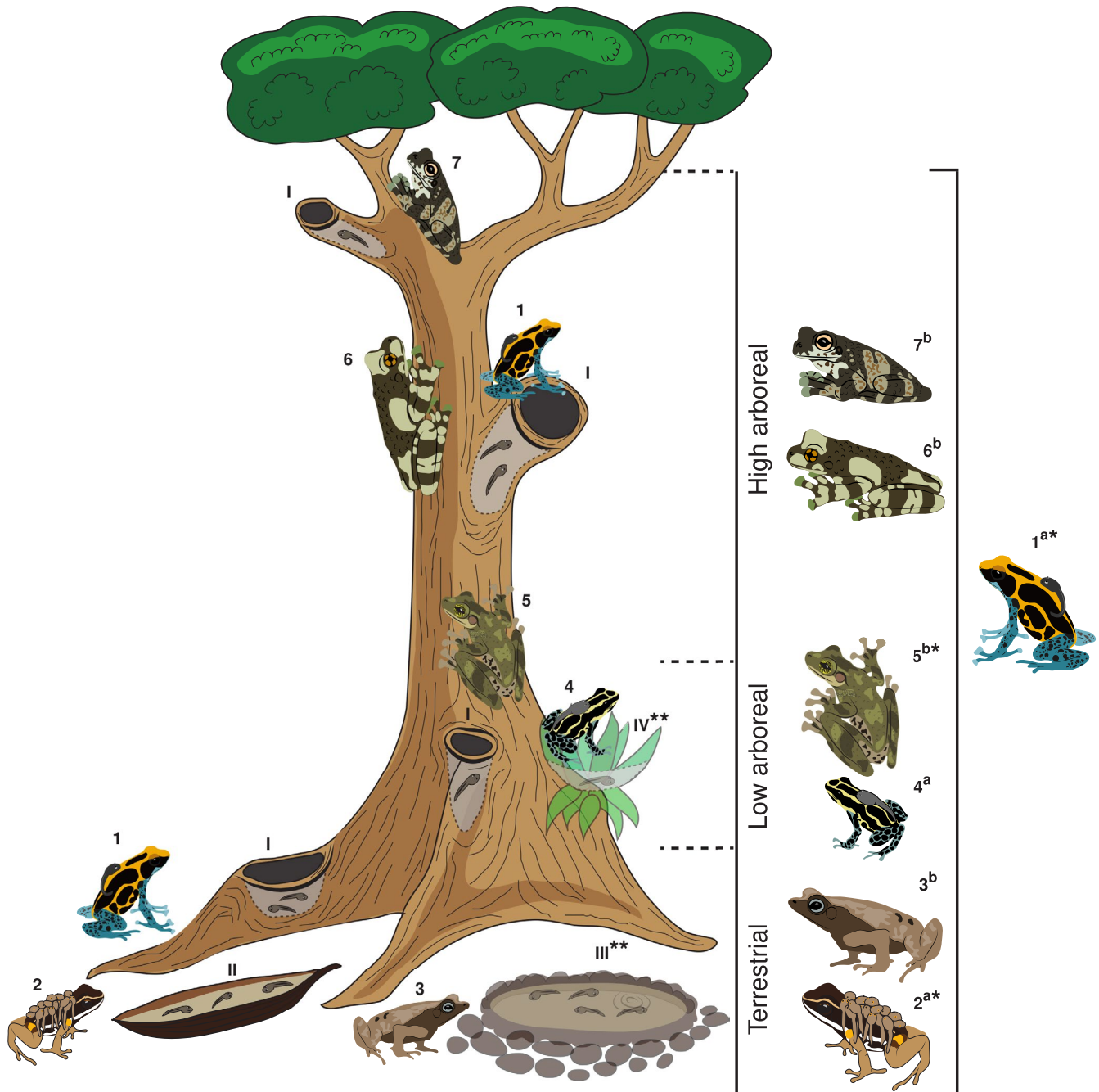


FIGURE 2 Vertical partitioning of the phytotelm-breeding anuran community in the Nouragues Nature Reserve, French Guiana. Numbers indicate seven species detected during this study: 1. *Dendrobates tinctorius*, 2. *Allobates femoralis*, 3. *Rhinella castaneotica*, 4. *Ranitomeya amazonica*, 5. *Osteocephalus oophagus*, 6. *Trachycephalus resinifictrix*, and 7. *T. hadroceps*. Letters indicate species with (a) terrestrial or (b) aquatic eggs. Latin numerals indicate commonly used pool types: I. tree holes at various heights, II. fallen palm bracts, III. ground puddles, and IV. bromeliads. *Most commonly encountered species included in the analysis and ** pool types not sampled in this study (see methods)

longitude), height from the ground to the pool edge, largest width and length parallel to the water surface, and the pool depth (maximum possible water depth of the phytotelmata) from the solid sediment bottom to the maximum water level line. Based on these measurements, we estimated the maximum water-holding capacity of each pool using the volume formula of a semi-ellipsoid as in Rojas (2014). Other sampling methods differed between the two field seasons.

2.3 | 2019 field season sampling

In 2019, we quantified physical measures (height, pool dimensions, leaf litter volume), biotic measures (amphibian and invertebrate counts and diversity), and chemical measurements (see Appendix 2 for description of all variables measured). For pools accessible from the ground and smaller arboreal pools, we attempted to sample all

tadpoles and Odonata larvae (predators of tadpoles; Caldwell, 1993; Fincke, 1999; Summers & McKeon, 2004) in each pool. Initially, we carefully observed the undisturbed pool and attempted to catch all tadpoles and Odonata larvae using a variety of tools. We then syphoned the entire volume of the water and sediment from the pool, emptied the leaf litter, and searched for tadpoles and Odonata larvae. The volumes of water, sediment, and leaf litter were measured. For deep arboreal pools, we repeatedly netted and observed the pool until no more tadpoles were caught during five minutes of continuous netting. We carefully scraped the inner walls of the pools and caught as many Odonata larvae as possible. The leaf litter volume could not be accurately measured for some deep arboreal pools, but they typically were protected from falling leaves and had little leaf litter in them.

We used visually apparent morphological traits to identify tadpoles, except for *Allobates femoralis*, *A. granti*, and *Ameerega hahneli*, which we could not reliably differentiate in the field. Because *Allobates femoralis* was more common in our study area than *A. granti* and *Am. hahneli* and we never observed *A. granti* and *Am. hahneli* directly at the pools, we classified all *A. femoralis*-like tadpoles as such. It is important to note that some *A. granti* and *Am. hahneli* tadpoles may have been misclassified as *A. femoralis*. However, this does not affect the interpretation of our results as all three species are cryptic terrestrial poison frogs similar in appearance, ecology, and behavior. We also opportunistically recorded all species of adult frogs heard or seen at each pool throughout the sampling period. This was used as an amphibian diversity index between 0 and 8 species observed at each pool. Tadpoles of only three out of seven recorded species, namely *D. tinctorius*, *O. oophagus*, and *A. femoralis*, were detected in pools with sufficient frequency for further analysis ($N = 34$ (2019), $N = 7$, and $N = 10$ pools, respectively).

Sampled invertebrates were counted, photographed, and classified only to a group level (usually order or class) apparent in the field. To estimate the predation pressure on tadpoles, we used the total count and average size of all Odonata larvae detected in the procedure described above. To estimate density and diversity of aquatic invertebrates, we carefully searched and counted invertebrates in a sample of up to 10 liters of water and up to one liter of sediment in proportion to the total estimated pool volume. For each liter of the water volume sampled, we sampled ~100 ml of sediment from the bottom of the pool. When the water volume was less than one liter or the amount of sediment was less than 100 ml, we sampled the entire pool and recorded the exact volumes. In the final analysis, we used the invertebrate density (count divided by the volume sampled) and the diversity index corresponding to our classification (between 0 and 12). The following 12 categories were used to quantify invertebrate diversity: Odonata Zygoptera larvae, Odonata Anisoptera larvae, surface Coleoptera adults, diving Coleoptera adults, Coleoptera Scirtidae larvae, Trichoptera larvae, Diptera Culicidae larvae, Diptera Chironomidae larvae, Diptera Tipulidae larvae, other Diptera larvae, small red Annelida, and other unidentified larvae. All water, sediment, tadpoles, and invertebrates were released back into the pool after sampling.

We measured water conductivity, salinity, total dissolved solids (TDS), dissolved oxygen, and temperature with electronic sensors (EZDO 7200 and pHenomenal OX4110H). Water chemistry (KH (also known as alkalinity), hardness, and NO_3^-) was recorded using aquarium water testing strips (JBL EasyTest). All measures were taken from the undisturbed surface water of the pool.

2.4 | 2020 field season sampling

The 2020 dataset focused solely on *D. tinctorius* tadpole counts and pH measurements of weekly resampled ground access phytotelmata ($N = 26$) over the time period of a month (February 2020). Rainfall data were provided by the Nouragues Ecological Research Station from an above-canopy weather station in the study area. High arboreal pools ($N = 8$, 2020) were only measured once. pH was recorded using a pH meter (AMTAST Waterproof pH Meter). The pH meter was calibrated once per day, prior to pool sampling, using both acidic (pH = 4) and neutral (pH = 7) calibration solutions. The pH of ground access pools was taken directly by submerging the pH probe into the pool, and the measurement was recorded once read-out stabilized. For arboreal pools, a sample of water was collected using a syringe, which was then sealed at both ends. Once on the ground, one end of the syringe was opened, and the pH was measured by submerging the pH probe into the syringe. Syringes were never reused. Between pool sampling, the pH probe was wiped with a clean cloth and rinsed with aquifer water.

2.5 | Statistical analyses

The presence of *D. tinctorius* in pools was analyzed using 2019 field data. As a result of the high collinearity between variables in the 2019 dataset (see Figure S1), we used a principal component regression to analyze phytotelm ecology data. We first checked data for a nonrandom structure following Björklund (2019); then, we established that the correlation matrices were significantly different from random ($\psi = 10.22$, $p = 0$; $\phi = 0.238$, $p < .001$) to ensure they were suitable for a PCA. Based on each PC difference from random matrices, we selected the first three principal components as predictors of probability for *D. tinctorius* tadpole presence as a binomial response in the principal component regression (PC1-3 explained about 53% of the variability of the data (where $\text{PC1} = 0.24 \pm 0.48$, $\text{PC2} = 0.17 \pm 0.40$, $\text{PC3} = 0.11 \pm 0.33$ (variance explained \pm SE)). We evaluated the fit of negative binomial GLMs based on second-order AIC ranks (AICc) using the package AICcmodavg (Mazerolle, 2020) which are specialized for smaller sample sizes (Akaike, 1974; see Table S1). Models within two AIC scores of each other were further evaluated by assessing the significance of interactions between model terms.

To better understand which variables contributed significantly to each principal component, we calculated which variables had index loadings larger than random data. Following the methods outlined by

Björklund (2019) and Vieira (2012), we randomized the data and calculated new correlation matrices which we permuted 1,000 times. We then compared the index of loadings ($ll_{ij} = u_{ij}^2 \times \lambda_i^2$; see Vieira (2012) for details) between each observed PC and the randomly generated data to see which variables contributed significantly to each principal component.

The 2020 dataset consisted of weekly resampled pools throughout February 2020. Models took repeated measures of pool ID into account as a random effect. Both the presence of *D. tinctorius* tadpoles (count; negative binomial family) and pH (Gaussian family) from resampled pools were modeled using a mixed effects generalized linear model in the package “glmmTMB” (Magnusson et al., 2020). Predictor structure for both pH and *D. tinctorius* models was built based on biologically relevant variables (pool substrate, time, *D. tinctorius* tadpole count (for pH model), water capacity, surface area:depth ratio). Using these variables, models were first fit with relevant interactions (see Tables S2 and S3), which were then removed if they did not contribute significantly to the model using single term deletions (using base R function, `drop1`; Zuur et al., 2009). Residuals were diagnosed using the package “DHARMA” (Hartig, 2020). Final models were then checked for overdispersion and zero-inflation

(using DHARMA); none of the final models required correction. All code was done in R (R Core Team, 2015).

3 | RESULTS

3.1 | Species-wide trends

We found 7 different species of frogs (either tadpoles or adults) from 4 families in the phytotelmata we surveyed for breeding (Figure 2): Dendrobatidae: *Dendrobates tinctorius* and *Ranitomeya amazonica*; Aromobatidae: *Allobates femoralis*; Hylidae: *Osteocephalus oophagus*, *Trachycephalus resinifictrix*, and *T. hardroceps*; and Bufonidae: *Rhinella castaneotica*. The tadpoles of only three species (*D. tinctorius*, *O. oophagus*, and *A. femoralis*, present in $N = 34$, $N = 7$, and $N = 10$ pools, respectively) were detected frequently enough for further analysis. The species-wide dataset is based on the sampling of 70 unique pools in 2019.

Differences in pool accessibility are highlighted in Figure 3. Compared to *A. femoralis* and *O. oophagus*, one of the most striking aspects of *D. tinctorius* ecology is its flexibility with respect to site

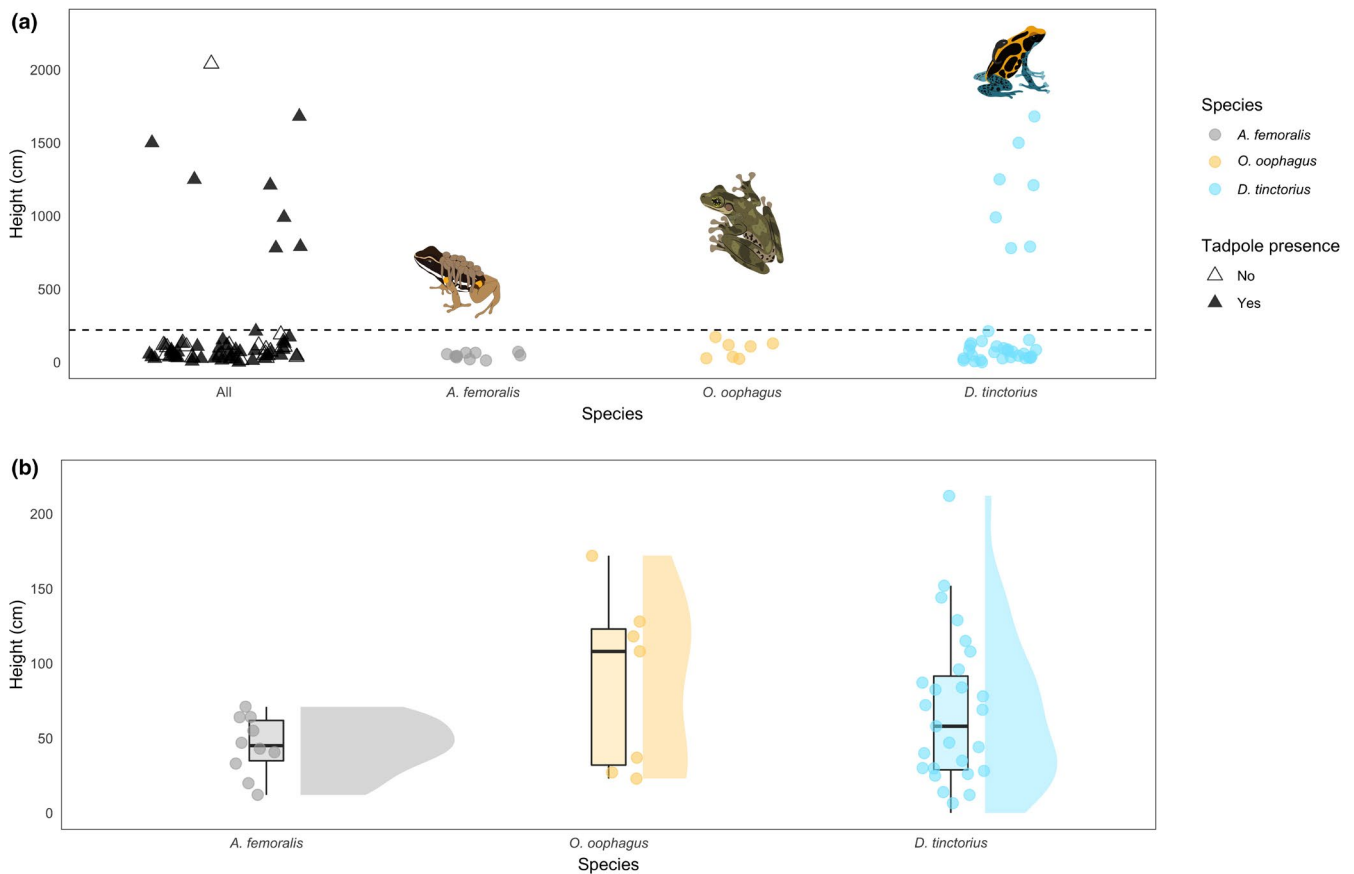


FIGURE 3 Tadpole presence across the vertical landscape. Panel (a) shows all sampled pools. For the “All” category, colored/empty triangles represent presence/absence data of at least one of the three species in the pool. Dashed line is drawn at 220 cm; pools above this limit are classified as high arboreal pools. Panel (b) highlights occupied pools below 220 cm. *Dendrobates tinctorius* ($N = 34$) tadpoles occur in pools across the vertical landscape. Distribution of *O. oophagus* ($N = 7$) and *A. femoralis* ($N = 10$) tadpoles shows possible vertical niche partitioning. Boxplot whiskers extend 1.5 * interquartile range. Violin plots represent density distribution for species occurrence. Data are from the 2019 field season

choice on a vertical axis. *Dendrobates tinctorius* tadpoles were found in pools from the forest floor to more than 15 meters in the canopy. For *O. oophagus*, a strictly arboreal frog in its adult stage, tadpoles were detected only in low arboreal pools where climbing is required for access, ranging from 20 cm to 1.7 m in height. In *A. femoralis*, tadpoles were only found in ground access pools where no vertical climbing is required and occurred at a maximum height of 71 cm.

Despite small sample sizes, we found clear trends: *O. oophagus* tadpoles are heavily biased toward small, clear pools and *A. femoralis* is present in medium and large pools with large amounts of leaf litter, whereas *D. tinctorius* occurs throughout the sampled range (Figure 4). With respect to density, we found that *A. femoralis* and *O. oophagus* tadpoles occur in higher numbers in pools (median = 7.5 and 10, respectively) compared to *D. tinctorius* tadpoles (median = 2), though a large range of tadpole densities was found for all species (*A. femoralis*: 1–51 tadpoles, *O. oophagus*: 1–50 tadpoles, *D. tinctorius*: 1–43 tadpoles).

As opposed to *A. femoralis* and *O. oophagus*, *D. tinctorius* can occupy chemically diverse pools, showing remarkable flexibility with respect to KH, salinity, and hardness that appears to limit

the other species. *Allobates femoralis* and *O. oophagus* appear to exist in similar KH ranges (KH = 3–6), while *D. tinctorius* appears more tolerant of extreme values (KH = 3–20). *Allobates femoralis* tadpoles occurred in pools with a salinity range from 5 to 37 ppm, while *O. oophagus* tadpoles occupied pools with a range from 48 to 225 ppm (Figure 5, Panel C). *Dendrobates tinctorius* again appears to have no functional limitation, occupying pools with salinity from 11 ppm up to 955 ppm.

3.2 | Deposition site decisions: *Dendrobates tinctorius*

Because we detected *D. tinctorius* tadpoles much more frequently, we were able to conduct a more thorough analysis of the variables predicting tadpole presence in this species (see Appendix 2). We used principal components as predictors for *D. tinctorius* presence. Based on an AIC model comparison, we did not detect any significant interactions between components (Table S1). A negative binomial GLM only detected PC1 to play a significant role in predicting

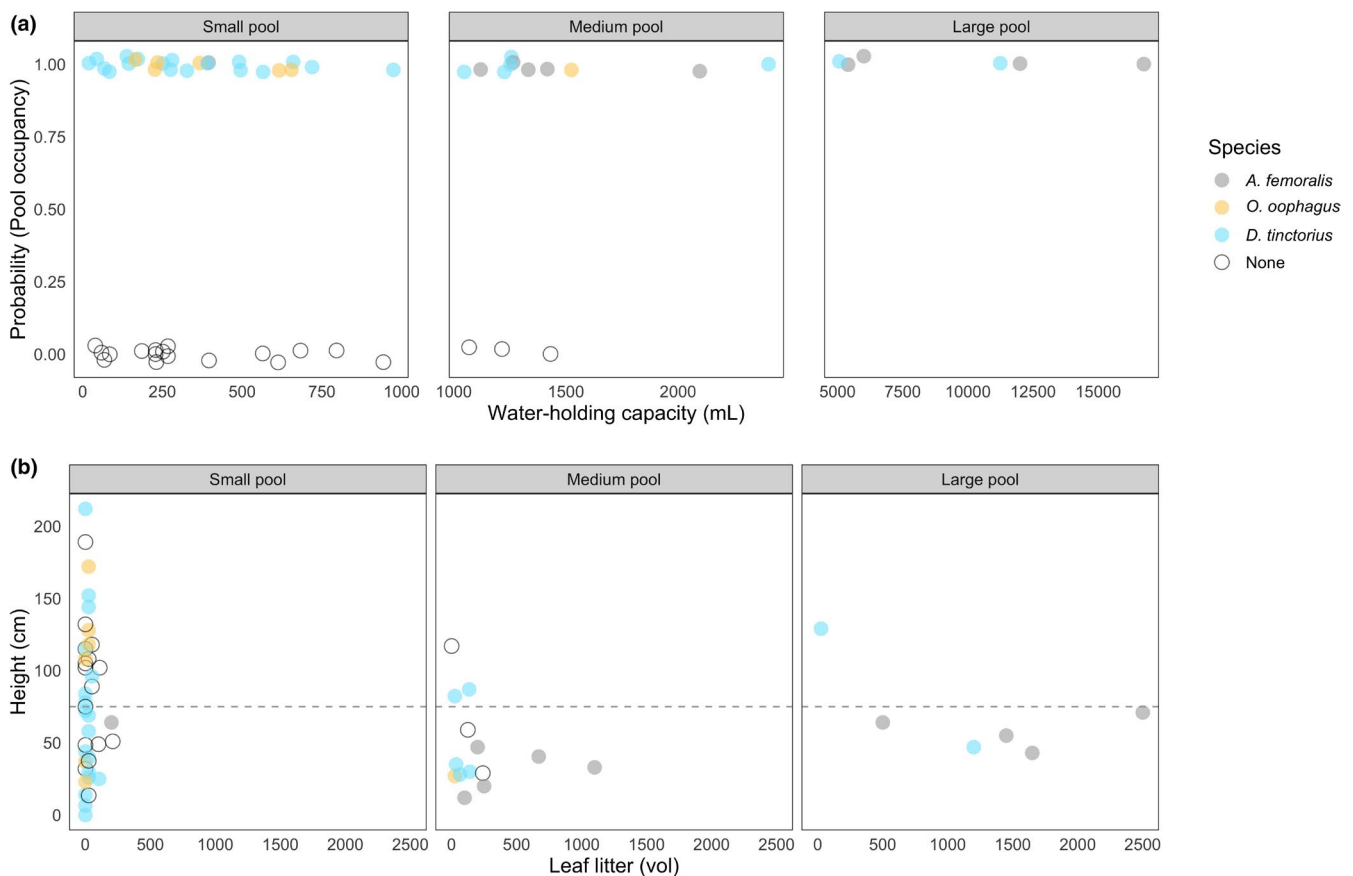


FIGURE 4 Pool occupancy based on water capacity and leaf litter volume of phytotelmata. All data are subsetted for low arboreal and ground access pools (<220 cm). Panel (a) is the probability of pool occupancy (binomial, 0/1) based on water capacity; data are faceted based on relative pool size (small = <1,000 ml, medium = <5,000 ml, and large = >5,000 ml). Points are plotted with a small amount of random noise on the y-axis to facilitate visualization of overlapping data. Panel (b) illustrates the correlation between leaf litter and height, faceted by the same pool categories as Panel (a). Points are colored by species presence. Dashed line indicates the vertical limit of *A. femoralis* (<75 cm). Out of the 62 ground access and low arboreal pools observed, *D. tinctorius* co-occurred once with *A. femoralis* and once with *O. oophagus*; *O. oophagus* and *A. femoralis* tadpoles were never found in the same pool

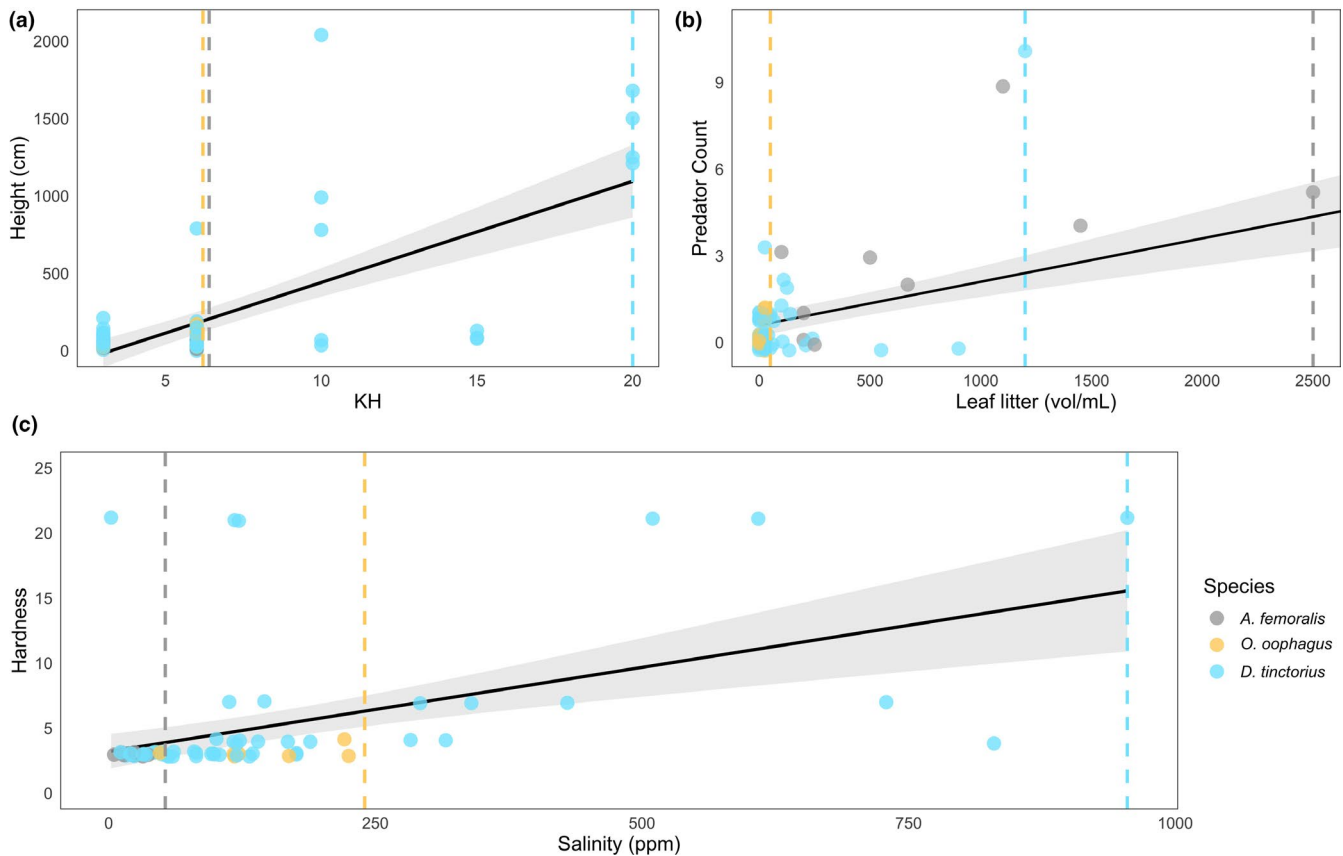


FIGURE 5 Chemical and physical predictors of tadpole presence in Neotropical tadpoles. We find that *D. tinctorius* tadpoles are tolerant to a wide range of KH, hardness, height, and salinity values, but appear to be limited with respect to high leaf litter volumes. Plots are based on variables with varied species limits (dashed lines). Colored points represent species presence. Black lines are fit with a GLM smoother, with 95% CI highlighted in light gray

TABLE 1 Principal component regression of tadpole presence in phytotelm pools. Using a negative binomial GLM, we found that only the first principal component is significant in predicting tadpole presence

Predictors	Tadpole presence (Y/N)		
	Estimates	CI	<i>p</i>
(Intercept)	-0.85	-1.28 to -0.49	<.001
PC1	0.25	0.07 to 0.42	.003
PC2	0.09	-0.19 to 0.40	.582
PC3	0.21	-0.07 to 0.48	.144

The bold text was to emphasize column names in the original tables.

tadpole presence (Table 1, CI: 0.08–0.42, $p = .003$), where an increase in component value increased the probability of detecting tadpoles.

Following Björklund (2019), we found that, when compared to randomly generated matrices, five out of the original 14 traits (see Appendix 2 for trait definitions) contributed significantly to the first principal component. The significant traits can be broadly categorized using three descriptors: (a) chemical (KH, $p < .001$; IL = 1.50, hardness, $p = .001$, IL = 1.30; salinity, $p < .001$, IL = 1.62); (b) physical (height, $p = .013$, IL = 1.06); and (c) biological (invertebrate diversity, $p < .001$,

IL = 1.20) (see Figure 6). Altogether, these results show that *D. tinctorius* tadpoles were found significantly more frequently in pools with higher levels of hardness, KH, and salinity; higher in the vertical gradient; and with more diverse invertebrate communities (Figure 6).

3.3 | *Dendrobates tinctorius* across temporal scales

Using both 2019 and 2020 datasets, we were able to follow phytotelmata across multiple timescales: 13 weekly resampled ground access and low arboreal pools, 13 annually resampled ground access and low arboreal pools, and 7 annually resampled high arboreal pools. Overall, we found that pools can persist over multiple sampling seasons. High arboreal pools appear to be the most stable with respect to both tadpole count and tadpole density compared to low arboreal and ground access pools sampled both years (\bar{x}_{High} (2019) = 13.14 tadpoles, \bar{x}_{High} (2020) = 10 tadpoles versus \bar{x}_{Low} (2019) = 0.92 tadpoles, \bar{x}_{Low} (2020) = 1.31 tadpoles). High arboreal pools also had the highest average pH and KH ($\text{pH}_{\text{High}} = 6.73$, $\text{KH}_{\text{High}} = 15.14$) compared to averages of other pool substrates ($\text{pH}_{(\text{Low})\text{Live}} = 4.35$, $\text{pH}_{(\text{Low})\text{Dead}} = 5.68$; $\text{KH}_{(\text{Low})\text{Live}} = 5.69$, $\text{KH}_{(\text{Low})\text{Dead}} = 5.88$). Due to difficult accessibility, high arboreal pools were sampled only once per year and thus were excluded from further analysis involving repeated sampling.

FIGURE 6 Binomial response of *Dendrobates tinctorius* presence to the first principal component. Dashed lines represent the 95% confidence interval. Significant variables within this component are detailed in Appendix 2

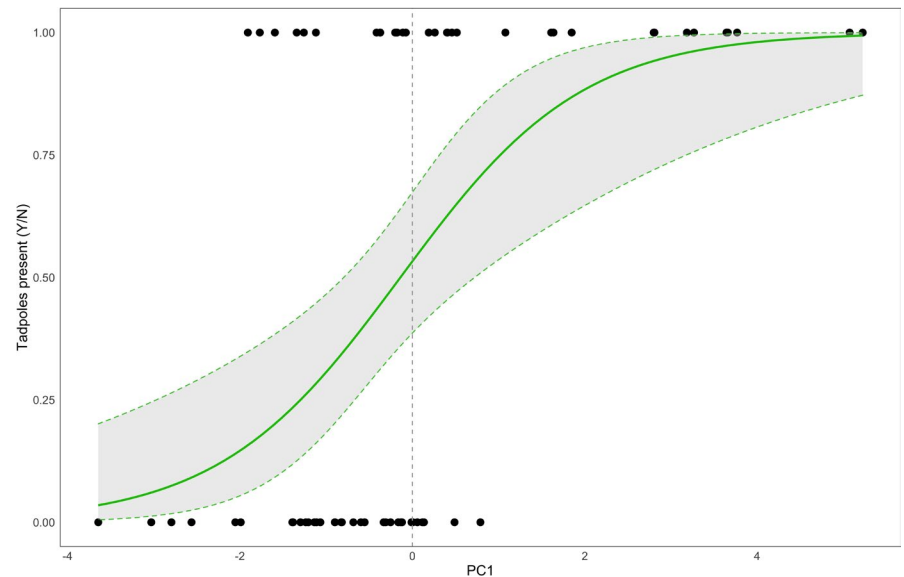


TABLE 2 Negative binomial generalized mixed model predicting pH over time based on pool substrate. Data include low arboreal and ground access pools. Pool type is a 2-level categorical variable (“Dead,” “Live”); repeated sampling is taken into account by the random effect of pool_id, where pH is significantly higher in dead pool types versus live pools type and decreases over time

Predictors	pH			
	Estimates	CI	z	p
(Intercept)	4.66	4.13 to 5.20	17.09	<.001
Pool type [dead]	1.47	0.56 to 2.37	3.17	.002
Week	-0.11	-0.18 to -0.04	-2.93	.003
Random effects				
σ^2	0.20			
$\tau_{00\text{pool_id}}$	1.13			

The bold text was to emphasize column names in the original tables.

When considering pools resampled weekly over the course of a month, two trends emerge: (a) pH is consistently higher in pools contained in “dead” substrates than in “live” substrates (odds ratio = 1.47, Table 2). For all substrate types, however, pH values decreased over the one-month sampling period (Figure 7a; odds ratio = -0.11, Table 2, which may be related to rainfall levels throughout the month); and (b) the number of *D. tinctorius* tadpoles can be predicted, in part, by the interaction between pool substrate and pH (Figure 7b). Dead pools have higher numbers of *D. tinctorius* tadpoles ($\bar{x}_{\text{Live}} = 0.72$, $\bar{x}_{\text{Dead}} = 4.03$, 2020 data). This pH/substrate relationship is clearly important, as tadpoles occur in higher numbers in high pH pools. Time (in weeks) was not detected as an important variable in determining *D. tinctorius* tadpole numbers throughout the month.

Several pools ($N = 5$, 2020) dried out completely during the month-long observation period, three of which were fallen palm bracts. Thus, although dead phytotelmata tend to have higher pH values and have a remarkable buffering capacity when filled, they also appear to dry out more easily during dry periods.

4 | DISCUSSION

Juvenile stages of development are particularly vulnerable for animals with external fertilization. Thus, the decision of where to breed

and raise young is vital to offspring survival. In this study, we investigated the tadpole-rearing site ecology of Neotropical phytotelm-breeding frogs. Out of seven detected species, five showed some form of parental care, three of which were sufficiently common to infer patterns of pool choice. Broadly, we found that the deposition choices of two of the three species are characterized by height and pool size, such that *O. oophagus* tadpoles occur in small, low arboreal pools below ~2 m and *A. femoralis* tadpoles occur in medium and large pools below ~1 m and with access only from the ground, which is not surprising considering that adults are poor climbers (Roithmair, 1992). *Dendrobates tinctorius* tadpoles, in contrast, occur in pools from the ground to the canopy and of sizes ranging from 19.6 ml to 270 L. When focusing on *D. tinctorius* pool choice, we found that despite being able to tolerate an impressive range of physical/chemical factors, tadpoles are more likely to be found in higher pools with greater levels of KH, salinity, and hardness, and higher invertebrate diversity.

4.1 | Interspecific comparison of rearing site choices

In line with previous research, we found that the preference for water capacity varies among species and that some of this variation is explained by parental behavior (Lin et al., 2008; McKeon

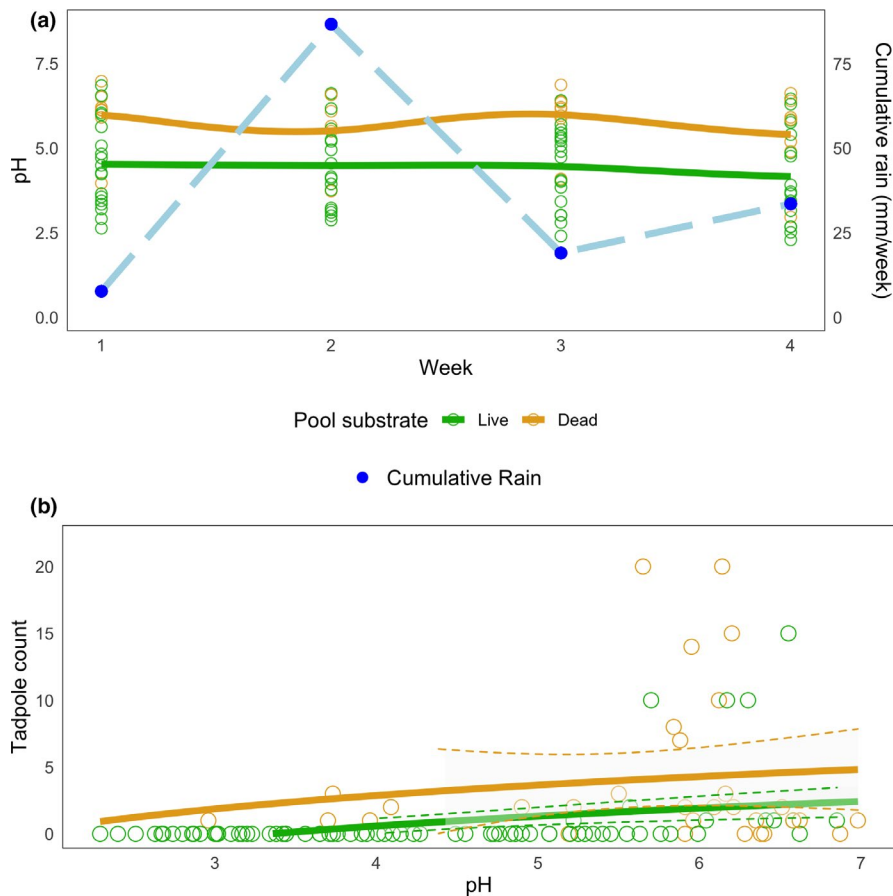


FIGURE 7 Phytotelm stability and tadpole presence across a month. Panels (a, b) are subsetted to exclude high arboreal pools and emphasize how pH is related to (a) pool substrate and (b) predicting *D. tinctorius* tadpole presence in resampled pools. Phytotelmata made of dead substrate have higher pH values than live substrate ($N_{\text{Dead}} = 8$, $N_{\text{Live}} = 18$; each resampled four times) (Table 2); more tadpoles are found in pools with a higher pH (Table 3). Dashed lines represent 95% CI. Blue points in (a) indicate the weekly accumulation of rainfall (February 2020). Tan lines are dead substrates, and light green lines are live substrates; lines in A are plotted with a “LOESS” fit and B with a “GLM” fit

& Summers, 2013; Summers & Tumulty, 2014). For example, *O. oophagus* provisions their tadpoles with trophic eggs (Jungfer & Weygoldt, 1999), which allows parents to choose very small arboreal phytotelmata with rather clear water and little food (Brown et al., 2008a, 2008b, 2010; Summers & Tumulty, 2014). Despite the desiccation risk associated with the notably small pools chosen by *O. oophagus*, their nurseries are predator-free, which is often suggested as the primary factor driving the invasion of phytotelmata (Crump, 1974; Gomez-Mestre et al., 2012; Magnusson & Hero, 1991; Summers & Tumulty, 2014).

In contrast, *Allobates femoralis* does not provision tadpoles and preferably transports them to medium-to-large ground access pools. These pools tend to have both high leaf litter concentrations and a high number of predators (Figure 5b; concurrent with McKeon & Summers, 2013). The effect of leaf litter on Neotropical tadpoles is unclear, but large amounts have been found to have both positive effects (increased growth rate in Malagasy tadpoles; Lehtinen, 2004) and negative effects (decreased growth rate and development in temperate-region tadpoles; Williams et al., 2008). Because *A. femoralis* are confined to ground access phytotelmata due to their inability to climb, choosing to deposit their tadpoles in pools containing high amounts of leaf litter may be their best option: despite the higher predation risk (which *A. femoralis* fathers try to minimize, Ringler et al., 2018), leaf litter provides a source of food and shelter/predator protection to tadpoles that do not exist in clear pools. Interestingly, the turbid leaf litter pools occupied by *A. femoralis* were functionally

available to *D. tinctorius*, who do not appear to use them. This could be the result of more accurate predator detection (potentially via chemical cues, Schulte et al., 2011) by *D. tinctorius* fathers, who then have the option to select other pools. This trend could also be explained by the predatory nature of *D. tinctorius* tadpoles, where clear pools may be better suited for visual foraging.

Contrary to our expectations, the water capacity of pools was not a key variable in predicting *D. tinctorius* tadpole presence, corroborating Rojas' (2014) findings. While a higher water-holding capacity is expected to decrease desiccation risk, pool volume and depth are not always reliable measures for water-holding persistence in phytotelmata (Rudolf & Rödel, 2005), making frogs adjust their preference based on other pool traits (see below). The presence of large conspecifics, for instance, may be used as a cue of pool stability and thus influence pool choice by males (Rojas, 2014).

An unexpected variable that segregated all three frog species was pool salinity, which tends to increase with height. Some high arboreal pools were particularly deep and a low turnover of stagnant water could explain high salinity levels, where ions (and similarly, salts) concentrate in pools over a long period of time (Sawidis et al., 2011). These pools were mostly occupied by *D. tinctorius* tadpoles, which appear to withstand salinity conditions of up to 1,000 ppm. *Allobates femoralis* tadpoles, in contrast, were only found in low-salt environments. Low salinity is likely a by-product of the high amount of leaf litter, which appears to buffer salt concentrations (Roache et al., 2006; see Appendix 3). As microbial

TABLE 3 Negative binomial generalized mixed model predicting *D. tinctorius* tadpoles in resampled pools in February 2020

Predictors	<i>D. tinctorius</i> tadpoles (count)			
	Estimate	CI	z	p
(Intercept)	0.06	0.01 to 0.35	-3.15	.002
Pool type [dead]	52.82	6.65 to 419.27	3.75	<.001
pH	4.92	1.61 to 15.00	2.80	.005
Week	0.85	0.68 to 1.07	-1.40	.160
Pool type [dead]: pH	0.22	0.05 to 0.93	-2.05	.040
Random effects				
σ^2	2.62			
$\tau_{00 \text{ pool_id}}$	1.87			

The bold text was to emphasize column names in the original tables.

activity is limited by high salinities, low-salt pools are ideal for the production of detritus (Roache et al., 2006), the main food source of *A. femoralis* tadpoles. *Osteocephalus oophagus* tadpoles were found in salinity ranges from 48 to 225 ppm (Figure 5c), and the relatively saline pools (>700 ppm) that occur within *O. oophagus* vertical ranges were only occupied by *D. tinctorius*. Adult *O. oophagus* deposit their egg clutches in the water as opposed to the other two species, which only use phytotelmata as tadpole-rearing sites. The saltier conditions of pools higher in the canopy may not be suitable for eggs (Albecker & McCoy, 2017; Christy & Dickman, 2002), which may limit the suitable conditions for oviposition in *O. oophagus*. Poison frogs, in contrast, can escape these limitations because their clutches are terrestrial. Although the small sample size does not allow any stronger interpretation, it appears that both chemical and physical variables influence ideal pool conditions in *A. femoralis* and *O. oophagus*.

4.2 | Pool choice and flexibility in *Dendrobates tinctorius*

Over the two sampling seasons, the bulk of our study focused on the factors that shaped *D. tinctorius* presence and persistence. Despite having sampled over 80 unique pools and found 350 *D. tinctorius* tadpoles ($N = 208$, 2019; $N = 142$, 2020), understanding the critical variables that drive *D. tinctorius* pool choice is difficult because of the wide range of physical and chemical properties in which these tadpoles occur. Further, the interactions between physical, chemical, and biological characteristics in phytotelmata are complex and collinear. Based on both our principal component regression and analysis, we found that the probability of detecting *D. tinctorius* tadpoles increases positively with specific physical (height), chemical (KH, salinity, and hardness), and biological (invertebrate diversity) properties. Interestingly, we found that salinity, hardness, and KH also tend to increase with increasing height (Appendix 4). Overall, these chemical components tend to vary in the same direction when moving up the vertical axis, suggesting a positive relationship between these chemical and physical traits. Invertebrate diversity of occupied pools, in contrast, tends to stay relatively constant across

heights and might serve as an important food source for predatory *D. tinctorius* tadpoles or vice versa.

In this study, we found that KH increases with height, and pools with high KH are more likely to have tadpoles in them. KH is a measure of a solution's buffering capacity or, in other words, a solution's resistance to pH changes (Yang et al., 2008). KH values in low arboreal and ground access pools usually ranged from 3 to 6 KH, while average KH in high canopy pools was 15. Interestingly, two of the five lower pools with a KH above 8 had *D. tinctorius* counts of over 10 tadpoles, demonstrating that, when these conditions are available terrestrially, *D. tinctorius* fathers take advantage of them. The apparent preference for high alkalinity environments is interesting, as work studying the formation of fungal granules has established that high alkalinity conditions inhibit fungal growth (Yang et al., 2008). The potential relationship of KH limiting the growth of fungi in phytotelm conditions is noteworthy as amphibian fungal pathogens such as *Batrachochytrium dendrobatidis* (*Bd*) spread aquatically (Rosenblum et al., 2010) and *Bd* presence (prevalence of ~5%) has been reported for *D. tinctorius* in our study area (Courtois et al., 2015). Thus, the consistent detection of *D. tinctorius* tadpoles in high KH pools could indicate that fathers are selecting environments less prone to fungal contamination. Although we are unsure of the proximate mechanisms driving the fathers' choice of particular chemical conditions in phytotelmata, we establish here that KH, hardness, and salinity play an important role in shaping *D. tinctorius* pool choice, and suspect that these chemical conditions may be linked to the long turnover time of high arboreal pools.

4.3 | The stability of ephemeral pools

In 2020, we were able to follow a subset of low arboreal and ground access pools over a month, recording the pH and *D. tinctorius* tadpole presence on a weekly basis. We found that pools made of dead substrate (fallen palm bracts, dead trees) had a higher pH than live substrates (tree holes). The gross average pH of dead phytotelmata across our sample was 5.68, which is almost exactly the value of unpolluted rainwater (pH = 5.65 when saturated with atmospheric CO_2 ; Koshy et al., 1997). In contrast to most live substrates (average

pH = 4.35), dead phytotelmata are usually in canopy gaps, where rain falls directly into the pools. When reported, the pH of most phytotelmata is acidic with ranges sometimes falling below a pH of 3 (Kitching, 2001, von May et al., 2009, Poelman et al., 2013, Ramos et al., 2017; but see Lehtinen, 2004, which shows that *Pandanus* leaf axils were close to neutral pH). However, most studies on phytotelmata are biased toward living plants and trees and assess chemical/biological variables of pools at a single time point.

Throughout the month, all pool types decreased in pH (Table 2); a similar trend was also found in bamboo phytotelmata in Peru (von May et al., 2009), suggesting a time-dependent process causing pools to become increasingly acidic over time. Remarkably, some pools dried out multiple times during our sampling period and when refilled by rain were approximately at the same pH as before the drying event (ex. palm bract originally pH 6.98 (Week 1), dried out (Week 2), refilled pH 6.87 (Week 3); live tree hole pH 2.91 (Week 1), dried out (Week 2), pH 3.02 (Week 3)). This indicates that pool substrate may play an important role in establishing pool pH. Three out of the five pools that dried out were dead palm bracts, suggesting that this pool type, despite having favorable chemical conditions when filled, may also be at a higher risk for desiccation and decomposition.

Surprisingly, pools in dead substrates, such as palm bracts and fallen trees, contained more tadpoles than other pool types despite drying out more regularly across our month survey (Table 3). Such pools tend to occur in forest gaps, which makes them more prone to desiccation because of their exposure to direct sunlight. However, pools in these lit areas may also have more microbial activity and less food limitation (Kitching, 2001; Rudolf & Rödel, 2005), making them attractive deposition sites for tadpoles. Suitable pools are a limiting resource for frogs and other animals (Donnelly, 1989a, 1989b; Fincke, 1992; Poelman & Dicke, 2007; Ringler et al., 2015), and new pools for *D. tinctorius*, such as those in tree-fall gaps, appear unpredictably and are rapidly occupied despite the high rates of competition and cannibalism (Rojas, 2015). Being the first occupant of a pool can be particularly beneficial when parents arrive early to recently established pools, as it allows their offspring to be predators rather than prey. Thus, the competition to be the first to deposit tadpoles might make pools in dead substrates that occasionally dry out additionally attractive.

Interestingly, the size range of tadpoles in dead substrates is much more variable than in low and high arboreal pools (CF, BR, AP personal observations), suggesting that the pools remain attractive even when already occupied by larger cannibals. This pattern corroborates the experimental evidence that *D. tinctorius* preferably deposit newly hatched tadpoles in pools already occupied by conspecifics (Rojas, 2014, 2015); possibly, tadpole presence serves as an indicator of pool stability, which might be more valuable to a father's deposition choice than the risk of having his offspring cannibalized by conspecifics.

4.4 | High arboreal pools

While most of our work focused on low arboreal and ground access pools, this study provides one of the first thorough characterizations

of high arboreal phytotelmata in the Amazon. Gaucher (2002) unexpectedly found *D. tinctorius* tadpoles in canopy pools up to 25 meters high while studying the treefrog *Trachycephalus hadroceps*. Other poison frogs, such as *D. auratus*, have been reported to use arboreal tree holes as well (Summers, 1990). We found large numbers of tadpoles in arboreal pools up to 20 m in height, which suggests some benefit of these pools given the presumed high energetic expense that fathers invest in transporting their tadpoles from terrestrial oviposition sites.

One key advantage of high arboreal phytotelmata may be a regular food source provided by *Trachycephalus* treefrogs that specialize in these pools. During this study, all of the suitable high arboreal pools were found by locating nocturnal calls of *T. resinifictrix* and *T. hadroceps*, indicating that these habitats were potentially used as breeding sites. Although the breeding frequency of these treefrog species is sporadic (Gaucher, 2002), successful breeding events result in clutches that consist of hundreds to thousands of eggs and tadpoles, which *D. tinctorius* tadpoles readily consume (Gaucher, 2002, AP and BR, personal observations). As proposed by Gaucher (2002), it could be that *D. tinctorius* fathers cue on *Trachycephalus* calls for locating high arboreal pools, but this warrants further investigation.

Unexpectedly, we also found that dead substrate pools share some characteristics with high arboreal pools, particularly with respect to chemical qualities (a more basic pH), tadpole abundance, and being a limited or hard-to-access resource (Heying, 2004). As such, both pool types offer benefits that fathers may value: Despite having a shorter life, novel pools (such as fallen palm bracts and holes in fallen trees) are worth invading as deposition sites because they are easy to access and have a high probability of having food and a suitable chemical profile; high arboreal pools, on the other hand, may have sporadic food and are hard to access, but they are stable and less prone to chemical fluctuations. Together, these different pools are both worthy deposition sites, as they provide different stable environments which create a range of possible offspring success.

5 | CONCLUSIONS

When comparing the occurrence of tadpole species in pools, one of the first trends that emerges is the presence/absence on the basis of specific phytotelm characteristics. For example, *A. femoralis* and *O. oophagus* vertical ranges technically overlap, yet tadpoles never co-occur. In species that demonstrate a distinct morphological limitation or vertical preference, it may be that tadpoles occur in pools because that is what is available to their parents. These constraints play a role in the environment tadpoles are exposed to, and should affect their physiology and behavior. But what about when parents are completely unconstrained? *Dendrobates tinctorius* occur across the vertical gradient and occupy pools that range from acidic (pH = 2.96) to neutral pH, with volumes from 19 ml to over 270 L and in pools that range from fresh to slightly saline (~1,000 ppm), which hints at a remarkable physiological flexibility that has been overlooked thus far. Therefore, physiological studies comparing

phytotelm-breeding tadpoles would be especially interesting to better understand parental decisions. It is also warranted to measure *D. tinctorius* growth in pools with different chemical compositions to see whether (despite surviving) these tadpoles are paying a cost for the deposition choices by their fathers.

In sum, natural history studies allow us to grasp species' flexibility; this is becoming increasingly relevant when we consider the effects of climate change in the Amazon. Forecasted changes in precipitation (Cochrane & Barber, 2009; Silvestrini et al., 2011) will have direct effects on animals dependent on plant-based water bodies and surely the chemical composition of the water bodies themselves. Further studies examining larval anuran responses to challenging environmental conditions (especially KH and pH) are necessary to better understand the potential resistance and adaptability of phytotelm-dependent frogs and how this may shape species resilience in the future.

5.1 | Significance statement

This two-year field project is a reflection of over a decade of natural history observation and experiments in the Neotropics. In this study, we expand our knowledge of the ecology of phytotelm-dependent frogs, this time focusing on a comparative overview between larval species and the precise ecological factors that shape the microhabitats in which eggs and larvae are deposited. The breadth of this work will surely engage a wide variety of readers who are interested in ecological dynamics in the tropics.

Here, we synthesize the occurrence and interactions between three different amphibian species, which contributes to understanding the dynamics of each species independently, but this work is also a perspective into the interactions between larvae and parents within the context of an ecological study. Species in this study are specifically plant-dependent as tadpoles, which provides a unique opportunity to thoroughly survey and measure the microhabitats in which they occur. Together, our findings show how biological, physical, and chemical components interact in predicting larval presence in species with parental care, which is a strategy present in 10% of anurans. We also provide the first detailed account of the ecology of high arboreal breeding pools. Accessing trees more than 20 meters in height is challenging, and conducting a thorough survey of these environments framed in comparison with microhabitats across the vertical gradient is a testament to the scope of this work. While our study is based on amphibians, it more broadly focuses on the ecology that shapes larval deposition sites and the wide array of species' flexibility we observe in the Neotropics.

Hopefully, a wide variety of researchers will be excited to learn more about the diversity of microhabitats in the Amazon and a cross-species comparison of the amphibians that depend on them.

ACKNOWLEDGMENTS

We are grateful to the staff of Nouragues Ecological Research Station (managed by CNRS), which benefits from "Investissement

d'Avenir" grants managed by Agence Nationale de la Recherche (AnaEE France ANR-11-INBS-0001; Labex CEBA ANR-10-LABX-25-01), for logistic support in the field and for providing the meteorological data. Thank you to Rick Lehtinen and L.M. Schulte for their constructive and insightful reviews, which greatly contributed to the quality of this manuscript. This work is part of a partnership between BR, AP, and the Nouragues Nature Reserve aimed at improving and spreading the knowledge about amphibians. We thank the staff of the Nouragues Nature Reserve for their commitment to preserving our natural world; Walter Hödl for his ongoing mentorship and inspiration of this work and collaboration; Valentine Alt for the essential canopy access training and equipment; and Lauren A. O'Connell for her generous support of AP, SJSR, and MTF. A huge *grazie mille* to Matteo Vecchi for being patient in teaching CF how to truly attack a PCA with all of the statistical might humanly possible. The authors highly value equity, diversity, and inclusion in science. We cherish the international and diverse nature of our team, which includes researchers from (7) different countries, backgrounds, and career stages, as it significantly contributed to the fulfillment and quality of the present study.

CONFLICT OF INTEREST

The authors declare that there is no conflict of interest.

AUTHOR CONTRIBUTIONS

Chloe A. Fouilloux: Data curation (equal); Formal analysis (lead); Investigation (equal); Writing-original draft (lead). **Shirley Jennifer Serrano-Rojas:** Data curation (equal); Formal analysis (supporting); Investigation (equal); Writing-review & editing (supporting). **Juan David Carvajal-Castro:** Investigation (equal); Writing-review & editing (supporting). **Janne K. Valkonen:** Investigation (supporting); Methodology (supporting); Writing-review & editing (supporting). **Philippe Gaucher:** Investigation (supporting). **Marie-Therese Fischer:** Investigation (supporting); Writing-review & editing (supporting). **Andrius Pašukonis:** Conceptualization (equal); Funding acquisition (equal); Methodology (equal); Supervision (equal); Writing-review & editing (equal). **Bibiana Rojas:** Conceptualization (equal); Funding acquisition (equal); Investigation (supporting); Methodology (equal); Supervision (equal); Writing-review & editing (equal).

ETHICAL APPROVAL


The study was approved by the scientific committee of the Nouragues Ecological Research Station and covered under a partnership agreement between BR, AP, and the Nouragues Nature Reserve (No. 01-2019). We strictly adhered to the current French and European Union law and followed the Association for the Study of Animal Behaviour's (ASAB) Guidelines for the use of live animals in teaching and research (ASAB, 2017).

DATA AVAILABILITY STATEMENT

All data are publicly available in Dryad (<https://doi.org/10.5061/dryad.7wm37pvst>). All raw data, analysis, and R code are also available on GitHub (<https://github.com/chloefouilloux/frogpool>).

ORCID

Chloe A. Fouilloux  <https://orcid.org/0000-0003-1265-5824>

Shirley Jennifer Serrano Rojas  <https://orcid.org/0000-0001-6811-8265>

[org/0000-0001-6811-8265](https://orcid.org/0000-0001-6811-8265)

Juan David Carvajal-Castro  <https://orcid.org/0000-0002-3182-9474>

[org/0000-0002-3182-9474](https://orcid.org/0000-0002-3182-9474)

Janne K. Valkonen  <https://orcid.org/0000-0002-2177-6612>

Marie-Therese Fischer <http://orcid.org/0000-0002-6693-8662>

Andrius Pašukonis <http://orcid.org/0000-0002-5742-8222>

Bibiana Rojas  <https://orcid.org/0000-0002-6715-7294>

REFERENCES

- ASAB (2017). "Guidelines for the treatment of animals in behavioural research and teaching." *Animal Behaviour* 123(Supplement C): I-IX.
- Akaike, H. (1974). A new look at the statistical model identification. *IEEE Transactions on Automatic Control*, 19, 716–723. <https://doi.org/10.1109/TAC.1974.1100705>
- Albecker, M. A., & McCoy, M. W. (2017). Adaptive responses to salinity stress across multiple life stages in anuran amphibians. *Frontiers in Zoology*, 14, 40. <https://doi.org/10.1186/s12983-017-0222-0>
- Björklund, M. (2019). Be careful with your principal components. *Evolution*, 73, 2151–2158. <https://doi.org/10.1111/evo.13835>
- Brown, C. R., & Brown, M. B. (1991). Selection of high-quality host nests by parasitic cliff swallows. *Animal Behavior*, 41, 457–465. [https://doi.org/10.1016/S0003-3472\(05\)80848-6](https://doi.org/10.1016/S0003-3472(05)80848-6)
- Brown, G. P., & Shine, R. (2005). Nesting snakes (*Tropidonophis mairii*, Colubridae) selectively oviposit in sites that provide evidence of previous successful hatching. *Canadian Journal of Zoology*, 83, 1134–1137.
- Brown, J. L. et al. (2008a). Phytotelm size in relation to parental care and mating strategies in two species of Peruvian poison frogs. *Behaviour*, 145, 1139–1165. <https://doi.org/10.1163/156853908785387647>
- Brown, J. L. et al. (2008b). Divergence in parental care, habitat selection and larval life history between two species of Peruvian poison frogs: An experimental analysis. *Journal of Evolutionary Biology*, 21, 1534–1543.
- Brown, J. L. et al. (2010). A key ecological trait drove the evolution of biparental care and monogamy in an amphibian. *American Naturalist*, 175, 436–446. <https://doi.org/10.1086/650727>
- Bult, A., & Lynch, C. B. (1997). Nesting and fitness: Lifetime reproductive success in house mice bidirectionally selected for thermoregulatory nest-building behavior. *Behavior Genetics*, 27, 231–240.
- Caldwell, J. P. (1993). Brazil nut fruit capsules as phytotelmata: Interactions among anuran and insect larvae. *Canadian Journal of Zoology*, 71(6), 1193–1201. <https://doi.org/10.1139/z93-163>
- Christy, M., & Dickman, C. (2002). Effects of salinity on tadpoles of the green and golden bell frog (*Litoria aurea*). *Amphibia-Reptilia*, 23, 1–11. <https://doi.org/10.1163/156853802320877582>
- Cochrane, M. A., & Barber, C. P. (2009). Climate change, human land use and future fires in the Amazon. *Global Change Biology*, 15, 601–612.
- Courtois, E. A. et al. (2015). Widespread occurrence of bd in French Guiana, South America. *PLoS One*, 10, e0125128.
- Crump, M. L. (1974). Reproductive strategies in a tropical anuran community. *University of Kansas Museum of Natural History Miscellaneous Publications*, 61, 1–68.
- Donnelly, M. A. (1989a). Demographic effects of reproductive resource supplementation in a territorial frog, *Dendrobates pumilio*. *Ecological Monographs*, 59, 207–221.
- Donnelly, M. A. (1989b). Effects of reproductive resource supplementation on space-use patterns in *Dendrobates pumilio*. *Oecologia*, 81, 212–218. <https://doi.org/10.1007/BF00379808>
- Ebensperger, L. A. et al. (2014). Mean ecological conditions modulate the effects of group living and communal rearing on offspring production and survival. *Behavioral Ecology*, 25, 862–870. <https://doi.org/10.1093/beheco/aru061>
- Fincke, O. M. (1992). Interspecific competition for tree holes: Consequences for mating systems and coexistence in neotropical damselflies. *American Naturalist*, 139, 80–101. <https://doi.org/10.1086/285314>
- Fincke, O. M. (1999). Organization of predator assemblages in Neotropical tree holes: Effects of abiotic factors and priority. *Ecological Entomology*, 24(1), 13–23. <https://doi.org/10.1046/j.1365-2311.1999.00166.x>
- Gaucher, P. (2002). *Premières données sur Phrynohyas hadroceps*, Rainette arboricole du plateau des Guyanes (Amphibia:Anura:Hylidae) (Révision taxonomique, éco-éthologie de la reproduction).
- Gomez-Mestre, I. et al. (2012). Phylogenetic analyses reveal unexpected patterns in the evolution of reproductive modes in frogs. *Evolution*, 66, 3687–3700. <https://doi.org/10.1111/j.1558-5646.2012.01715.x>
- Gray, H. M. et al. (2009). Kin discrimination in cannibalistic tadpoles of the Green Poison Frog, *Dendrobates auratus* (Anura, Dendrobatidae). *Phyllomedusa*, 8, 41–50.
- Hartig, F. (2020). DHARMA: Residual diagnostics for hierarchical (multi-level/mixed) regression models (2017). R package version 0.1. in press.
- Heying, H. (2004). Reproductive limitation by oviposition site in a treehole breeding Madagascan poison frog (*Mantella laevigata*). *Ecology and Evolution of Phytotelm-Breeding Anurans. Miscellaneous Publications of the Museum of Zoology, University of Michigan*, 193, 23–30.
- Jungfer, Karl-Heinz, Ron, Santiago, & Alendáriz, Ana et al. (2000). Two new species of hylid frogs, genus *Osteocephalus*, from Amazonian Ecuador. *Amphib-Reptil.*, 21, 327–340.
- Jungfer, K.-H., & Weygoldt, P. (1999). Biparental care in the tadpole-feeding Amazonian treefrog *Osteocephalus oophagus*. *Amphibia-Reptilia*, 20, 235–249. <https://doi.org/10.1163/156853899X00277>
- Kitching, R. L. (2001). Food webs in phytotelmata: "Bottom-up" and "top-down" explanations for community structure. *Annual Review of Entomology*, 46, 729–760.
- Koshy, K. et al. (1997). Wet deposition chemistry studies at Suva, Fiji, a remote tropical island site in the south Pacific. *Environmental Geochemistry and Health*, 19, 39–44.
- Lehtinen, R. M. (2004). Tests for competition, cannibalism, and priority effects in two phytotelm-dwelling tadpoles from Madagascar. *Herpetologica*, 60, 1–13.
- Lehtinen, R. M. (2021). *Phytotelm-breeding frogs of the world, version 1.09*. Retrieved from <https://sites.google.com/site/phytotelmbreedingfrogsworld/>
- Lin, Y.-S. et al. (2008). Time- and context-dependent oviposition site selection of a phytotelm-breeding frog in relation to habitat characteristics and conspecific cues. *Herpetologica*, 64, 413–421. <https://doi.org/10.1655/08-020R1.1>
- Mageski, M. M., Ferreira, R. B., Beard, K. H., Costa, L. C., Jesus, P. R., Medeiros, C. C., & Ferreira, P. D. (2016). Bromeliad selection by *Phyllodytes luteolus* (Anura, Hylidae): The influence of plant structure and water quality factors. *Journal of Herpetology*, 50, 108–112.
- Magnusson, A. et al. (2020). Package "glmmTMB": Generalized linear mixed models using template model builder. The Comprehensive R Archive Network. in press.
- Magnusson, W. E., & Hero, J.-M. (1991). Predation and the evolution of complex oviposition behaviour in Amazon rainforest frogs. *Oecologia*, 86, 310–318. <https://doi.org/10.1007/BF00317595>
- Marsh, D. M., & Borrell, B. J. (2001). Flexible oviposition strategies in túngara frogs and their implications for tadpole spatial distributions. *Oikos*, 93, 101–109. <https://doi.org/10.1034/j.1600-0706.2001.930111.x>
- Mazerolle, M. J. (2020). Package 'AICcmodavg'. CRAN.
- McKeon, C. S., & Summers, K. (2013). Predator driven reproductive behavior in a tropical frog. *Evolutionary Ecology*, 27, 725–737. <https://doi.org/10.1007/s10682-013-9641-3>
- Mikheev, V. N. et al. (2001). Spatial distribution and hatching of overwintered eggs of a fish ectoparasite, *Argulus coregoni* (Crustacea: Branchiura). *Diseases of Aquatic Organisms*, 46, 123–128.
- Mokany, A., & Shine, R. (2003). Oviposition site selection by mosquitoes is affected by cues from conspecific larvae and anuran tadpoles.

- Austral Ecology*, 28, 33–37. <https://doi.org/10.1046/j.1442-9993.2003.01239.x>
- Narins, P. M. et al. (2003). Bimodal signal requisite for agonistic behavior in a dart-poison frog, *Epipedobates femoralis*. *Proceedings of the National Academy of Sciences of the United States of America*, 100, 577–580.
- Nussbaum, R. A. (1987). Parental care and EGG size in salamanders: An examination of the safe harbor hypothesis. *Researches on Population Ecology*, 29, 27–44. <https://doi.org/10.1007/BF02515423>
- Ottesen, O. H., & Bolla, S. (1998). Combined effects of temperature and salinity on development and survival of Atlantic halibut larvae. *Aquaculture International*, 6, 103–120.
- Pašukonis, A. et al. (2017). Induced parental care in a poison frog: A tadpole cross-fostering experiment. *Journal of Experimental Biology*, 220, 3949–3954. <https://doi.org/10.1242/jeb.165126>
- Pašukonis, A. et al. (2019). How far do tadpoles travel in the rainforest? Parent-assisted dispersal in poison frogs. *Evolutionary Ecology*, 33, 613–623. <https://doi.org/10.1007/s10682-019-09994-z>
- Pettitt, B. A. et al. (2018). Predictors and benefits of microhabitat selection for offspring deposition in golden rocket frogs. *Biotropica*, 50, 919–928. <https://doi.org/10.1111/btp.12609>
- Poelman, E. H. et al. (2013). Amazon poison frogs (*Ranitomeya amazonica*) use different phytotelm characteristics to determine their suitability for egg and tadpole deposition. *Evolutionary Ecology*, 27, 661–674. <https://doi.org/10.1007/s10682-013-9633-3>
- Poelman, E. H., & Dicke, M. (2007). Offering offspring as food to cannibals: Oviposition strategies of Amazonian poison frogs (*Dendrobates ventrimaculatus*). *Evolutionary Ecology*, 21, 215–227. <https://doi.org/10.1007/s10682-006-9000-8>
- R Core Team (2015). *R: A language and environment for statistical computing*.
- Ramos, G. J. P. et al. (2017). Algae in phytotelmata from Caatinga: First record of the genus *Rhopalosolen* Fott (Chlorophyta) for Brazil. *Check List*, 13, 403–410.
- Ringler, E. et al. (2013). Tadpole transport logistics in a Neotropical poison frog: Indications for strategic planning and adaptive plasticity in anuran parental care. *Frontiers in Zoology*, 10, 67. <https://doi.org/10.1186/1742-9994-10-67>
- Ringler, E. et al. (2018). Hierarchical decision-making balances current and future reproductive success. *Molecular Ecology*, 27, 2289–2301. <https://doi.org/10.1111/mec.14583>
- Ringler, M. et al. (2015). Populations, pools, and peccaries: Simulating the impact of ecosystem engineers on rainforest frogs. *Behavioral Ecology*, 26, 340–349.
- Ringler, M., Ursprung, E., & Hödl, W. (2009). Site fidelity and patterns of short- and long-term movement in the brilliant-thighed poison frog *Allobates femoralis* (Aromobatidae). *Behavioral Ecology and Sociobiology*, 63(9), 1281–1293. <https://doi.org/10.1007/s00265-009-0793-7>
- Roache, M. C. et al. (2006). Effects of salinity on the decay of the freshwater macrophyte, *Triglochin procerum*. *Aquatic Botany*, 84, 45–52.
- Roithmair, M. E. (1992). Territoriality and male mating success in the dart-poison frog, *Epipedobates femoralis* (dendrobatidae, Anura). *Ethology*, 92, 331–343. <https://doi.org/10.1111/j.1439-0310.1992.tb00970.x>
- Rojas, B. (2014). Strange parental decisions: Fathers of the dyeing poison frog deposit their tadpoles in pools occupied by large cannibals. *Behavioral Ecology and Sociobiology*, 68, 551–559. <https://doi.org/10.1007/s00265-013-1670-y>
- Rojas, B. (2015). Mind the gap: Treefalls as drivers of parental trade-offs. *Ecology and Evolution*, 5, 4028–4036. <https://doi.org/10.1002/ece3.1648>
- Rojas, B., & Pašukonis, A. (2019). From habitat use to social behavior: Natural history of a voiceless poison frog, *Dendrobates tinctorius*. *PeerJ*, 7, e7648.
- Rosenblum, E. B. et al. (2010). The deadly chytrid fungus: A story of an emerging pathogen. *PLoS Pathogens*, 6, e1000550. <https://doi.org/10.1371/journal.ppat.1000550>
- Ruano-Fajardo, G. et al. (2014). Bromeliad selection by two salamander species in a harsh environment. *PLoS One*, 9, e98474. <https://doi.org/10.1371/journal.pone.0098474>
- Rudolf, V. H. W., & Rödel, M.-O. (2005). Oviposition site selection in a complex and variable environment: The role of habitat quality and conspecific cues. *Oecologia*, 142, 316–325. <https://doi.org/10.1007/s00442-004-1668-2>
- Sawidis, T. et al. (2011). Trees as bioindicator of heavy metal pollution in three European cities. *Environmental Pollution*, 159, 3560–3570. <https://doi.org/10.1016/j.envpol.2011.08.008>
- Schulte, L. M. et al. (2011). The smell of success: Choice of larval rearing sites by means of chemical cues in a Peruvian poison frog. *Animal Behavior*, 81, 1147–1154. <https://doi.org/10.1016/j.anbehav.2011.02.019>
- Schulte, L. M. et al. (2020). Developments in amphibian parental care research: History, present advances, and future perspectives. *Herpetological Monographs*, 34, 71–97.
- Sih, A., & Moore, R. D. (1993). Delayed hatching of salamander eggs in response to enhanced larval predation risk. *American Naturalist*, 142, 947–960. <https://doi.org/10.1086/285583>
- Silvestrini, R. A. et al. (2011). Simulating fire regimes in the Amazon in response to climate change and deforestation. *Ecological Applications*, 21, 1573–1590. <https://doi.org/10.1890/10-0827.1>
- Summers, K. (1990). Paternal care and the cost of polygyny in the green dart-poison frog. *Behavioral Ecology and Sociobiology*, 27, 307–313. <https://doi.org/10.1007/BF00164001>
- Summers, K., & McKeon, C. S. (2004). The evolutionary ecology of phytotelmata use in Neotropical poison frogs. *Miscellaneous Publications, Museum of Zoology, University of Michigan*, 193, 55–73.
- Summers, K., & Tumulty, J. (2014). Chapter 11 – Parental care, sexual selection, and mating systems in neotropical poison frogs. In R. H. Macedo, & G. Machado (Eds.), *Sexual selection* (pp. 289–320). Academic Press.
- Svendsen, G. E. (1976). Structure and location of burrows of yellow-bellied marmot. *The Southwestern Naturalist*, 20, 487–494. <https://doi.org/10.2307/3669865>
- Touchon, J. C., & Worley, J. L. (2015). Oviposition site choice under conflicting risks demonstrates that aquatic predators drive terrestrial egg-laying. *Proceedings of the Royal Society B: Biological Sciences*, 282, 20150376. <https://doi.org/10.1098/rspb.2015.0376>
- Vági, B. et al. (2019). Parental care and the evolution of terrestriality in frogs. *Proceedings of the Royal Society B: Biological Sciences*, 286, 20182737. <https://doi.org/10.1098/rspb.2018.2737>
- Vieira, V. (2012). Permutation tests to estimate significances on Principal Components Analysis. *Computational Ecology and Software*, 2, 103–123.
- von May, R. et al. (2009). Breeding-site selection by the poison frog *Ranitomeya biolat* in Amazonian bamboo forests: An experimental approach. *Canadian Journal of Zoology*, 87, 453–464. <https://doi.org/10.1139/Z09-026>
- Warkentin, K. M. (2011). Environmentally cued hatching across taxa: Embryos respond to risk and opportunity. *Integrative and Comparative Biology*, 51, 14–25. <https://doi.org/10.1093/icb/acr017>
- Wells, K. D. (2007). *The ecology and behavior of amphibians*. University of Chicago Press.
- Weygoldt, P. (1980). Complex brood care and reproductive behaviour in captive poison-arrow frogs, *Dendrobates pumilio* O. Schmidt. *Behavioral Ecology and Sociobiology*, 7, 329–332.
- Williams, B. K. et al. (2008). Leaf litter input mediates tadpole performance across forest canopy treatments. *Oecologia*, 155, 377–384. <https://doi.org/10.1007/s00442-007-0920-y>
- Yang, S. F. et al. (2008). Formation and characterisation of fungal and bacterial granules under different feeding alkalinity and pH conditions. *Process Biochemistry*, 43, 8–14. <https://doi.org/10.1016/j.procbio.2007.10.008>

- Zhao, Q.-S. et al. (2016). Nest site choice: A potential pathway linking personality and reproductive success. *Animal Behavior*, 118, 97–103. <https://doi.org/10.1016/j.anbehav.2016.05.017>
- Zuur, A. F., Ieno, E. N., Walker, J. N., Saveliev, A. A., & Smith, G. M. (2009). *Mixed effects models and extensions in ecology with R*. Springer Science.

How to cite this article: Fouilloux CA, Serrano Rojas SJ, Carvajal-Castro JD, et al. Pool choice in a vertical landscape: Tadpole-rearing site flexibility in phytotelm-breeding frogs. *Ecol Evol.* 2021;00:1–18. <https://doi.org/10.1002/ece3.7741>

SUPPORTING INFORMATION

Additional supporting information may be found online in the Supporting Information section.

APPENDIX 1

SPECULATIONS AND ALTERNATIVE VIEWPOINTS

Dendrobates tinctorius males typically father egg clutches of 2–5 tadpoles per clutch and breed year-round (Rojas & Pašukonis, 2019). As a result of the presumed high energetic expense from carrying each tadpole from each clutch singly, we hypothesize that tadpoles transported later may be subject to bet-hedging by fathers.

Combined with the important chemical aspects of pools shown from 2019 data, it seems that fathers can cue on either chemical (KH, salinity, hardness) or biological components (the presence of conspecifics) as information about pool stability. We speculate that

the importance of chemical and physical cues changes with respect to pool age. For example, in new uninvaded pools, chemical cues of the pool may be more important (left side of figure), while in older, established pools that are more densely occupied, density serves as a main cue for transporting fathers (right side of figure). Finally, the value of these cues may vary with the amount of offspring fathers are caring for. Hypothetically, fathers who must transport more offspring are less discerning of where they transport latter tadpoles because they can afford to make less “ideal” deposition decisions because of their large reproductive output.

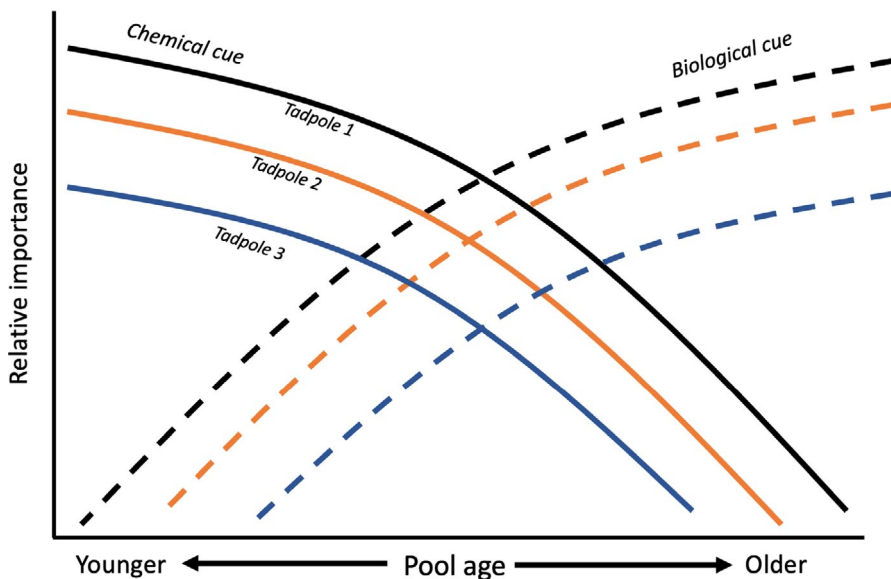


FIGURE A1 Hypothetical succession of relative cue importance in phytotelmata across time

APPENDIX 2

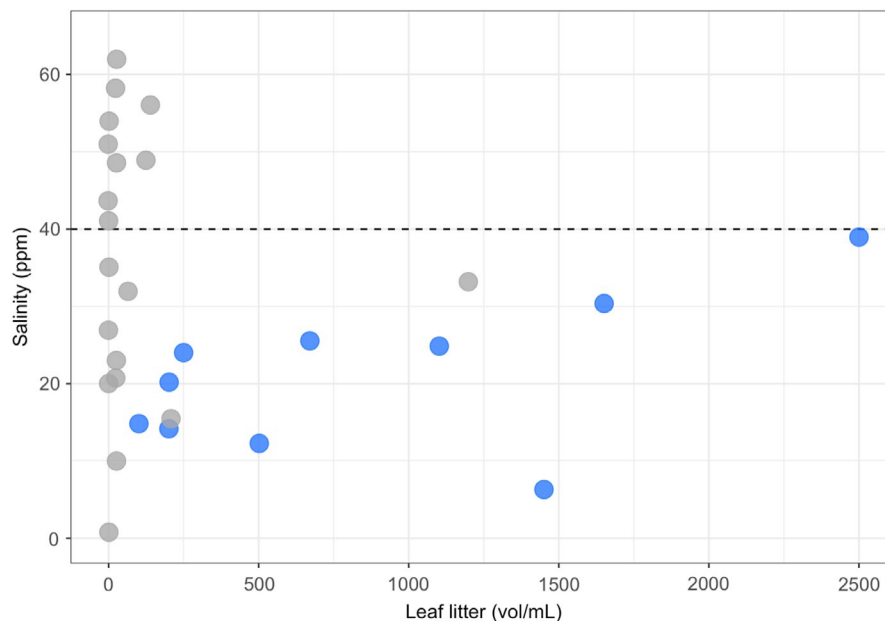
DEFINITION OF VARIABLES (TRAITS) CONSIDERED IN THE PRINCIPAL COMPONENT ANALYSIS

Variable	Category	Description
Salinity	Chemical	Quantification of salt in solution. Range = 0–10,000 ppm.
KH (alkalinity)	Chemical	Quantification of pool bicarbonate/carbonate in solution. Range = 0–25 dKH
NO ₃ ⁻	Chemical	Quantification of nitrate in solution. Range = 0–160 ppm.
Hardness	Chemical	Quantification of ions in solution (e.g., calcium). Range = 0–425 ppm.
Height	Physical	Vertical height from the ground to the pool entrance. Measured in cm.
Water capacity	Physical	Water-holding capacity of the pool. Estimated from pool width, length, and depth using a semi-ellipsoid formula.
Surface area to depth ratio	Physical	Surface area to depth ratio. Surface area calculated from semi-ellipsoid formula.
Leaf litter volume	Physical	The measure of leaf litter volume in each pool.
Amphibian diversity	Biological	The sum of all species observed using each pool including adults, calling, dead tadpoles, and opportunistic observations after the sampling.
Invertebrate density	Biological	Sum of all invertebrate densities (counts divided by sampling volume)
Invertebrate diversity	Biological	Number of distinct invertebrate categories observed in each pool (between 0 and 12)
Predator count	Biological	Number of Odonata larvae in each pool.
Average predator size	Biological	The average size of Odonata larvae in each pool. Size is calculated by dividing (pred_size_sum)/(pred_count)
Total other	Biological	Sum of <i>O. oophagus</i> and <i>A. femoralis</i> tadpoles co-occurring in the pool.

Colors were just to highlight the change in categories (chemical, physical, ect.).

APPENDIX 3

Relationship between leaf litter volume and salinity. Dashed line is at 40 ppm which is the limit where we detected *A. femoralis* tadpoles. Below this level, it appears that leaf litter and salinity have a slightly positive relationship, though interpretation is limited by sample size (blue points, $N_{\text{Femoralis}} = 10$). Data are subsetted for ground access pools, and salinity upper bound was limited to 70 ppm to emphasize potential leaf litter effect.



APPENDIX 4

Relationship between height and salinity, invertebrate diversity, and hardness. There is a positive relationship between salinity and hardness with height. We see that invertebrate diversity does not meaningfully change with height. Dashed line represents 95% CI. GLM line fitted with a $y \sim x$ formula.

