

JYX



JYVÄSKYLÄN YLIOPISTO
UNIVERSITY OF JYVÄSKYLÄ

This is a self-archived version of an original article. This version may differ from the original in pagination and typographic details.

Author(s): JUNO Collaboration

Title: Feasibility and physics potential of detecting 8B solar neutrinos at JUNO

Year: 2021

Version: Published version

Copyright: © 2021 Chinese Physical Society

Rights: CC BY 3.0

Rights url: <https://creativecommons.org/licenses/by/3.0/>

Please cite the original version:

JUNO Collaboration. (2021). Feasibility and physics potential of detecting 8B solar neutrinos at JUNO. Chinese Physics C, 45(2), Article 023004. <https://doi.org/10.1088/1674-1137/abd92a>

PAPER • OPEN ACCESS

Feasibility and physics potential of detecting ^8B solar neutrinos at JUNO

To cite this article: Angel Abusleme *et al* 2021 *Chinese Phys. C* **45** 023004

View the [article online](#) for updates and enhancements.

Feasibility and physics potential of detecting ^8B solar neutrinos at JUNO*

Angel Abusleme⁵ Thomas Adam⁴⁵ Shakeel Ahmad⁶⁷ Sebastiano Aiello⁵⁵ Muhammad Akram⁶⁷ Nawab Ali⁶⁷
 Fengpeng An(安丰鹏)²⁹ Guangpeng An(安广鹏)¹⁰ Qi An(安琪)²² Giuseppe Andronico⁵⁵ Nikolay Anfimov⁶⁸
 Vito Antonelli⁵⁸ Tatiana Antoshkina⁶⁸ Burin Asavapibhop⁷² João Pedro Athayde Marcondes de André⁴⁵
 Didier Auguste⁴³ Andrej Babic⁷¹ Wander Baldini⁵⁷ Andrea Barresi⁵⁹ Eric Baussan⁴⁵ Marco Bellato⁶¹
 Antonio Bergnoli⁶¹ Enrico Bernieri⁶⁵ David Biare⁶⁸ Thilo Birkenfeld⁴⁸ Sylvie Blin⁴³ David Blum⁵⁴
 Simon Blyth⁴⁰ Anastasia Bolshakova⁶⁸ Mathieu Bongrand⁴⁷ Clément Bordereau^{44,39} Dominique Breton⁴³
 Augusto Brigatti⁵⁸ Riccardo Brugnera⁶² Riccardo Bruno⁵⁵ Antonio Budano⁶⁵ Max Buesken⁴⁸ Mario Buscemi⁵⁵
 Jose Busto⁴⁶ Ilya Butorov⁶⁸ Anatael Cabrera⁴³ Hao Cai(蔡浩)³⁴ Xiao Cai(蔡啸)¹⁰ Yanke Cai(蔡严克)¹⁰
 Zhiyan Cai(蔡志岩)¹⁰ Antonio Cammi⁶⁰ Agustin Campeny⁵ Chuanya Cao(曹传亚)¹⁰ Guofu Cao(曹国富)¹⁰
 Jun Cao(曹俊)¹⁰ Rossella Caruso⁵⁵ Cédric Cerna⁴⁴ Jinfan Chang(常劲帆)¹⁰ Yun Chang³⁹
 Pingping Chen(陈平平)¹⁸ Po-An Chen⁴⁰ Shaomin Chen(陈少敏)¹³ Shenjian Chen(陈申见)²⁷
 Xurong Chen(陈旭荣)²⁶ Yi-Wen Chen³⁸ Yixue Chen(陈义学)¹¹ Yu Chen(陈羽)²⁰ Zhang Chen(陈长)¹⁰
 Jie Cheng(程捷)¹⁰ Yaping Cheng(程雅苹)⁷ Alexander Chepurinov⁷⁰ Davide Chiesa⁵⁹
 Pietro Chimenti³ Artem Chukanov⁶⁸ Anna Chuvashova⁶⁸ Gérard Claverie⁴⁴ Catia Clementi⁶³ Barbara Clerbaux²
 Selma Conforti Di Lorenzo⁴³ Daniele Corti⁶¹ Salvatore Costa⁵⁵ Flavio Dal Corso⁶¹ Christophe De La Taille⁴³
 Jiawei Deng(邓佳维)³⁴ Zhi Deng(邓智)¹³ Ziyan Deng(邓子艳)¹⁰ Wilfried Depnering⁵² Marco Diaz⁵
 Xuefeng Ding⁵⁸ Yayun Ding(丁雅韵)¹⁰ Bayu Dirgantara⁷⁴ Sergey Dmitrievsky⁶⁸ Tadeas Dohnal⁴¹
 Georgy Donchenko⁷⁰ Jianmeng Dong(董建蒙)¹³ Damien Dornic⁴⁶ Evgeny Doroshkevich⁶⁹ Marcos Dracos⁴⁵
 Frédéric Druillolle⁴⁴ Shuxian Du(杜书先)³⁷ Stefano Dusini⁶¹ Martin Dvorak⁴¹ Timo Enqvist⁴² Heike Enzmann⁵²
 Andrea Fabbri⁶⁵ Lukas Fajt⁷¹ Donghua Fan(范东华)²⁴ Lei Fan(樊磊)¹⁰ Can Fang(方灿)²⁸ Jian Fang(方建)¹⁰
 Marco Fargetta⁵⁵ Anna Fatkina⁶⁸ Dmitry Fedoseev⁶⁸ Vladko Fekete⁷¹ Li-Cheng Feng³⁸ Qichun Feng(冯启春)²¹
 Richard Ford⁵⁸ Andrey Formozov⁵⁸ Amélie Fournier⁴⁴ Haonan Gan(甘浩男)³² Feng Gao⁴⁸ Alberto Garfagnini⁶²
 Alexandre Göttel^{50,48} Christoph Genster⁵⁰ Marco Giammarchi⁵⁸ Agnese Giaz⁶² Nunzio Giudice⁵⁵
 Franco Giuliani³⁰ Maxim Gonchar⁶⁸ Guanghua Gong(龚光华)¹³ Hui Gong(宫辉)¹³ Oleg Gorchakov⁶⁸
 Yuri Gornushkin⁶⁸ Marco Grassi⁶² Christian Grewing⁵¹ Maxim Gromov⁷⁰ Vasily Gromov⁶⁸
 Minghao Gu(顾旻皓)¹⁰ Xiaofei Gu(谷肖飞)³⁷ Yu Gu(古宇)¹⁹ Mengyun Guan(关梦云)¹⁰ Nunzio Guardone⁵⁵
 Maria Gul⁶⁷ Cong Guo(郭聪)¹⁰ Jingyuan Guo(郭竞渊)²⁰ Wanlei Guo(郭万磊)¹⁰ Xinheng Guo(郭新恒)⁸
 Yuhang Guo(郭宇航)^{35,50} Paul Hackspacher⁵² Caren Hagner⁴⁹ Ran Han(韩然)⁷ Yang Han⁴³ Miao He(何苗)¹⁰
 Wei He(何伟)¹⁰ Tobias Heinz⁵⁴ Patrick Hellmuth⁴⁴ Yuekun Heng(衡月昆)¹⁰ Rafael Herrera⁵
 Daojin Hong(洪道金)²⁸ YuenKeung Hor(贺远强)²⁸ Shaojing Hou(侯少静)¹⁰ Yee Hsiung⁴⁰ Bei-Zhen Hu⁴⁰
 Hang Hu(胡航)²⁰ Jianrun Hu(胡健润)¹⁰ Jun Hu(胡俊)¹⁰ Shouyang Hu(胡守扬)⁹ Tao Hu(胡涛)¹⁰
 Zhuojun Hu(胡焯钧)²⁰ Chunhao Huang(黄春豪)²⁰ Guihong Huang(黄桂鸿)¹⁰ Hanxiong Huang(黄翰雄)⁹

Received 26 June 2020; Accepted 8 September 2020; Published online 23 November 2020

* This work was supported by the Chinese Academy of Sciences, the National Key R&D Program of China, the CAS Center for Excellence in Particle Physics, the Joint Large-Scale Scientific Facility Funds of the NSFC and CAS, Wuyi University, and the Tsung-Dao Lee Institute of Shanghai Jiao Tong University in China, the Institut National de Physique Nucléaire et de Physique de Particules (IN2P3) in France, the Istituto Nazionale di Fisica Nucleare (INFN) in Italy, the Fond de la Recherche Scientifique (F.R.S-FNRS) and FWO under the "Excellence of Science – EOS" in Belgium, the Conselho Nacional de Desenvolvimento Científico e Tecnológico in Brazil, the Agencia Nacional de Investigación y Desarrollo in Chile, the Charles University Research Centre and the Ministry of Education, Youth, and Sports in Czech Republic, the Deutsche Forschungsgemeinschaft (DFG), the Helmholtz Association, and the Cluster of Excellence PRISMA+ in Germany, the Joint Institute of Nuclear Research (JINR), Lomonosov Moscow State University, and Russian Foundation for Basic Research (RFBR) in Russia, the MOST and MOE in Taiwan, the Chulalongkorn University and Suranaree University of Technology in Thailand, and the University of California at Irvine in USA



Content from this work may be used under the terms of the Creative Commons Attribution 3.0 licence. Any further distribution of this work must maintain attribution to the author(s) and the title of the work, journal citation and DOI. Article funded by SCOAP³ and published under licence by Chinese Physical Society and the Institute of High Energy Physics of the Chinese Academy of Sciences and the Institute of Modern Physics of the Chinese Academy of Sciences and IOP Publishing Ltd

Qinhua Huang⁴⁵ Wenhao Huang(黄文昊)²⁵ Xingtiao Huang(黄性涛)²⁵ Yongbo Huang(黄永波)²⁸
 Jiaqi Hui(惠加琪)³⁰ Wenju Huo(霍文驹)²² Cédric Huss⁴⁴ Safeer Hussain⁶⁷ Antonio Insolia⁵⁵ Ara Ioannisian¹
 Daniel Ioannisyan¹ Roberto Isocrate⁶¹ Kuo-Lun Jen³⁸ Xiaolu Ji(季筱璐)¹⁰ Xingzhao Ji(吉星墨)²⁰
 Huihui Jia(贾慧慧)³³ Junji Jia(贾俊基)³⁴ Siyu Jian(蹇司玉)⁹ Di Jiang(蒋荻)²² Xiaoshan Jiang(江晓山)¹⁰
 Ruyi Jin(金如意)¹⁰ Xiaoping Jing(荆小平)¹⁰ Cécile Jollet⁴⁴ Jari Joutsenvaara⁴² Sirichok Jungthawan⁷⁴
 Leonidas Kalousis⁴⁵ Philipp Kampmann^{50,48} Li Kang(康丽)¹⁸ Michael Karagounis⁵¹ Narine Kazarian¹
 Amir Khan²⁰ Waseem Khan³⁵ Khanchai Khosonthongkee⁷⁴ Patrick Kinz³⁸ Denis Korablev⁶⁸
 Konstantin Kouzakov⁷⁰ Alexey Krasnoperov⁶⁸ Svetlana Krokhalava⁶⁹ Zinovy Krumshteyn⁶⁸ Andre Kruth⁵¹
 Nikolay Kutovskiy⁶⁸ Pasi Kuusiniemi⁴² Tobias Lachenmaier⁵⁴ Cecilia Landini⁵⁸ Sébastien Leblanc⁴⁴
 Frederic Lefevre⁴⁷ Liping Lei(雷丽萍)¹³ Ruiting Lei(雷瑞庭)¹⁸ Rupert Leitner⁴¹ Jason Leung³⁸
 Demin Li(李德民)³⁷ Fei Li(李飞)¹⁰ Fule Li(李福乐)¹³ Haitao Li(李海涛)²⁰ Huiling Li(李慧玲)¹⁰
 Jiaqi Li(李佳琪)²⁰ Jin Li(李瑾)¹⁰ Kaijie Li(李凯杰)²⁰ Mengzhao Li(李梦朝)¹⁰ Nan Li(李楠)¹⁶ Nan Li(李楠)¹⁰
 Qingjiang Li(李清江)¹⁶ Ruhui Li(李茹慧)¹⁰ Shanfeng Li(黎山峰)¹⁸ Shuaijie Li(李帅杰)²⁰ Tao Li(李涛)²⁰
 Weidong Li(李卫东)¹⁰ Weiguo Li(李卫国)¹⁰ Xiaomei Li(李笑梅)⁹ Xiaonan Li(李小男)¹⁰ Xinglong Li(李兴隆)⁹
 Yi Li(李仪)¹⁸ Yufeng Li(李玉峰)¹⁰ Zhibing Li(李志兵)²⁰ Ziyuan Li(李紫源)²⁰ Hao Liang(梁浩)⁹
 Hao Liang(梁昊)²² Jingjing Liang(梁静静)²⁸ Jiajun Liao(廖佳军)²⁰ Daniel Liebau⁵¹ Ayut Limphirat⁷⁴
 Sukit Limpijumnong⁷⁴ Guey-Lin Lin³⁸ Shengxin Lin(林盛鑫)¹⁸ Tao Lin(林韬)¹⁰ Jiajie Ling(凌家杰)²⁰
 Ivano Lippi⁶¹ Fang Liu(刘芳)¹¹ Haidong Liu(刘海东)³⁷ Hongbang Liu(刘宏帮)²⁸ Hongjuan Liu(刘红娟)²³
 Hongtao Liu(刘洪涛)²⁰ Hu Liu(刘虎)²⁰ Hui Liu(刘绘)¹⁹ Jianglai Liu(刘江来)^{30,31} Jinchang Liu(刘金昌)¹⁰
 Min Liu(刘敏)²³ Qian Liu(刘倩)¹⁴ Qin Liu(刘钦)²² Runxuan Liu^{10,50,48} Shuangyu Liu(刘双雨)¹⁰
 Shubin Liu(刘树彬)²² Shulin Liu(刘术林)¹⁰ Xiaowei Liu(刘小伟)²⁰ Yan Liu(刘言)¹⁰ Alexey Lokhov⁷⁰
 Paolo Lombardi⁵⁸ Claudio Lombardo^{55,56} Kai Luo⁵² Chuan Lu(陆川)³² Haoqi Lu(路浩奇)¹⁰ Jingbin Lu(陆景彬)¹⁵
 Junguang Lu(吕军光)¹⁰ Shuxiang Lu(路书祥)³⁷ Xiaoxu Lu(卢晓旭)¹⁰ Bayarto Lubsandorzhev⁶⁹
 Sultim Lubsandorzhev⁶⁹ Livia Ludhova^{50,48} Fengjiao Luo(罗凤蛟)¹⁰ Guang Luo(罗光)²⁰ Pengwei Luo(罗朋威)²⁰
 Shu Luo(罗舒)³⁶ Wuming Luo(罗武鸣)¹⁰ Vladimir Lyashuk⁶⁹ Qiumei Ma(马秋梅)¹⁰ Si Ma(马斯)¹⁰
 Xiaoyan Ma(马晓妍)¹⁰ Xubo Ma(马续波)¹¹ Jihane Maalmi⁴³ Yury Malyskin⁶⁸ Fabio Mantovani⁵⁷
 Francesco Manzali⁶² Xin Mao(冒鑫)⁷ Yajun Mao(冒亚军)¹² Stefano M. Mari⁶⁵ Filippo Marini⁶²
 Sadia Marium⁶⁷ Cristina Martellini⁶⁵ Gisele Martin-Chassard⁴³ Agnese Martini⁶⁴ Davit Mayilyan¹ Axel Müller⁵⁴
 Ints Mednieks⁶⁶ Yue Meng(孟月)³⁰ Anselmo Meregaglia⁴⁴ Emanuela Meroni⁵⁸ David Meyhöfer⁴⁹
 Mauro Mezzetto⁶¹ Jonathan Miller⁶ Lino Miramonti⁵⁸ Salvatore Monforte⁵⁵ Paolo Montini⁶⁵
 Michele Montuschi⁵⁷ Nikolay Morozov⁶⁸ Pavithra Muralidharan⁵¹ Massimiliano Nastasi⁵⁹ Dmitry V. Naumov⁶⁸
 Elena Naumova⁶⁸ Igor Nemchenok⁶⁸ Alexey Nikolaev⁷⁰ Feipeng Ning(宁飞鹏)¹⁰ Zhe Ning(宁哲)¹⁰
 Hiroshi Nunokawa⁴ Lothar Oberauer⁵³ Juan Pedro Ochoa-Ricoux^{75,5} Alexander Olshevskiy⁶⁸ Domizia Orestano⁶⁵
 Fausto Ortica⁶³ Hsiao-Ru Pan⁴⁰ Alessandro Paoloni⁶⁴ Nina Parkalian⁵¹ Sergio Parmeggiano⁵⁸
 Teerapat Payupol⁷² Yatian Pei(裴亚田)¹⁰ Nicomede Pelliccia⁶³ Anguo Peng(彭安国)²³ Haiping Peng(彭海平)²²
 Frédéric Perrot⁴⁴ Pierre-Alexandre Petitjean² Fabrizio Petrucci⁶⁵ Luis Felipe Piñeres Rico⁴⁵ Oliver Pilarczyk⁵²
 Artyom Popov⁷⁰ Pascal Poussot⁴⁵ Wathan Pratumwan⁷⁴ Ezio Previtali⁵⁹ Fazhi Qi(齐法制)¹⁰ Ming Qi(祁鸣)²⁷
 Sen Qian(钱森)¹⁰ Xiaohui Qian(钱小辉)¹⁰ Hao Qiao(乔浩)¹² Zhonghua Qin(秦中华)¹⁰ Shoukang Qiu(丘寿康)²³
 Muhammad Rajput⁶⁷ Gioacchino Ranucci⁵⁸ Neill Raper²⁰ Alessandra Re⁵⁸ Henning Rebber⁴⁹ Abdel Rebi⁴⁴
 Bin Ren(任斌)¹⁸ Jie Ren(任杰)⁹ Taras Rezinko⁶⁸ Barbara Ricci⁵⁷ Markus Robens⁵¹ Mathieu Roche⁴⁴
 Narongkiat Rodphai⁷² Aldo Romani⁶³ Bedřich Roskovec⁷⁵ Christian Roth⁵¹ Xiangdong Ruan(阮向东)²⁸
 Xichao Ruan(阮锡超)⁹ Saroj Rujirawat⁷⁴ Arseniy Rybnikov⁶⁸ Andrey Sadovsky⁶⁸ Paolo Saggese⁵⁸
 Giuseppe Salamanna⁶⁵ Simone Sanfilippo⁶⁵ Anut Sangka⁷³ Nuanwan Sanguansak⁷⁴ Utane Sawangwit⁷³
 Julia Sawatzki⁵³ Fatma Sawy⁶² Michaela Schever^{50,48} Jacky Schuler⁴⁵ Cédric Schwab⁴⁵ Konstantin Schweizer⁵³
 Dmitry Selivanov⁶⁸ Alexandr Selyunin⁶⁸ Andrea Serafini⁵⁷ Giulio Settanta⁵⁰ Mariangela Settimo⁴⁷
 Muhammad Shahzad⁶⁷ Vladislav Sharov⁶⁸ Gang Shi(施刚)¹³ Jingyan Shi(石京燕)¹⁰ Yongjiu Shi(石永久)¹³

Vitaly Shutov⁶⁸ Andrey Sidorenkov⁶⁹ Fedor Šimkovic⁷¹ Chiara Sirignano⁶² Jaruchit Siripak⁷⁴ Monica Sisti⁵⁹
 Maciej Slupecki⁴² Mikhail Smirnov²⁰ Oleg Smirnov⁶⁸ Thiago Sogo-Bezerra⁴⁷ Julianan Songwadhana⁷⁴
 Boonrucksar Soonthornthum⁷³ Albert Sotnikov⁶⁸ Ondrej Sramek⁴¹ Warintorn Sreethawong⁷⁴ Achim Stahl⁴⁸
 Luca Stanco⁶¹ Konstantin Stankevich⁷⁰ Dušan Štefánik⁷¹ Hans Steiger⁵³ Jochen Steinmann⁴⁸ Tobias Sterr⁵⁴
 Matthias Raphael Stock⁵³ Virginia Strati⁵⁷ Alexander Studenikin⁷⁰ Gongxing Sun(孙功星)¹⁰
 Shifeng Sun(孙世峰)¹¹ Xilei Sun(孙希磊)¹⁰ Yongjie Sun(孙勇杰)²² Yongzhao Sun(孙永昭)¹⁰
 Narumon Suwonjandee⁷² Michal Szelezniak⁴⁵ Jian Tang(唐健)²⁰ Qiang Tang(唐强)²⁰ Quan Tang(唐泉)²³
 Xiao Tang(唐晓)¹⁰ Alexander Tietzsch⁵⁴ Igor Tkachev⁶⁹ Tomas Tmej⁴¹ Konstantin Treskov⁶⁸ Andrea Triossi⁴⁵
 Giancarlo Troni⁵ Wladyslaw Trzaska⁴² Cristina Tuve⁵⁵ Stefan van Waasen⁵¹ Johannes van den Boom⁵¹
 Guillaume Vanroyen⁴⁷ Nikolaos Vassilopoulos¹⁰ Vadim Vedin⁶⁶ Giuseppe Verde⁵⁵ Maxim Vialkov⁷⁰
 Benoit Viaud⁴⁷ Cristina Volpe⁴³ Vit Vorobel⁴¹ Lucia Votano⁶⁴ Pablo Walker⁵ Caishen Wang(王彩申)¹⁸
 Chung-Hsiang Wang³⁹ En Wang(王恩)³⁷ Guoli Wang(王国利)²¹ Jian Wang(王坚)²² Jun Wang(王俊)²⁰
 Kunyu Wang(王坤宇)¹⁰ Lu Wang(汪璐)¹⁰ Meifen Wang(王美芬)¹⁰ Meng Wang(王孟)²³ Meng Wang(王萌)²⁵
 Ruiguang Wang(王瑞光)¹⁰ Siguang Wang(王思广)¹² Wei Wang(王为)²⁰ Wei Wang(王维)²⁷
 Wenshuai Wang(王文帅)¹⁰ Xi Wang(王玺)¹⁶ Xiangyue Wang(王湘粤)²⁰ Yangfu Wang(王仰夫)¹⁰
 Yaoguang Wang(王耀光)³⁴ Yi Wang(王忆)²⁴ Yi Wang(王义)¹³ Yifang Wang(王贻芳)¹⁰
 Yuanqing Wang(王元清)¹³ Yuman Wang(王玉漫)²⁷ Zhe Wang(王喆)¹³ Zheng Wang(王铮)¹⁰
 Zhimin Wang(王志民)¹⁰ Zongyi Wang(王综轶)¹³ Apimook Watcharangkool⁷³ Lianghong Wei(韦良红)¹⁰
 Wei Wei(魏微)¹⁰ Yadong Wei(魏亚东)¹⁸ Liangjian Wen(温良剑)¹⁰ Christopher Wiebusch⁴⁸
 Steven Chan-Fai Wong(黄振辉)²⁰ Bjoern Wonsak⁴⁹ Diru Wu(吴帝儒)¹⁰ Fangliang Wu(武方亮)²⁷ Qun Wu(吴群)²⁵
 Wenjie Wu(吴文杰)³⁴ Zhi Wu(吴智)¹⁰ Michael Wurm⁵² Jacques Wurtz⁴⁵ Christian Wysotzki⁴⁸
 Yufei Xi(习宇飞)³² Dongmei Xia(夏冬梅)¹⁷ Yuguang Xie(谢宇广)¹⁰ Zhangquan Xie(谢章权)¹⁰
 Zhizhong Xing(邢志忠)¹⁰ Benda Xu(续本达)¹³ Donglian Xu(徐东莲)^{31,30} Fanrong Xu(徐繁荣)¹⁹
 Jilei Xu(徐吉磊)¹⁰ Jing Xu(徐晶)⁸ Meihang Xu(徐美杭)¹⁰ Yin Xu(徐音)³³ Yu Xu^{50,48} Baojun Yan(闫保军)¹⁰
 Xiongbo Yan(严雄波)¹⁰ Yupeng Yan⁷⁴ Anbo Yang(杨安波)¹⁰ Changgen Yang(杨长根)¹⁰ Huan Yang(杨欢)¹⁰
 Jie Yang(杨洁)³⁷ Lei Yang(杨雷)¹⁸ Xiaoyu Yang(杨晓宇)¹⁰ Yifan Yang² Haifeng Yao(姚海峰)¹⁰ Zafar Yasin⁶⁷
 Jiakuan Ye(叶佳璇)¹⁰ Mei Ye(叶梅)¹⁰ Ugur Yegin⁵¹ Frédéric Yermia⁴⁷ Peihuai Yi(易培淮)¹⁰
 Xiangwei Yin(尹翔伟)¹⁰ Zhengyun You(尤郑昀)²⁰ Boxiang Yu(俞伯祥)¹⁰ Chiye Yu(余炽业)¹⁸
 Chunxu Yu(喻纯旭)³³ Hongzhao Yu(余泓钊)²⁰ Miao Yu(于淼)³⁴ Xianghui Yu(于向辉)³³ Zeyuan Yu(于泽源)¹⁰
 Chengzhuo Yuan(袁成卓)¹⁰ Ying Yuan(袁影)¹² Zhenxiong Yuan(袁振雄)¹³ Ziyi Yuan(袁子奕)³⁴
 Baobiao Yue(岳保彪)²⁰ Noman Zafar⁶⁷ Andre Zambanini⁵¹ Pan Zeng(曾攀)¹³ Shan Zeng(曾珊)¹⁰
 Tingxuan Zeng(曾婷轩)¹⁰ Yuda Zeng(曾裕达)²⁰ Liang Zhan(占亮)¹⁰ Feiyang Zhang(张飞洋)³⁰
 Guoqing Zhang(张国庆)¹⁰ Haiqiong Zhang(张海琼)¹⁰ Honghao Zhang(张宏浩)²⁰ Jiawen Zhang(张家文)¹⁰
 Jie Zhang(张杰)¹⁰ Jingbo Zhang(张景波)²¹ Peng Zhang(张鹏)¹⁰ Qingmin Zhang(张清民)³⁵ Shiqi Zhang(张石其)²⁰
 Tao Zhang(张涛)³⁰ Xiaomei Zhang(张晓梅)¹⁰ Xuanton Zhang(张玄同)¹⁰ Yan Zhang(张岩)¹⁰
 Yinhong Zhang(张银鸿)¹⁰ Yiyu Zhang(张易于)¹⁰ Yongpeng Zhang(张永鹏)¹⁰ Yuanyuan Zhang(张园园)³⁰
 Yumei Zhang(张玉美)²⁰ Zhenyu Zhang(张振宇)³⁴ Zhijian Zhang(张志坚)¹⁸ Fengyi Zhao(赵凤仪)²⁶
 Jie Zhao(赵洁)¹⁰ Rong Zhao(赵荣)²⁰ Shujun Zhao(赵书俊)³⁷ Tianchi Zhao(赵天池)¹⁰ Dongqin Zheng(郑冬琴)¹⁹
 Hua Zheng(郑华)¹⁸ Minshan Zheng(郑敏珊)⁹ Yangheng Zheng(郑阳恒)¹⁴ Weirong Zhong(钟伟荣)¹⁹
 Jing Zhou(周静)⁹ Li Zhou(周莉)¹⁰ Nan Zhou(周楠)²² Shun Zhou(周顺)¹⁰ Xiang Zhou(周详)³⁴
 Jiang Zhu(朱江)²⁰ Kejun Zhu(朱科军)¹⁰ Honglin Zhuang(庄红林)¹⁰ Liang Zong(宗亮)¹³ Jiaheng Zou(邹佳恒)¹⁰

(JUNO Collaboration)

¹Yerevan Physics Institute, Yerevan, Armenia²Université Libre de Bruxelles, Brussels, Belgium³Universidade Estadual de Londrina, Londrina, Brazil⁴Pontificia Universidade Católica do Rio de Janeiro, Rio, Brazil⁵Pontificia Universidad Católica de Chile, Santiago, Chile⁶Universidad Tecnica Federico Santa Maria, Valparaiso, Chile

- ⁷Beijing Institute of Spacecraft Environment Engineering, Beijing, China
⁸Beijing Normal University, Beijing, China
⁹China Institute of Atomic Energy, Beijing, China
¹⁰Institute of High Energy Physics, Beijing, China
¹¹North China Electric Power University, Beijing, China
¹²School of Physics, Peking University, Beijing, China
¹³Tsinghua University, Beijing, China
¹⁴University of Chinese Academy of Sciences, Beijing, China
¹⁵Jilin University, Changchun, China
¹⁶College of Electronic Science and Engineering, National University of Defense Technology, Changsha, China
¹⁷Chongqing University, Chongqing, China
¹⁸Dongguan University of Technology, Dongguan, China
¹⁹Jinan University, Guangzhou, China
²⁰Sun Yat-Sen University, Guangzhou, China
²¹Harbin Institute of Technology, Harbin, China
²²University of Science and Technology of China, Hefei, China
²³The Radiochemistry and Nuclear Chemistry Group in University of South China, Hengyang, China
²⁴Wuyi University, Jiangmen, China
²⁵Shandong University, Jinan, China
²⁶Institute of Modern Physics, Chinese Academy of Sciences, Lanzhou, China
²⁷Nanjing University, Nanjing, China
²⁸Guangxi University, Nanning, China
²⁹East China University of Science and Technology, Shanghai, China
³⁰School of Physics and Astronomy, Shanghai Jiao Tong University, Shanghai, China
³¹Tsung-Dao Lee Institute, Shanghai Jiao Tong University, Shanghai, China
³²Institute of Hydrogeology and Environmental Geology, Chinese Academy of Geological Sciences, Shijiazhuang, China
³³Nankai University, Tianjin, China
³⁴Wuhan University, Wuhan, China
³⁵Xi'an Jiaotong University, Xi'an, China
³⁶Xiamen University, Xiamen, China
³⁷School of Physics and Microelectronics, Zhengzhou University, Zhengzhou, China
³⁸Institute of Physics National Chiao-Tung University, Hsinchu
³⁹National United University, Miao-Li
⁴⁰Department of Physics, National Taiwan University, Taipei
⁴¹Charles University, Faculty of Mathematics and Physics, Prague, Czech Republic
⁴²University of Jyväskylä, Department of Physics, Jyväskylä, Finland
⁴³IJCLab, Université Paris-Saclay, CNRS/IN2P3, 91405 Orsay, France
⁴⁴Univ. Bordeaux, CNRS, CENBG, UMR 5797, F-33170 Gradignan, France
⁴⁵IPHC, Université de Strasbourg, CNRS/IN2P3, F-67037 Strasbourg, France
⁴⁶Centre de Physique des Particules de Marseille, Marseille, France
⁴⁷SUBATECH, Université de Nantes, IMT Atlantique, CNRS-IN2P3, Nantes, France
⁴⁸III. Physikalisches Institut B, RWTH Aachen University, Aachen, Germany
⁴⁹Institute of Experimental Physics, University of Hamburg, Hamburg, Germany
⁵⁰Forschungszentrum Jülich GmbH, Nuclear Physics Institute IKP-2, Jülich, Germany
⁵¹Forschungszentrum Jülich GmbH, Central Institute of Engineering, Electronics and Analytics - Electronic Systems(ZEA-2), Jülich, Germany
⁵²Institute of Physics, Johannes-Gutenberg Universität Mainz, Mainz, Germany
⁵³Technische Universität München, München, Germany
⁵⁴Eberhard Karls Universität Tübingen, Physikalisches Institut, Tübingen, Germany
⁵⁵INFN Catania and Dipartimento di Fisica e Astronomia dell'Università di Catania, Catania, Italy
⁵⁶INFN Catania and Centro Siciliano di Fisica Nucleare e Struttura della Materia, Catania, Italy
⁵⁷Department of Physics and Earth Science, University of Ferrara and INFN Sezione di Ferrara, Ferrara, Italy
⁵⁸INFN Sezione di Milano and Dipartimento di Fisica dell'Università di Milano, Milano, Italy
⁵⁹INFN Milano Bicocca and University of Milano Bicocca, Milano, Italy
⁶⁰INFN Milano Bicocca and Politecnico di Milano, Milano, Italy
⁶¹INFN Sezione di Padova, Padova, Italy
⁶²Dipartimento di Fisica e Astronomia dell'Università di Padova and INFN Sezione di Padova, Padova, Italy
⁶³INFN Sezione di Perugia and Dipartimento di Chimica, Biologia e Biotecnologie dell'Università di Perugia, Perugia, Italy
⁶⁴Laboratori Nazionali di Frascati dell'INFN, Roma, Italy
⁶⁵University of Roma Tre and INFN Sezione Roma Tre, Roma, Italy
⁶⁶Institute of Electronics and Computer Science, Riga, Latvia
⁶⁷Pakistan Institute of Nuclear Science and Technology, Islamabad, Pakistan
⁶⁸Joint Institute for Nuclear Research, Dubna, Russia
⁶⁹Institute for Nuclear Research of the Russian Academy of Sciences, Moscow, Russia
⁷⁰Lomonosov Moscow State University, Moscow, Russia
⁷¹Comenius University Bratislava, Faculty of Mathematics, Physics and Informatics, Bratislava, Slovakia
⁷²Department of Physics, Faculty of Science, Chulalongkorn University, Bangkok, Thailand
⁷³National Astronomical Research Institute of Thailand, Chiang Mai, Thailand
⁷⁴Suranaree University of Technology, Nakhon Ratchasima, Thailand

⁷⁵Department of Physics and Astronomy, University of California, Irvine, California, USA

Abstract: The Jiangmen Underground Neutrino Observatory (JUNO) features a 20 kt multi-purpose underground liquid scintillator sphere as its main detector. Some of JUNO's features make it an excellent location for ^8B solar neutrino measurements, such as its low-energy threshold, high energy resolution compared with water Cherenkov detectors, and much larger target mass compared with previous liquid scintillator detectors. In this paper, we present a comprehensive assessment of JUNO's potential for detecting ^8B solar neutrinos via the neutrino-electron elastic scattering process. A reduced 2 MeV threshold for the recoil electron energy is found to be achievable, assuming that the intrinsic radioactive background ^{238}U and ^{232}Th in the liquid scintillator can be controlled to 10^{-17} g/g. With ten years of data acquisition, approximately 60,000 signal and 30,000 background events are expected. This large sample will enable an examination of the distortion of the recoil electron spectrum that is dominated by the neutrino flavor transformation in the dense solar matter, which will shed new light on the inconsistency between the measured electron spectra and the predictions of the standard three-flavor neutrino oscillation framework. If $\Delta m_{21}^2 = 4.8 \times 10^{-5}$ (7.5×10^{-5}) eV^2 , JUNO can provide evidence of neutrino oscillation in the Earth at approximately the 3σ (2σ) level by measuring the non-zero signal rate variation with respect to the solar zenith angle. Moreover, JUNO can simultaneously measure Δm_{21}^2 using ^8B solar neutrinos to a precision of 20% or better, depending on the central value, and to sub-percent precision using reactor antineutrinos. A comparison of these two measurements from the same detector will help understand the current mild inconsistency between the value of Δm_{21}^2 reported by solar neutrino experiments and the KamLAND experiment.

Keywords: neutrino oscillation, solar neutrino, JUNO

DOI: 10.1088/1674-1137/abd92a

I. INTRODUCTION

Solar neutrinos, produced during nuclear fusion in the solar core, have played an important role in the history of neutrino physics, from the first observation and appearance of the solar neutrino problem at the Homestake experiment [1], to the measurements at Kamiokande [2], GALLEX/GNO [3, 4], and SAGE [5], and then to the precise measurements at Super-Kamiokande [6], SNO [7, 8], and Borexino [9]. In earlier radiochemical experiments, only the charged-current (CC) interactions of ν_e with the nuclei target could be measured. Subsequently, solar neutrinos were detected via the neutrino electron elastic scattering (ES) process in water Cherenkov or liquid scintillator (LS) detectors, which are predominantly sensitive to ν_e , with lower cross sections for ν_μ and ν_τ . Exceptionally, the heavy water target used by SNO allowed observations of all three processes, including $\nu - e$ ES, CC, and neutral-current (NC) interactions on deuterium [10]. The NC channel is equally sensitive to all active neutrino flavors, allowing a direct measurement of the ^8B solar neutrino flux at production. Thus, SNO gave the first model-independent evidence of the solar neutrino flavor conversion and solved the solar neutrino problem.

At present, there are still several open issues to be addressed in solar neutrino physics. The solar metallicity problem [11, 12] will profit from either precise measurements of the ^7Be and ^8B solar neutrino fluxes, or the observation of solar neutrinos from the CNO cycle. On the elementary particle side, validation tests of the large mix-

ing angle (LMA) Mikheyev-Smirnov-Wolfenstein (MSW) [13, 14] solution and the search for new physics beyond the standard scenario [15-18] constitute the main goals. The standard scenario of three neutrino mixing predicts a smooth upturn in the ν_e survival probability (P_{ee}) in the neutrino energy region between the high (MSW dominated) and low (vacuum dominated) ranges, and a sizable Day-Night asymmetry at the percentage level. However, by comparing the global analysis of solar neutrino data with the KamLAND reactor antineutrino data, we observe a mild inconsistency at the 2σ level for the mass-squared splitting Δm_{21}^2 . The combined Super-K and SNO fitting favors $\Delta m_{21}^2 = 4.8_{-0.6}^{+1.3} \times 10^{-5}$ eV^2 [19], while KamLAND gives $\Delta m_{21}^2 = 7.53_{-0.18}^{+0.18} \times 10^{-5}$ eV^2 [20]. From the latest results at the Neutrino 2020 conference [21], the inconsistency is reduced to around 1.4σ due to the larger statistics and the update of analysis methods.

Determining whether this inconsistency is a statistical fluctuation or a physical effect beyond the standard neutrino oscillation framework requires further measurements. The Jiangmen Underground Neutrino Observatory (JUNO), a 20 kt multi-purpose underground liquid scintillator (LS) detector, can measure Δm_{21}^2 to an unprecedented sub-percent level using reactor antineutrinos [22]. Measurements of ^8B solar neutrinos will also benefit, primarily because of the large target mass, which affords excellent self-shielding and comparable statistics to Super-K. A preliminary discussion of the radioactivity requirements and the cosmogenic isotope background can

be found in the JUNO Yellow Book [22]. In this paper, we present a more comprehensive study with the following updates. The cosmogenic isotopes are better suppressed, with improved veto strategies. The analysis threshold for the recoil electrons can be decreased to 2 MeV, assuming an achievable intrinsic radioactivity background level, which compares favorably with the current world-best 3 MeV threshold at Borexino [23]. The lower threshold leads to larger signal statistics and a more sensitive examination of the spectrum distortion of recoil electrons. New measurement of the non-zero signal rate variation versus the solar zenith angle (Day-Night asymmetry) is also expected. After combining with the ^8B neutrino flux from the SNO NC measurement, the Δm_{21}^2 precision is expected to be similar to the current global fitting results [24]. This paper has the following structure. Sec. II presents the expected ^8B neutrino signals in the JUNO detector. Sec. III describes the background budget, including the internal and external natural radioactivity, and the cosmogenic isotopes. Sec. IV summarizes the results of sensitivity studies.

II. SOLAR NEUTRINO DETECTION AT JUNO

In LS detectors, the primary detection channel for solar neutrinos is their elastic scattering with electrons. The signal spectrum is predicted with the following steps: generation of neutrino flux and energy spectrum, considering oscillation in the Sun and the Earth; determination of the recoil electron rate and kinematics; and implementation of the detector response. A two-dimensional spectrum of signal counts with respect to the visible energy and the solar zenith angle is produced and utilized in sensitivity studies.

A. ^8B neutrino generation and oscillation

In this study, we assume an arrival ^8B neutrino flux of $(5.25 \pm 0.20) \times 10^6$ / cm^2/s provided by the NC channel measurement at SNO [25]. The relatively small contribution (8.25×10^3 / cm^2/s) from *hep* neutrinos, produced by the capture of protons on ^3He , is also included in the calculation of ES signals. The ^8B and *hep* neutrino spectra are taken from Refs. [26, 27], as shown in Fig. 1. The neutrino spectrum shape uncertainties (a shift of approximately ± 100 keV) are primarily due to the uncertain energy levels of ^8Be excited states. The shape uncertainties are propagated into the energy-correlated systematic uncertainty on the recoil electron spectrum. The radial profile of the neutrino production in the Sun for each component is taken from Ref. [28].

Calculation of the solar neutrino oscillation in the Sun follows the standard MSW framework [13, 14]. The oscillation is affected by the coherent interactions with the medium via forward elastic weak CC scattering in the Sun. The neutrino evolution function can be modified by

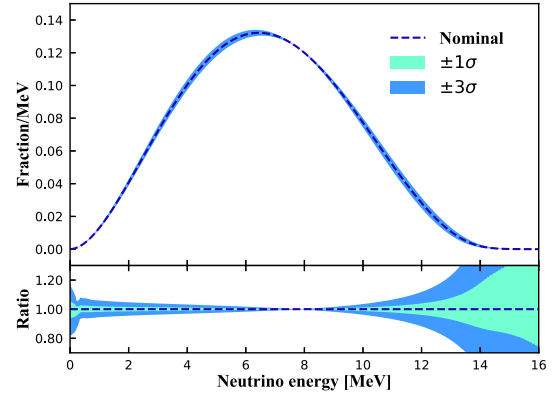


Fig. 1. (color online) ^8B ν_e spectrum together with the shape uncertainties. The data are taken from Ref. [26].

the electron density in the core, which is the so-called MSW effect. However, because of the slow change in electron density, the neutrino evolution function reduces to an adiabatic oscillation from the position where the neutrino is produced to the surface of the Sun. Moreover, the effects of evolution phases with respect to the effective mass eigenstates average out to be zero because of the sufficiently long propagation distance of the solar neutrinos, resulting in decoherent mass eigenstates prior to arrival on Earth. The survival probability of solar neutrinos is derived by taking all these effects into account.

During the Night, solar neutrinos must pass through the Earth prior to reaching the detector, which via the MSW effect can make the effective mass eigenstates coherent again, leading to ν_e regeneration. Compared with Super-K (36°N), the lower latitude of JUNO (22°N) slightly enhances this regeneration. This phenomenon is quantized by measuring the signal rate variation versus the cosine of the solar zenith angle ($\cos\theta_z$). The definition of θ_z and the effective detector exposure with respect to 1 A.U. for 10 years of data acquisition are shown in Fig. 2. In the exposure calculation, the sub-solar points are calculated with the Python library PyEphem [29], and the Sun-Earth distances are given by the library AACGM-v2 [30]. The results are consistent with those in Ref. [31]. The Day is defined as $\cos\theta_z < 0$, and the Night is defined as $\cos\theta_z > 0$. The ν_e regeneration probability is calculated assuming a spherical Earth and using the averaged 8-layer density from the Preliminary Reference Earth Model (PREM) [32].

Taking the MSW effects in both the Sun and the Earth into consideration, the ν_e survival probabilities (P_{ee}) with respect to the neutrino energy E_ν for the two Δm_{21}^2 values are shown in Fig. 3. The other oscillation parameters are taken from PDG-2018 [33]. The shadowed area shows the P_{ee} variation at different solar zenith angles. A transition energy region connecting the two oscillation regimes is found between 1 MeV and 8 MeV. A smooth upturn trend for $P_{ee}(E_\nu)$ in this trans-

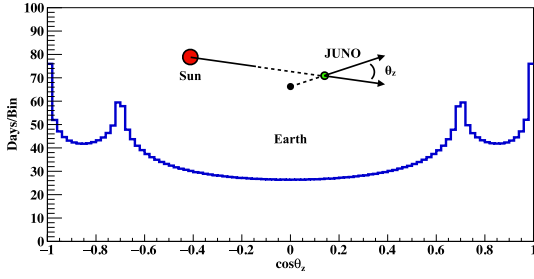


Fig. 2. (color online) Definition of the solar zenith angle, θ_z , and the effective detector exposure with respect to 1 A.U. for ten years of data acquisition.

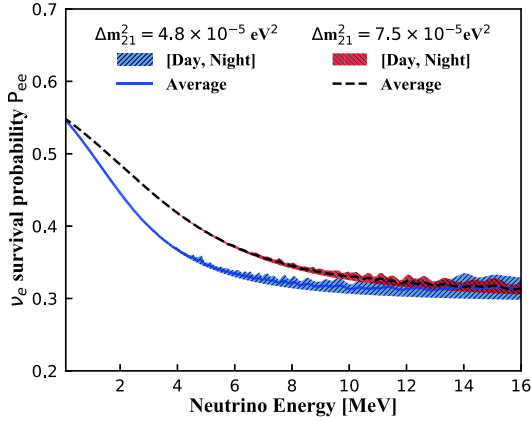


Fig. 3. (color online) Solar ν_e survival probabilities (P_{ee}) with respect to the neutrino energy. A transition from the MSW dominated oscillation to the vacuum dominated one is found when the neutrino energy changes from high to low ranges. The shadowed area shows the variation of P_{ee} at different solar zenith angles. A smaller Δm_{21}^2 leads to a larger Day-Night asymmetry effect.

ition energy range is also expected. As the Δm_{21}^2 value decreases, a steeper upturn at the transition range and a larger Day-Night asymmetry at high energies can be found. Furthermore, the $P_{ee}(E_\nu)$ in the transition region is especially sensitive to non-standard interactions [15]. Thus, by detecting ^8B neutrinos, the existence of new physics that sensitively affects the transition region can be tested, and the Day-Night asymmetry can be measured.

B. ν - e elastic scattering

In the ν - e elastic scattering process, ν_e can interact with electrons via both W^\pm and Z^0 boson exchange, while $\nu_{\mu,\tau}$ can only interact with electrons via Z^0 exchange. This leads to a cross section of ν_e - e that is approximately six times larger than that of $\nu_{\mu,\tau}$ - e , as shown in Fig. 4. For the cross section calculation, we use

$$\frac{d\sigma}{dT_e}(E_\nu, T_e) = \frac{\sigma_0}{m_e} \left[g_1^2 + g_2^2 \left(1 - \frac{T_e}{E_\nu} \right)^2 - g_1 g_2 \frac{m_e T_e}{E_\nu^2} \right], \quad (1)$$

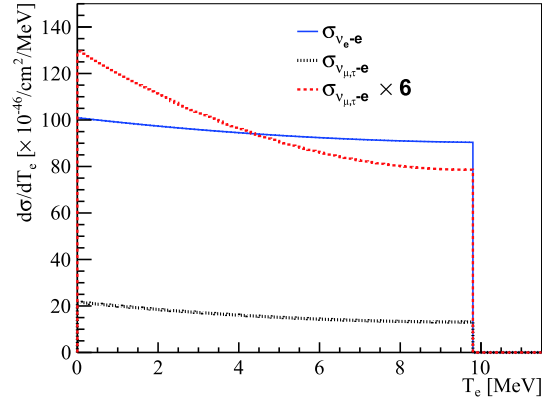


Fig. 4. (color online) Differential cross section of ν_e - e (blue) and $\nu_{\mu,\tau}$ - e (black) elastic scattering for a 10 MeV neutrino. The stronger energy dependence of the $\nu_{\mu,\tau}$ - e cross section, as illustrated in red, produces another smooth upturn in the visible electron spectrum compared with the case without the appearance of $\nu_{\mu,\tau}$.

where E_ν is the neutrino energy, T_e is the kinetic energy of the recoil electron, m_e is the electron mass, and $\sigma_0 = \frac{2G_F^2 m_e^2}{\pi} \approx 88.06 \times 10^{-46} \text{ cm}^2$ [34]. The quantities g_1 and g_2 depend on neutrino flavor: $g_1^{(\nu_e)} = g_2^{(\bar{\nu}_e)} \approx 0.73$, $g_2^{(\nu_e)} = g_1^{(\bar{\nu}_e)} \approx 0.23$, $g_1^{(\nu_{\mu,\tau})} = g_2^{(\bar{\nu}_{\mu,\tau})} \approx -0.27$, and $g_2^{(\nu_{\mu,\tau})} = g_1^{(\bar{\nu}_{\mu,\tau})} \approx 0.23$.

After scattering, the total energy and momentum of the neutrino and electron are redistributed. Physics studies rely on the visible spectrum of recoil electrons, predicted in the following steps. First, the ES cross section is applied to the neutrino spectrum to obtain the kinetic energy spectrum of recoil electrons. To calculate the reaction rate, the electron density is 3.38×10^{32} per kt, using the LS composition in Ref. [22]. The expected signal rate in the full energy range is 4.15 (4.36) counts per day per kt (cpd/kt) for $\Delta m_{21}^2 = 4.8$ (7.5) $\times 10^{-5} \text{ eV}^2$. A simplified detector response model, including the light output non-linearity of the LS from Daya Bay [35] and the 3%/ \sqrt{E} energy resolution, is applied to the kinetic energy of the recoil electron, resulting in the visible energy E_{vis} . To calculate the fiducial volumes, the ES reaction vertex is also smeared by a 12 cm/ \sqrt{E} resolution. Eventually, the number of signals is counted with respect to the visible energy and the solar zenith angle, as shown in Fig. 5. The two-dimensional spectrum will be used to determine the neutrino oscillation parameters, as it carries information on both the spectrum distortion, primarily from oscillation in the Sun, and the Day-Night asymmetry from oscillation in the Earth. Table 1 provides the expected signal rates during Day and Night within the two visible energy ranges.

III. BACKGROUND BUDGET

Unlike the correlated signals produced in the Inverse Beta Decay reaction of reactor antineutrinos, the ES sig-

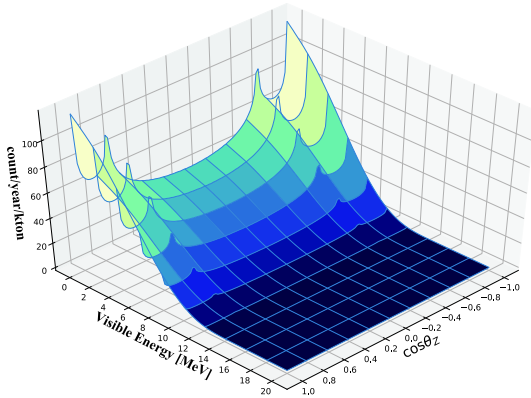


Fig. 5. (color online) ${}^8\text{B}$ $\nu-e$ ES signal counts with respect to the visible energy of the recoil electron and the cosine of the solar zenith angle $\cos\theta_z$. The spectrum carries information on neutrino oscillation both in the Sun and the Earth and can be used to determine the neutrino oscillation parameters.

Table 1. JUNO ${}^8\text{B}$ $\nu-e$ E signal rates in terms of per day per kt (cpd/kt) during the Day and Night, in different visible energy ranges.

Rate [cpd/kt]	(0, 16) MeV		(2, 16) MeV	
	Day	Night	Day	Night
$\Delta m_{21}^2 = 4.8 \times 10^{-5} \text{ eV}^2$	2.05	2.10	1.36	1.40
$\Delta m_{21}^2 = 7.5 \times 10^{-5} \text{ eV}^2$	2.17	2.19	1.44	1.46

nal of solar neutrinos corresponds to a single event. A good signal-to-background ratio requires extremely radiopure detector materials, sufficient shielding from surrounding natural radioactivity, and an effective strategy to reduce the background from unstable isotopes produced by cosmic-ray muons passing through the detector. Based on the R&D of JUNO detector components, a background budget has been built for ${}^8\text{B}$ neutrino detection at JUNO. Assuming an intrinsic ${}^{238}\text{U}$ and ${}^{232}\text{Th}$ radioactivity level of 10^{-17} g/g, the 2 MeV analysis threshold can be achieved, yielding a sample from 10 years of data acquisition containing approximately 60,000 ES signal events and 30,000 background candidates.

The threshold cannot be further reduced below 2 MeV because of the large background from cosmogenic ${}^{11}\text{C}$, which is a β^+ isotope with a decay energy of 1.982 MeV and a half-life of 20.4 min, with a production rate in the JUNO detector of more than 10,000 per day. The huge yield and long life-time of ${}^{11}\text{C}$ make it very difficult to suppress this background to a level similar to that of the signal, limiting the analysis threshold to 2 MeV.

A. Natural radioactivity

As shown in Fig. 6, the 20 kt liquid scintillator is contained in a spherical acrylic vessel with an inner diameter of 35.4 m and a thickness of 12 cm. The vessel is supported

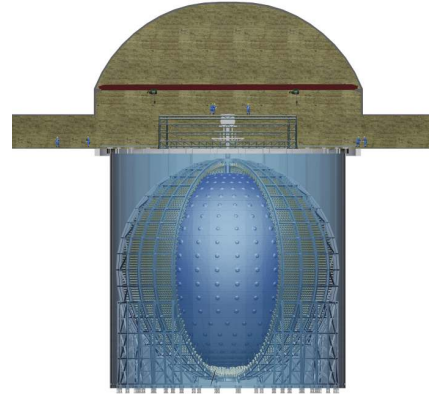


Fig. 6. (color online) Diagram of the JUNO detector. The 20 kt LS is contained in a spherical acrylic vessel with an inner diameter of 35.4 m, and the vessel is supported by a stainless steel latticed shell that contains approximately 18,000 20-inch PMTs and 25,000 3-inch PMTs.

ted by a 600 t stainless steel (SS) structure composed of 590 SS bars connected to acrylic nodes. Each acrylic node includes an approximately 40 kg SS ring, providing sufficient strength. The LS is equipped with approximately 18,000 20-inch PMTs and 25,000 3-inch small PMTs. The 18,000 20-inch PMTs comprise 5,000 Hamamatsu dynode PMTs and 13,000 PMTs with a microchannel plate (MCP-PMT) instead of a dynode structure. All of the PMTs are installed on the SS structure, and the glass bulbs of the large PMTs are positioned approximately 1.7 m away from the LS. Pure water in the pool serves as both passive shielding and a Cherenkov muon detector equipped with approximately 2,000 20-inch PMTs. The natural radioactivity is divided into internal and external parts, where the internal part is the LS intrinsic background and the external part is from other detector components and surrounding rocks. The radioactivity of each to-be-built detector component has been measured [36] and is used in the Geant4 (10.2) based simulation [37].

1. External radioactivity

Among the external radioactive isotopes, ${}^{208}\text{Tl}$ is the most critical one because it has the highest energy γ (2.61 MeV) from its decay. This was also the primary reason that Borexino could not lower the analysis threshold to below 3 MeV [23]. This problem is overcome in JUNO because of its much larger detector size. In addition, all detector materials at JUNO have been carefully selected to fulfill radiopurity requirements [38]. The ${}^{238}\text{U}$ and ${}^{232}\text{Th}$ contaminations in SS are measured to be less than 1 ppb and 2 ppb, respectively. In acrylic, both are at the 1 ppt level. One improvement is from the glass bulbs of MCP-PMTs, in which the ${}^{238}\text{U}$ and ${}^{232}\text{Th}$ contaminations are 200 ppb and 125 ppb, respectively [39]. These values are 2 to 4 times lower than those of the 20-inch

Hamamatsu PMTs.

With the measured radioactivity values, a simulation is performed to obtain the external γ deposited energy spectrum in the LS, as shown in Fig. 7. ^{208}Tl decays in the PMT glass and in the SS rings of the acrylic nodes dominate the external background, which is responsible for the peak at 2.6 MeV. The continuous part from 2.6 to 3.5 MeV is due to the multiple γ releases from a ^{208}Tl decay. Limited by the huge computing resources required to simulate a sufficient number of ^{208}Tl decays in the PMT glass, an extrapolation method is used to estimate its contribution in the region with a spherical radius of less than 15 m, based on the simulated results in the outer region. According to the simulation results, an energy dependent fiducial volume (FV) cut, in terms of the reconstructed radial position (r) in the spherical coordinate system, is designed as follows:

- $2 < E_{\text{vis}} \leq 3$ MeV, $r < 13$ m, 7.9 kt target mass;
- $3 < E_{\text{vis}} \leq 5$ MeV, $r < 15$ m, 12.2 kt target mass;
- $E_{\text{vis}} > 5$ MeV, $r < 16.5$ m, 16.2 kt target mass.

In this way, the external radioactivity background is suppressed to less than 0.5% compared with the signals in the entire energy range, while the signal statistics are maximized at high energies.

In addition to the decays of natural radioactive isotopes, another important source of high energy γ is the (n, γ) reaction in rocks, PMT glass, and the SS structure [23, 40]. Neutrons primarily come from the (α, n) reaction and the spontaneous fission of ^{238}U ; these are denoted as radiogenic neutrons. The neutron fluxes and spectra are calculated using the neutron yields from Refs. [23, 41] and the measured radioactivity levels. Then, the simulation is performed to account for the neutron transportation and capture, high energy γ release, and energy deposition. In the FV of $r < 16.5$ m, this radiogenic neut-

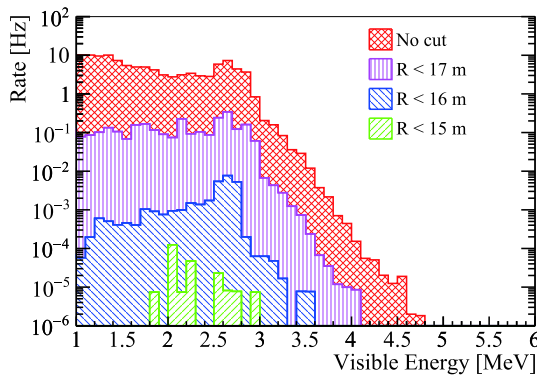


Fig. 7. (color online) Deposited energy spectra in LS by external γ after different FV cuts. The plot is generated by simulation with measured radioactivity values of all external components. The multiple γ releases of ^{208}Tl decays in acrylic and SS nodes account for the background from 3 to 5 MeV. With a set of energy-dependent FV cuts, the external background is suppressed to less than 0.5% compared with the signals.

ron background contribution is found to be less than 0.001 per day and can be neglected.

2. Internal radioactivity

With a negligible external background after the FV cuts, the intrinsic impurity levels of the LS and backgrounds from cosmogenic isotopes determine the lower analysis threshold of recoil electrons. JUNO will deploy four LS purification approaches. Three of them focus on the removal of natural radioactivity in the LS during distillation, water extraction, and gas stripping [42]. An additional online monitoring system (OSIRIS [43]) will be built to measure the ^{238}U , ^{232}Th , and radon contaminations before filling the LS. As a feasibility study, following the assumptions in the JUNO Yellow Book [22], we start with 10^{-17} g/g ^{238}U and ^{232}Th in the secular equilibrium, which are close to those of Borexino Phase I [44]. However, from Borexino's measurements, the daughter nuclei of ^{222}Rn , i.e., ^{210}Pb and ^{210}Po , are likely off-equilibrium. In this study, 10^{-24} g/g ^{210}Pb and a ^{210}Po decay rate of 2600 cpd/kt are assumed [45]. The top plot of Fig. 8 shows the internal background spectrum under the assumptions above; the ^8B neutrino signal is also drawn for comparison. Obviously, an effective background re-

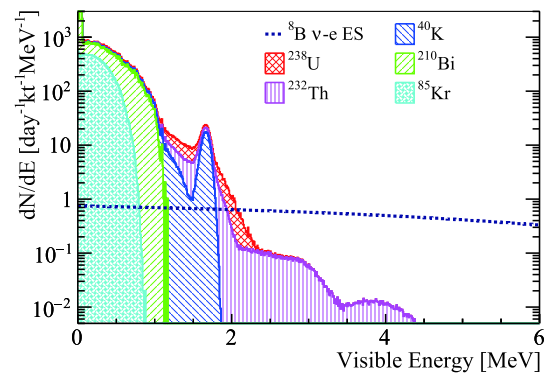
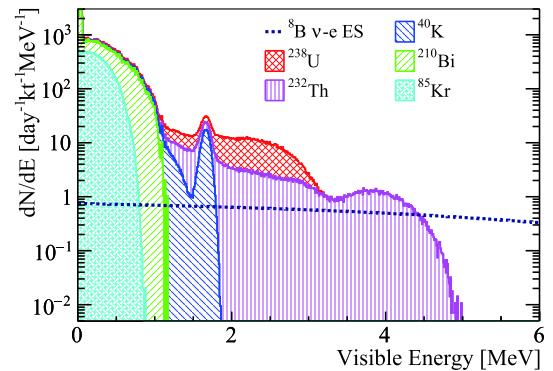


Fig. 8. (color online) Internal radioactivity background compared with ^8B signal before (top) and after (bottom) time, space, and energy correlation cuts to remove the Bi-Po/Bi-Tl cascade decays. The events in the 3–5 MeV energy range are dominated by ^{208}Tl decays, while those between 2 and 3 MeV are from ^{214}Bi and ^{212}Bi .

Table 2. Isotopes in the ^{238}U and ^{232}Th decay chains with decay energies larger than 2 MeV. With correlation cuts, most of the ^{214}Bi , ^{212}Bi , and ^{208}Tl decays can be removed. The decay data are taken from Ref. [46].

Isotope	Decay mode	Decay energy/MeV	τ	Daughter	Daughter's τ	Removal eff.	Removed signal
^{214}Bi	β^-	3.27	28.7 min	^{214}Po	237 μs	>99.5%	<1%
^{212}Bi	β^- : 64%	2.25	87.4 min	^{212}Po	431 ns	93%	~ 0
^{212}Bi	α : 36%	6.21	87.4 min	^{208}Tl	4.4 min	N/A	N/A
^{208}Tl	β^-	5.00	4.4 min	^{208}Pb	Stable	99%	20%
$^{234}\text{Pa}^{\text{m}}$	β^-	2.27	1.7 min	^{234}U	245500 years	N/A	N/A
^{228}Ac	β^-	2.13	8.9 h	^{228}Th	1.9 years	N/A	N/A

duction method is required. The α peaks are not included because, after LS quenching, their visible energies are usually less than 1 MeV, much smaller than the 2 MeV analysis threshold.

Above the threshold, the background is dominated by five isotopes, as listed in Table 2. ^{214}Bi and 64% of ^{212}Bi decays can be removed by the coincidence with their short-lived daughter nuclei, ^{214}Po ($\tau \sim 231 \mu\text{s}$) and ^{212}Po ($\tau \sim 431 \text{ ns}$), respectively. The removal efficiency of ^{214}Bi can reach approximately 99.5% with less than 1% loss of signal. Based on the current electronics design, which records PMT waveforms in a 1 μs readout window with a sampling rate of 1 G samples/s [47], it is assumed that ^{212}Po cannot be identified from its parent ^{212}Bi if it decays within 30 ns. Thus, for the ^{212}Bi - ^{212}Po cascade decays, the removal efficiency is only 93%. For the residual 7%, the visible energies of ^{212}Bi and ^{212}Po decays are added together because they are too close to each other to be considered separately.

In addition to removing ^{214}Bi and ^{212}Bi via the prompt correlation, which was also used in previous experiments, a new analysis technique used in this study is the reduction of ^{208}Tl . 36% of ^{212}Bi decays to ^{208}Tl by releasing an α particle. The decay of ^{208}Tl ($\tau \sim 4.4 \text{ min}$) dominates the background in the energy range of 3 to 5 MeV. With a 22 min veto in a spherical volume with a radius of 1.1 m around a ^{212}Bi α candidate, 99% of ^{208}Tl decays can be removed. The fraction of removed good events, estimated with the simulation, is found to be approximately 20% because there are more than 2600 cpd/kt ^{210}Po decays in the similar α energy range. Eventually, the signal over background (S/B) ratio in the energy range of 3–5 MeV is significantly improved, from 0.6 to 35.

However, for ^{228}Ac and $^{234}\text{Pa}^{\text{m}}$, both of which have decay energies slightly larger than 2 MeV, there are no available cascade decays for background elimination. If the ^{238}U and ^{232}Th decay chains are in secular equilibrium, their contributions can be statistically subtracted with the measured Bi-Po decay rates. Otherwise, the analysis threshold will increase to approximately 2.3 MeV.

Considering higher radioactivity level assumptions, if the ^{238}U and ^{232}Th contaminations are 10^{-16} g/g , the 2

MeV threshold is still achievable but with a worse S/B ratio in the energy range of 3 to 5 MeV. A 10^{-15} g/g contamination would result in a 5 MeV analysis threshold, determined by the end-point energy of ^{208}Tl decay. If ^{238}U and ^{232}Th contaminations reach to 10^{-17} g/g , but the ^{210}Po decay rate is greater than 10,000 cpt/kt, as in Borexino Phase I [44], the ^{208}Tl reduction mentioned above cannot be performed. Consequently, the ^{208}Tl background can only be statistically subtracted. The influence of these radioactivity level assumptions on the neutrino oscillation studies will be discussed in Sec. IVC.

B. Cosmogenic isotopes

In addition to natural radioactivity, another crucial background source comes from the decay of light isotopes produced by the cosmic-ray muon spallation process in the LS. The relatively shallow vertical rock overburden, approximately 680 m, leads to a 0.0037 Hz/m^2 muon flux, with an averaged energy of 209 GeV. The direct consequence is approximately 3.6 Hz muons passing through the LS target. More than 10,000 ^{11}C isotopes are generated per day, which constrains the analysis threshold to 2 MeV, as shown in Fig. 9. Based on the simulation and measurements of previous experiments, it is found that other isotopes can be suppressed to a 1% level with a cylindrical veto along the muon track and the Three-Fold Coincidence cut (TFC) among the muon, the spallation neutron capture, and the isotope decay [50, 51]. Details are presented in this section.

1. Isotope generation

When a muon passes through the LS, along with the ionization, many secondary particles are also generated, including e^\pm , γ , π^\pm , and π^0 . Neutrons and isotopes are produced primarily via the (γ, n) and π inelastic scattering processes. More daughters could come from the neutron inelastic scattering on carbon. Such a process is defined as a hadronic shower, in which most of the cosmogenic neutrons and light isotopes are generated. More discussion on the muon shower process can be found in Refs. [52, 53]. To understand the shower physics and develop a reasonable veto strategy, a detailed muon simulation has been carried out. The simulation starts with

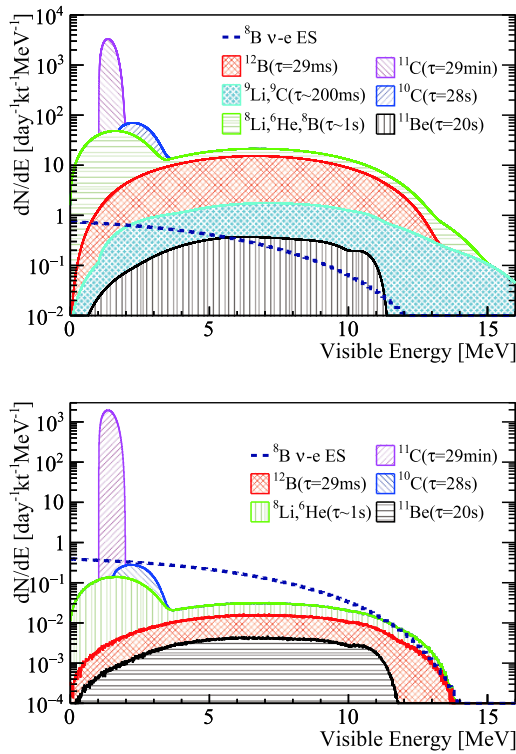


Fig. 9. (color online) Cosmogenic background before (top) and after veto (bottom). The isotope yields shown here are scaled from KamLAND [48] and Borexino measurements [49]. The huge amount of ^{11}C constrains the analysis threshold to 2 MeV. The other isotopes can be well suppressed with veto strategies discussed in the text.

CORSIKA [54] for the cosmic air shower simulation at the JUNO site, which gives the muon energy, momentum, and multiplicity distribution arriving at the surface. Then, MUSIC [55] is employed to track muons traversing the rock to the underground experiment hall, based on the local geological map. The muon sample after transporta-

tion is used as the event generator for Geant4, with which the detector simulation is performed and all secondary particles are recorded. A simulation data set consisting of 16 million muon events is prepared, corresponding to approximately 50 days of statistics.

In the simulation, the average muon track length in the LS is approximately 23 m, and the average deposited energy via ionization is 4.0 GeV. Given the huge detector size, approximately 92% of the 3.6 Hz LS muon events consist of one muon track, 6% have two muon tracks, and the rest have more than two. Events with more than one muon track are called muon bundles. In general, all of the muon tracks in one bundle are from the same air shower and are parallel to each other. In more than 85% of the bundles, the distance between muon tracks is larger than 3 m.

The cosmogenic isotopes affecting this analysis are listed in Table 3. The simulated isotope yields are found to be lower than those measured by KamLAND [48] and Borexino [49]. Thus, in our background estimation, the yields are scaled to the results of the two experiments, by empirically modelling the production cross section as being proportional to $E_\mu^{0.74}$, where E_μ is the average energy of the muon at the detector. Because the γ , π , and neutron mean free paths in the LS are tens of centimeters, the generation positions of the isotopes are close to the muon track, as shown in Fig. 10. For more than 97% of the isotopes, the distances are less than 3 m, leading to an effective cylindrical veto along the reconstructed muon track. However, the veto time can only be set to 3 to 5 s to keep a reasonable detector live time, which removes a small fraction of ^{11}C and ^{10}C . Thus, as mentioned before, the ^{11}C , primarily from the $^{12}\text{C}(\gamma, n)$ reaction, with the largest yield and a long life time, will push the analysis threshold of the recoil electron to 2 MeV. The removal of ^{10}C , primarily generated in the $^{12}\text{C}(\pi^+, np)$ reaction, relies on the TFC among the muon, neutron capture, and

Table 3. Summary of cosmogenic isotopes in JUNO. The isotope yields extracted from the Geant4 simulation, as well as the ones scaled to the measurements, are listed. The TFC fraction denotes the probability of finding at least one spallation neutron capture event between the muon and the isotope decay.

Isotope	Decay mode	Decay energy/MeV	τ	Yield in LS (/day)		TFC fraction
				Geant4 simulation	Scaled	
^{12}B	β^-	13.4	29.1 ms	1059	2282	90%
^9Li	β^- : 50%	13.6	257.2 ms	68	117	96%
^9C	β^+	16.5	182.5 ms	21	160	>99%
^8Li	$\beta^- + \alpha$	16.0	1.21 s	725	649	94%
^6He	β^-	3.5	1.16 s	526	2185	95%
^8B	$\beta^+ + \alpha$	~ 18	1.11 s	35	447	>99%
^{10}C	β^+	3.6	27.8 s	816	878	>99%
^{11}Be	β^-	11.5	19.9 s	9	59	96%
^{11}C	β^+	1.98	29.4 min	11811	46065	98%

isotope decay.

To perform the cylindrical volume veto, muon track reconstruction is required. There have been several reconstruction algorithms developed for JUNO, as reported in Refs. [56-59]. A precision muon reconstruction algorithm was also developed in Double Chooz [60]. Based on these studies, the muon reconstruction strategy in JUNO is assumed to be as follows. 1) If there is only one muon in the event, the track can be well reconstructed. 2) If there are two muons with a distance larger than 3 m in one event, which contributes to 5.5% of the total events, the two muons can be recognized and both are well reconstructed. If the distance is less than 3 m (0.5%), the number of muons can be identified via the energy deposit, but only one track can be reconstructed. 3) If there are more than two muons in one event (2%), it is conservatively assumed that no track information can be extracted, and the whole detector will be vetoed for 1 s. 4) If the energy deposit is larger than 100 GeV (0.1%), no matter how many muons are in the event, it is assumed that no track can be reconstructed from such a big shower.

To design the TFC veto, the characteristics of neutron production are obtained from the simulation. Approximately 6% of single muons and 18% of muon bundles produce neutrons, and the average numbers of neutrons are approximately 11 and 15, respectively. Most of the neutrons are close to each other, forming a spherical volume with a high concentration of neutrons. This volume can be used to estimate the shower position. The simulated neutron yields are compared with the data of several experiments, such as Daya Bay [61], KamLAND [48], and Borexino [62]. The differences are found to be less than 20%. The spatial distributions of the neutrons, defined as the distance between the neutron capture position and its parent muon track, are shown in Fig. 10. More than 90% of the neutrons are captured within 3 m from the muon track, consistent with KamLAND's measurement. The advantage of LS detectors is the high detec-

tion efficiency of the neutron capture for hydrogen and carbon, which can be as high as 99%. If there is at least one neutron capture between the muon and the isotope decay, the event is defined as TFC tagged. Then, the TFC fraction is the ratio of the number of tagged isotopes to the total number of generated isotopes. In Table 3, the TFC fraction in the simulation is summarized. The high TFC fraction comes from two aspects: the first is that a neutron and an isotope are simultaneously produced, such as ^{11}C and ^{10}C . The other one is the coincidence between one isotope and the neutron(s) generated in the same shower. If one isotope is produced, the median of neutrons generated by this muon is 13, and for more than one isotope, the number of neutrons increases to 110, as isotopes are usually generated in showers with large energy deposits. The red line in Fig. 10 shows the distance between an isotope decay and the nearest neutron capture, which is mostly less than 2 m.

2. Veto strategy

Based on the information above, the muon veto strategy is designed as follows.

- Whole detector veto:

Veto 2 ms after every muon event, passing through either the LS or water;

Veto 1 s for muon events without reconstructed tracks.

- The cylindrical volume veto, depending on the distance (d) between the candidate and the muon track:

Veto $d < 1$ m for 5 s;

Veto $1 \text{ m} < d < 3$ m for 4 s;

Veto $3 \text{ m} < d < 4$ m for 2 s;

Veto $4 \text{ m} < d < 5$ m for 0.2 s.

- The TFC veto:

Veto a 2 m spherical volume around a spallation neutron candidate for 160 s.

In the cylindrical volume veto, the 5 s and 4 s veto times are determined based on the life of ^8B and ^8Li . The volume with d between 4 and 5 m is mostly to remove ^{12}B , which has a larger average distance because the primary generation process is $^{12}\text{C}(n,p)$, and neutrons have a larger mean free path than γ 's and π 's. For muon bundles with two muon tracks reconstructed, the above cylindrical volume veto will be applied to each track. Compared with the veto strategies that reject any signal within a time window of 1.2 s and a 3 m cylinder along the muon track [22, 63], the above distance-dependent veto significantly improves the S/B ratio. The TFC veto is designed for the removal of ^{10}C and ^{11}Be . Moreover, it effectively removes ^8B , ^8Li , and ^6He generated in large showers and muon bundles without track reconstruction abilities.

The muons not passing through LS, defined as external muons, contribute to approximately 2% of isotopes, concentrated at the edge of the LS. Although there is no

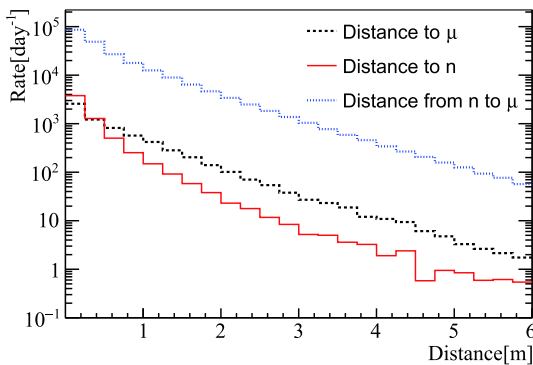


Fig. 10. (color online) Distribution of the simulated distance between an isotope and its parent muon track (black), and the distance between the isotope and the closest spallation neutron candidate (red). The distance between a spallation neutron capture and its parent muon is shown in blue.

available muon track for background suppression, the FV cut can effectively eliminate these isotopes and reach a B/S ratio of less than 0.1%, which can be safely neglected.

To estimate the dead time induced by the veto strategy and the residual background, a toy Monte Carlo sample is generated by mixing the ^8B neutrino signal with the simulated muon data. The whole detector veto and the cylindrical volume veto introduce 44% dead time, while the TFC veto adds an additional 4%. The residual backgrounds above the 2 MeV analysis threshold consist of ^{12}B , ^8Li , ^6He , ^{10}C , and ^{11}Be , as shown in Fig. 9. A potential improvement on the veto strategy may come from a joint likelihood based on the muon energy deposit density, the number of spallation neutrons, and time and distance distributions between the isotope and muon and those among the isotope and neutrons. In addition, this study could profit from the developing topological method for discrimination between the signal (e^-) and background (^{10}C , $e^+ + \gamma$) [56].

The actual isotope yields, distance distributions, and TFC fractions will be measured *in-situ* in the future. Estimation of residual backgrounds and uncertainties will rely on these measurements. Currently, the systematic uncertainties are assumed based on KamLAND's measurements [40], given the comparable overburden (680 m and 1000 m): 1% uncertainty for ^{12}B , 3% uncertainty for ^8Li and ^6He , and 10% uncertainty for ^{10}C and ^{11}Be .

C. Reactor antineutrinos

The reactor antineutrino flux at the JUNO site is approximately $2 \times 10^7/\text{cm}^2/\text{s}$, assuming 36 GW of thermal power. Combining the oscillated antineutrino flux with the corresponding cross section [64], the inverse beta decay (IBD) reaction rate between $\bar{\nu}_e$ and protons is approximately 4 cpd/kt, and the elastic scattering rate between $\bar{\nu}_x$ and electrons is approximately 1.9 cpd/kt in the energy range of 0 to 10 MeV. The products of the IBD reaction, e^+ and neutron, can be rejected to less than 0.5% using the correlation between them. The residual primarily comes from the two signals falling into one electronics readout window (1 μs). The recoil electron from the $\bar{\nu} - e$ ES channel, with a rate of 0.14 cpd/kt when the visible energy is greater than 2 MeV, cannot be distinguished from ^8B ν signals. A 2% uncertainty is assigned to this

background, according to the uncertainties of antineutrino flux and the ES cross section.

IV. Expected results

After applying all the selection cuts, approximately 60,000 recoil electrons and 30,000 background events are expected in 10 years of data acquisition, as listed in Table 4 and shown in Fig. 11. The dead time resulting from the muon veto is approximately 48% in the whole energy range. As listed in Table 2, the ^{212}Bi – ^{208}Tl correlation cut removes 20% of signals in the energy range of 3 to 5 MeV and less than 2% in other energy ranges. The detection efficiency uncertainty, primarily from the FV cuts, is assumed to be 1%, according to Borexino's results [23]. Given that the uncertainty of the FV is determined using the uniformly distributed cosmogenic isotopes, the uncertainty is assumed to be correlated among the three energy-dependent FVs. Because a spectrum distortion test will be performed, another important uncertainty source is the detector energy scale. For electrons with energies larger than 2 MeV, the nonlinear relationship between the LS light output and the deposited energy is less than 1%. Moreover, electrons from the cosmogenic ^{12}B decays, with an average energy of 6.4 MeV, can set strong constraints on the energy scale, as was

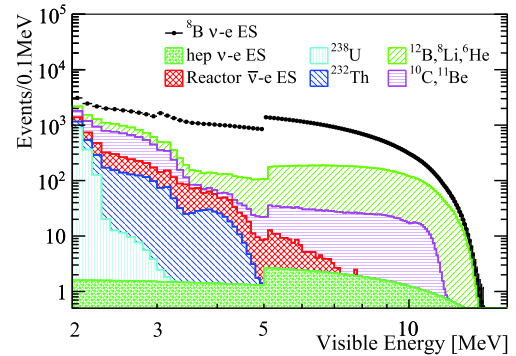


Fig. 11. (color online) Expected signal and background spectra in ten years of data acquisition, with all selection cuts and muon veto methods applied. Signals are produced in the standard LMA-MSW framework using $\Delta m_{21}^2 = 4.8 \times 10^{-5} \text{ eV}^2$. The energy dependent fiducial volumes account for the discontinuities at 3 MeV and 5 MeV.

Table 4. Summary of signal and background rates in different visible energy ranges with all selection cuts and muon veto methods applied. $\Delta m_{21}^{2*} = 4.8 \times 10^{-5} \text{ eV}^2$ and $\Delta m_{21}^{2\ddagger} = 7.5 \times 10^{-5} \text{ eV}^2$

cpd/kt	FV	^8B signal eff.	^{12}B	^8Li	^{10}C	^6He	^{11}Be	^{238}U	^{232}Th	$\bar{\nu} - e$ ES	Total bkg.	Signal rate at	
												Δm_{21}^{2*}	$\Delta m_{21}^{2\ddagger}$
(2, 3) MeV	7.9 kt	~51%	0.005	0.006	0.141	0.084	0.002	0.050	0.050	0.049	0.39	0.32	0.30
(3, 5) MeV	12.2 kt	~41%	0.013	0.018	0.014	0.008	0.005	0	0.012	0.016	0.09	0.42	0.39
(5, 16) MeV	16.2 kt	~52%	0.065	0.085	0	0	0.023	0	0	0.002	0.17	0.61	0.59
Syst. error	1%	<1%	3%	10%	3%	10%	1%	1%	2%				

done at Daya Bay [35] and Double Chooz [65]. Thus, a 0.3% energy scale uncertainty is used in this analysis, following the results in Ref. [35]. Three analyses are reported based on these inputs.

A. Spectrum distortion test

In the observed spectrum, the upturn comes from two aspects: the presence of $\nu_{\mu,\tau}$ and the upturn in P_{ee} . A background-subtracted Asimov data set is produced in the standard LMA-MSW framework using $\Delta m_{21}^2 = 4.8 \times 10^{-5} \text{ eV}^2$, shown as the black points in the top panel of Fig. 12. The other oscillation parameters are taken from PDG 2018 [33]. The error bars show only the statistical uncertainties. The ratio to the prediction of no-oscillation is shown as the black points in the bottom panel of Fig. 12. Here, no-oscillation is defined as pure ν_e with an arrival flux of $5.25 \times 10^6 / \text{cm}^2 / \text{s}$. The signal rate variation with respect to the solar zenith angle has been averaged. The expected signal spectrum using $\Delta m_{21}^2 = 7.5 \times 10^{-5} \text{ eV}^2$ is also

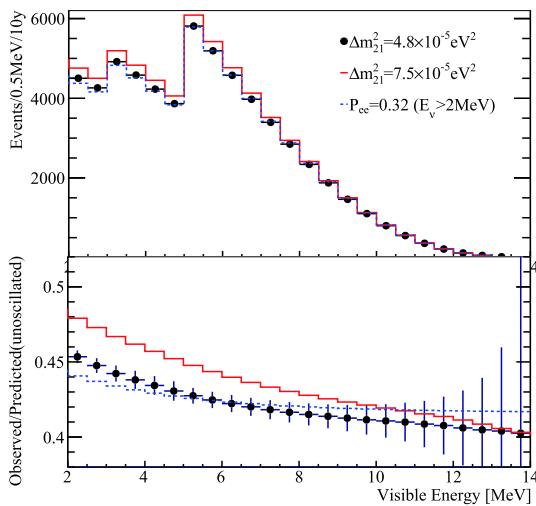


Fig. 12. (color online) Background subtracted spectra produced in the standard LMA-MSW framework for two Δm_{21}^2 values (black dots and red line, respectively) and the $P_{ee} = 0.32 (E_\nu > 2 \text{ MeV})$ assumption (blue line). Their comparison with the no flavor conversion is shown in the bottom panel. Only statistical uncertainties are shown. Details can be found in the text.

Table 5. Summary of the systematic uncertainties. Because the uncertainty of the ${}^8\text{B } \nu$ spectrum shape is absorbed in the coefficients α^i , σ_s is equal to 1. See the text for details.

	Notation	Value	Reference
Detection efficiency	σ_d	1%	Borexino [23]
Detector energy scale	σ_e	0.3%	Daya Bay [35], Double Chooz [65]
${}^8\text{B } \nu$ flux	σ_f	3.8%	SNO [25]
${}^8\text{B } \nu$ spectrum shape	σ_s	1	Ref. [26]
j^{th} background	σ_b^j	Table 4	This study

plotted as the red line for comparison. More signals can be found in the low energy range. The spectral difference provides the sensitivity that enables measurement of Δm_{21}^2 .

First, we would like to test an energy-independent hypothesis, where P_{ee} is assumed to be a flat value for neutrino energies larger than 2 MeV. An example spectrum generated with $P_{ee} = 0.32$ is plotted as the blue line in Fig. 12. Comparing with the no-oscillation prediction, the upturn of the blue line comes from the appearance of $\nu_{\mu,\tau}$ s, which have a different energy dependence in the $\nu - e$ ES cross section, as shown in Fig. 4. To quantify the sensitivity of rejecting this hypothesis, a χ^2 statistic is constructed as follows:

$$\chi^2 = 2 \times \sum_{i=1}^{140} \left(N_{\text{pre}}^i - N_{\text{obs}}^i + N_{\text{obs}}^i \times \log \frac{N_{\text{obs}}^i}{N_{\text{pre}}^i} \right) + \left(\frac{\varepsilon_d}{\sigma_d} \right)^2 + \left(\frac{\varepsilon_f}{\sigma_f} \right)^2 + \left(\frac{\varepsilon_s}{\sigma_s} \right)^2 + \left(\frac{\varepsilon_e}{\sigma_e} \right)^2 + \sum_{j=1}^{10} \left(\frac{\varepsilon_b^j}{\sigma_b^j} \right)^2, \quad (2)$$

$$N_{\text{pre}}^i = \left(1 + \varepsilon_d + \varepsilon_f + \alpha^i \times \varepsilon_s + \beta^i \times \frac{\varepsilon_e}{0.3\%} \right) \times T_i + \sum_{j=1}^{10} (1 + \varepsilon_b^j) \times B_{ij},$$

where N_{obs}^i is the observed number of events in the i^{th} energy bin in the LMA-MSW framework; N_{pre}^i is the predicted one in this energy bin, by adding the signal T_i generated under the flat P_{ee} hypothesis with the backgrounds B_{ij} , which is summed over j . Systematic uncertainties are summarized in Table 5. The detection efficiency uncertainty is σ_d (1%), the neutrino flux uncertainty is σ_f (3.8%), and σ_b^j is the uncertainty of the j^{th} background, summarized in Table 4. The corresponding nuisance parameters are ε_d , ε_f , and ε_b^j , respectively.

The two uncertainties relating to the spectrum shape, the ${}^8\text{B } \nu$ spectrum shape uncertainty σ_s and the detector energy scale uncertainty σ_e , are implemented in the statistic using the coefficients α^i and β^i , respectively. The neutrino energy spectrum with 1σ deviation is converted to the visible spectrum of the recoil electron. Its ratio to the visible spectrum converted from the nominal neut-

rino spectrum is denoted as α^i . In this way, the corresponding nuisance parameter, ε_s , follows the standard Gaussian distribution. For the 0.3% energy scale uncertainty, β^i is derived from the ratio of the electron visible spectrum shifted by 0.3% to the visible spectrum without shifting.

By minimizing χ^2 , the probabilities of excluding the flat $P_{ee}(E_\nu > 2 \text{ MeV})$ hypothesis, in terms of $\Delta\chi^2$ values, are listed in Table 6. The total neutrino flux is constrained with a 3.8% uncertainty (σ_f) from the SNO NC measurement, while the P_{ee} value is free in the minimization. The sensitivity is higher at larger Δm_{21}^2 values because of the larger upturn in the visible energy spectrum. If the true Δm_{21}^2 value is $7.5 \times 10^{-5} \text{ eV}^2$, the hypothesis could be rejected at the 2.7σ level. The statistics-only sensitivity of rejecting the flat P_{ee} hypothesis is $\Delta\chi^2 = 4.9$ (18.9) for $\Delta m_{21}^2 = 4.8 \times 10^{-5} \text{ eV}^2$ ($7.5 \times 10^{-5} \text{ eV}^2$) for the 3 MeV threshold, compared with $\Delta\chi^2 = 7.1$ (24.9) for the 2 MeV threshold.

To understand the effect of systematics, the impact of each systematic uncertainty is also provided in Table 6. The sensitivity is significantly reduced after introducing the systematics. For instance, with $\Delta m_{21}^2 = 7.5 \times 10^{-5} \text{ eV}^2$, including the neutrino spectrum shape uncertainty (σ_s) almost halves the sensitivity because the shape uncertainty can affect the ratio of events in the high and low visible energy ranges. If the detector energy scale uncertainty (σ_e) is included, the sensitivity is also significantly reduced for the same reason.

Table 6. Rejection sensitivity for the flat $P_{ee}(E_\nu > 2 \text{ MeV})$ hypothesis with 10 years of data acquisition for the two Δm_{21}^2 values. The impact of each systematic uncertainty is also listed separately.

$\Delta\chi^2$	$4.8 \times 10^{-5} \text{ eV}^2$	$7.5 \times 10^{-5} \text{ eV}^2$
Stat. only	7.1	24.9
Stat. + ^8B flux error	6.8	24.2
Stat. + ^8B shape error	3.6	11.8
Stat. + energy scale error	4.7	15.5
Stat. + background error	3.6	14.0
Final	2.0	7.3

B. Day-Night asymmetry

Solar neutrino propagation through the Earth is expected, via the MSW effect, to cause signal rate variation versus the solar zenith angle. This rate variation observable also provides additional sensitivity to the Δm_{21}^2 value, as shown in Fig. 13. The blue and red dashed lines represent the average ratio of the measured signal to the no-oscillation prediction, and they are calculated with $\Delta m_{21}^2 = 4.8 \times 10^{-5} \text{ eV}^2$ and $7.5 \times 10^{-5} \text{ eV}^2$, respectively.

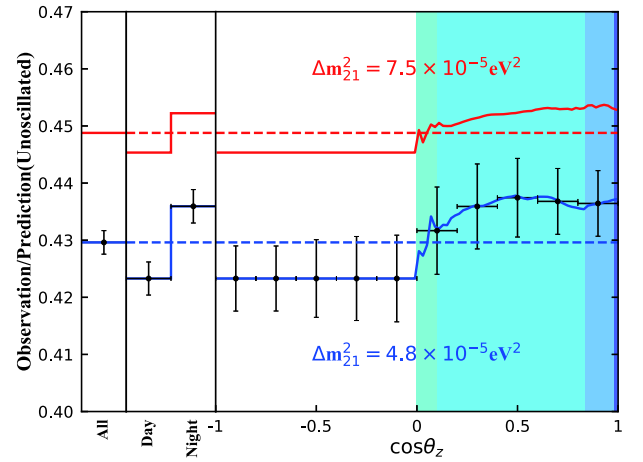


Fig. 13. (color online) Ratio of ^8B neutrino signals produced in the standard LMA-MSW framework to the no-oscillation prediction at different solar zenith angles. The uncertainties are propagated with a toy Monte Carlo simulation, and most of the systematic uncertainties are cancelled.

The solid lines show the signal rate variations versus solar zenith angle. Smaller Δm_{21}^2 values result in a larger MSW effect in the Earth and increased Day-Night asymmetry. The error bars are the expected uncertainties.

The variation is quantified by defining the Day-Night asymmetry as follows:

$$A_{\text{DN}} = \frac{R_{\text{D}} - R_{\text{N}}}{(R_{\text{D}} + R_{\text{N}})/2}, \quad (3)$$

where R_{D} and R_{N} are the background-subtracted signal rates during the Day ($\cos\theta_z < 0$) and Night ($\cos\theta_z > 0$), respectively. They are obtained by dividing the signal numbers listed in Table 7 by the effective exposure in Fig. 2. The uncertainties are propagated with a toy Monte Carlo program to correctly include the correlation among systematics. With ten years of data acquisition, JUNO has the potential to observe the Day-Night asymmetry at a significance of 3σ if $\Delta m_{21}^2 = 4.8 \times 10^{-5} \text{ eV}^2$. Even when restricted to an energy range from 5 to 16 MeV, within which neither natural radioactivity nor ^{10}C are significant.

Table 7. Number of background-subtracted signals during Day and Night in ten years of data acquisition for $\Delta m_{21}^2 = 4.8 \times 10^{-5} \text{ eV}^2$. A set of energy-dependent FV cuts is used, and the values of the three energy ranges are provided. The uncertainties are dominated by signal and background statistics.

Energy	Exposure	Day	Night	A_{DN}
2~3 MeV	41 kt·y	4334	4428	$(-2.1 \pm 3.2)\%$
3~5 MeV	51 kt·y	8686	8906	$(-2.5 \pm 1.7)\%$
5~16 MeV	84 kt·y	17058	17644	$(-3.4 \pm 1.2)\%$
2~16 MeV	N/A	30078	30977	$(-2.9 \pm 0.9)\%$

ant, a 2.8σ significance can still be achieved. If $\Delta m_{21}^2 = 7.5 \times 10^{-5} \text{ eV}^2$, the expected A_{DN} is $(-1.6 \pm 0.9)\%$ for the 2 to 16 MeV energy range. The different A_{DN} values also contribute to the Δm_{21}^2 determination.

The A_{DN} measurement uncertainty is dominated by statistics because most of the systematic uncertainties are cancelled in the numerator and denominator. Potential systematics could arise from differences in detector performance during Day and Night; however, this is expected to be negligible for the LS detector. Compared with Super-Kamiokande's results from Ref. [19], JUNO could reach the same precision of A_{DN} in less than 10 years. The primary improvement is a better S/B ratio, as JUNO can reject ^{208}Tl via the α - β cascade decay and suppress cosmogenic isotopes via the TFC technique.

C. Measurement of oscillation parameters

As mentioned above, in the standard neutrino oscillation framework, Δm_{21}^2 can be measured using the information in the spectra distortion and the signal rate variation versus solar zenith angle. The signal rate versus visible energy and zenith angle ($\cos\theta_z$) is illustrated in Fig. 5. To fit the distribution, a χ^2 statistic is defined as follows:

$$\chi^2 = 2 \times \sum_{i=1}^{140} \sum_{j=1}^{100} \left\{ N_{i,j}^{\text{pre}} - N_{i,j}^{\text{obs}} + N_{i,j}^{\text{obs}} \log \frac{N_{i,j}^{\text{obs}}}{N_{i,j}^{\text{pre}}} \right\} + \left(\frac{\varepsilon_d}{\sigma_d} \right)^2 + \left(\frac{\varepsilon_f}{\sigma_f} \right)^2 + \left(\frac{\varepsilon_s}{\sigma_s} \right)^2 + \left(\frac{\varepsilon_e}{\sigma_e} \right)^2 + \sum_{k=1}^{10} \left(\frac{\varepsilon_b^k}{\sigma_b^k} \right)^2, \quad (4)$$

where $N_{i,j}^{\text{pre}}$ and $N_{i,j}^{\text{obs}}$ are the predicted and observed number of events in the i^{th} energy bin and j^{th} $\cos\theta_z$ bin, respectively. The nuisance parameters have the same definitions as those in Eq. (2). The oscillation parameters $\sin^2\theta_{12}$ and Δm_{21}^2 are obtained by minimizing χ^2 . The values of other oscillation parameters are from PDG 2018 [33], and their uncertainties are negligible in this study.

With ten years of data acquisition, the expected sensitivity of $\sin^2\theta_{12}$ and Δm_{21}^2 is shown in Fig. 14. For $\sin^2\theta_{12}$, if the true value is 0.307, the 1σ uncertainty is 0.023. Because the sensitivity of $\sin^2\theta_{12}$ primarily comes from comparison of the measured number of signals to the predicted one, approximately 60% of its uncertainty is attributed to the ^8B ν flux uncertainty σ_f . For Δm_{21}^2 , assuming a true value of $4.8 \times 10^{-5} \text{ eV}^2$ corresponds to a 68% C.L. region of $(4.3, 5.6) \times 10^{-5} \text{ eV}^2$. Assuming a true Δm_{21}^2 value of $7.5 \times 10^{-5} \text{ eV}^2$ corresponds to a 68% C.L. region of $(6.3, 9.1) \times 10^{-5} \text{ eV}^2$. The asymmetric uncertainty arises because the Day-Night asymmetry measurement plays a more important role with a smaller Δm_{21}^2 . The Δm_{21}^2 precision is primarily limited by the statistical uncertainty in the Day-Night asymmetry measurement, with the signal statistics responsible for approximately

50% of the uncertainty. The subdominant uncertainty of 25% arises from the ^8B ν flux uncertainty, with a contribution of approximately 10% from the uncertainty of the ^8B ν spectrum shape. In conclusion, the discrimination sensitivity between the above two Δm_{21}^2 values is greater than 2σ ($\Delta\chi^2 \sim 5.3$), similar to the current solar global fitting results [24].

A crucial input to this study is the LS intrinsic radioactivity level. The current result is based on the assumption of achieving 10^{-17} g/g ^{238}U and ^{232}Th as well as a 2,600 cpd/kt ^{210}Po decay rate. If the ^{210}Po decay rate becomes greater than 10,000 cpd/kt, such as that in the Phase I of Borexino, ^{208}Tl cannot be reduced by the ^{212}Bi - ^{208}Tl cascade decay, and the S/B ratio decreases from 35 to 0.6 in the 3 to 5 MeV energy range. The effect on the Δm_{21}^2 precision is shown as the dashed line in the right panel of Fig. 14. If the ^{238}U and ^{232}Th contaminations are at the 10^{-15} g/g level, the analysis threshold would be limited to 5 MeV. The Δm_{21}^2 measurement would mostly rely on the Day-Night asymmetry, and the projected sensitivity is shown as the dotted line in the right panel of Fig. 14. In this case, the sensitivity of distinguishing the two Δm_{21}^2 values is slightly worse than 2σ ($\Delta\chi^2 \sim 3.5$). However, if ^{238}U and ^{232}Th contaminations are smaller than 10^{-17} g/g , the sensitivities do not have

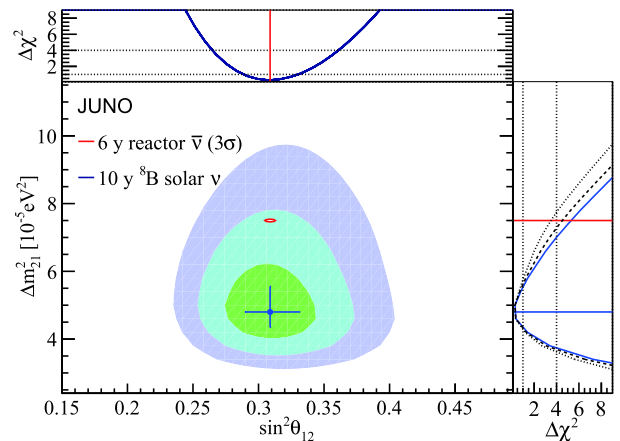


Fig. 14. (color online) 68.3%, 95.5%, and 99.7% C.L. allowed regions in the $\sin^2\theta_{12}$ and Δm_{21}^2 plane using the ^8B solar neutrino for ten years of data acquisition. The 99.7% C.L. region using six years of reactor $\bar{\nu}_e$ data is drawn in red for comparison, in which the Δm_{21}^2 central value is set to KamLAND's result [20], and uncertainties are taken from the JUNO Yellow Book [22]. The one-dimensional $\Delta\chi^2$ values for $\sin^2\theta_{12}$ and Δm_{21}^2 are shown in the top and right panels, respectively. The dashed line in the right panel represents the Δm_{21}^2 precision without ^{208}Tl reduction, while the dotted line shows the results with an analysis threshold limited to 5 MeV because of intrinsic ^{238}U and ^{232}Th contaminations at the 10^{-15} g/g level.

significant improvements, as the background in the 2 to 5 MeV energy range is dominated by cosmogenic ^{10}C and ^6He in this case.

V. SUMMARY AND PROSPECTS

More than fifty years after the discovery of solar neutrinos, they continue to provide the potential for major contributions to neutrino physics. The JUNO experiment, with a 20 kt LS detector, can shed light on the current inconsistency between Δm_{21}^2 values measured using solar neutrinos and reactor antineutrinos. Compared with the discussion in the JUNO Yellow Book [22], a set of energy-dependent FV cuts is newly designed based on comprehensive background studies, leading to a maximized target mass with negligible external background. The veto strategies for cosmogenic isotopes are also improved compared with those in Refs. [22, 63]. A set of distance-dependent veto time cuts is developed for the cylindrical veto along the muon track, resulting in a significantly improved signal to background ratio. With 10^{-17}

g/g intrinsic ^{238}U and ^{232}Th , the analysis threshold of recoil electrons from the ES channel can be reduced from the current value of 3 MeV at Borexino [23] to 2 MeV. In the standard three-flavor neutrino oscillation framework, the spectrum distortion and the Day-Night asymmetry lead to a Δm_{21}^2 measurement of $4.8_{-0.5}^{+0.8} (7.5_{-1.2}^{+1.6}) \times 10^{-5} \text{ eV}^2$, with a precision similar to that of the current solar global fitting result.

The interactions between neutrinos and carbon, such as $\nu_x - ^{12}\text{C}$ NC and $\nu_e - ^{13}\text{C}$ CC channels, are under investigation. Most of the neutrino energy is carried by electrons in the CC reactions, and it can also be used for examination of the spectrum distortion. Furthermore, both channels could be utilized in the search for *hep* solar neutrinos, which have a predicted arrival flux of $8.25 \times 10^3 / \text{cm}^2/\text{s}$ but have not been detected yet.

ACKNOWLEDGEMENT

We are grateful for the ongoing cooperation from the China General Nuclear Power Group.

References

- [1] Raymond Davis, Don S. Harmer, and Kenneth C. Hoffman, *Phys. Rev. Lett.* **20**, 1205-1209 (1968)
- [2] K. S. Hirata *et al.*, *Phys. Rev. Lett.* **63**, 16 (1989)
- [3] P. Anselmann *et al.*, *Phys. Lett. B* **285**, 376-389 (1992)
- [4] M. Altmann *et al.*, *Phys. Lett. B* **490**, 16-26 (2000)
- [5] A. I. Abazov *et al.*, *Phys. Rev. Lett.* **67**, 3332-3335 (1991)
- [6] Y. Fukuda *et al.*, *Phys. Rev. Lett.* **81**, 1158-1162 (1998)
- [7] Q. R. Ahmad *et al.*, *Phys. Rev. Lett.* **87**, 071301 (2001)
- [8] Q. R. Ahmad *et al.*, *Phys. Rev. Lett.* **89**, 011301 (2002)
- [9] C. Arpesella *et al.*, *Phys. Lett. B* **658**, 101-108 (2008)
- [10] H. H. Chen, *Phys. Rev. Lett.* **55**, 1534-1536 (1985)
- [11] Francesco L. Villante, Aldo M. Serenelli, Franck Delahaye *et al.*, *Astrophys. J.* **787**, 13 (2014)
- [12] Maria Bergemann and Aldo Serenelli, *Solar Abundance Problem*, (Springer International Publishing, Cham, 2014) pages 245-258
- [13] L. Wolfenstein, *Phys. Rev. D* **17**, 2369-2374 (1978)
- [14] S. P. Mikheyev and A. Yu. Smirnov, *Sov. J. Nucl. Phys.* **42**, 913-917 (1985)
- [15] Michele Maltoni and Alexei Yu. Smirnov, *Eur. Phys. J. A* **52**(4), 87 (2016)
- [16] C. Giunti and Y.F. Li, *Phys. Rev. D* **80**, 113007 (2009)
- [17] H.W. Long, Y.F. Li, and C. Giunti, *JHEP* **08**, 056 (2013)
- [18] S.J. Li, J.J. Ling, N. Raper *et al.*, *Nucl. Phys. B* **944**, 114661 (2019)
- [19] K. Abe *et al.*, *Phys. Rev. D* **94**(5), 052010 (2016)
- [20] A. Gando *et al.*, *Phys. Rev. D* **88**(3), 033001 (2013)
- [21] Yasuhiro Nakajima, Recent results and future prospects from Super-Kamiokande, Presentation at the XXIX International Conference on Neutrino Physics and Astrophysics (Neutrino 2020), June 2020
- [22] Fengpeng An *et al.*, *J. Phys. G* **43**(3), 030401 (2016)
- [23] M. Agostini *et al.*, *Phys. Rev. D* **101**(6), 062001 (2020)
- [24] Ivan Esteban and M. C. Gonzalez-Garcia, *JHEP* **01**, 106 (2019)
- [25] B. Aharmim *et al.*, *Phys. Rev. C* **88**, 025501 (2013)
- [26] John N. Bahcall, E. Lisi, D. E. Alburger *et al.*, *Phys. Rev. C* **54**, 411-422 (1996)
- [27] John N. Bahcall, *Phys. Rev. C* **56**, 3391-3409 (1997)
- [28] John N. Bahcall, Aldo M. Serenelli, and Sarbani Basu, *Astrophys. J.* **621**, L85-L88 (2005)
- [29] Brandon R. Pyephem astronomy library, <https://rhodesmill.org/pyephem/index.html>
- [30] S. G. Shepherd, *Journal of Geophysical Research: Space Physics* **119**(9), 7501-7521 (2014)
- [31] A.N. Ioannian, A. Yu. Smirnov, and D. Wyler, *Phys. Rev. D* **92**(1), 013014 (2015)
- [32] A. M. Dziewonski and D. L. Anderson, *Phys. Earth Planet. Interiors* **25**, 297-356 (1981)
- [33] M. Tanabashi *et al.*, *Phys. Rev. D* **98**(3), 030001 (2018)
- [34] Carlo Giunti and Chung W. Kim, *Fundamentals of Neutrino Physics and Astrophysics*, 4 2007
- [35] D. Adey *et al.*, *Nucl. Instrum. Meth. A* **940**, 230-242 (2019)
- [36] Monica Sisti, *Radioactive background control for the JUNO experimental setup*, Poster at the XXVIII International Conference on Neutrino Physics and Astrophysics (Neutrino 2018), June 2018
- [37] S. Agostinelli *et al.*, *Nucl. Instrum. Meth. A* **506**, 250-303 (2003)
- [38] Xin-Ying Li, Zi-Yan Deng, Liang-Jian Wen *et al.*, *Chin. Phys. C* **40**(2), 026001 (2016)
- [39] Xuantong Zhang, Jie Zhao, Shulin Liu *et al.*, *Nucl. Instrum. Meth. A* **898**, 67-71 (2018)
- [40] S. Abe *et al.*, *Phys. Rev. C* **84**, 035804 (2011)
- [41] Jie Zhao, Ze-Yuan Yu, Jiang-Lai Liu *et al.*, *Chin. Phys. C* **38**(11), 116201 (2014)
- [42] P. Lombardi *et al.*, *Nucl. Instrum. Meth. A* **925**, 6-17 (2019)
- [43] Alexandre Göttel, OSIRIS - A 20 ton liquid scintillator detector as a radioactivity monitor for JUNO, poster at Neutrino 2020, July 2020
- [44] C. Arpesella *et al.*, *Phys. Rev. Lett.* **101**, 091302 (2008)
- [45] M. Agostini *et al.*, *Phys. Rev. D* **100**(8), 082004 (2019)
- [46] Table of nuclides, <http://atom.kaeri.re.kr/>
- [47] Bellato, M. and others, *Nucl. Instrum. Meth. A* **985**, 164600 (2021), arXiv:2003.08339
- [48] S. Abe *et al.*, *Phys. Rev. C* **81**, 025807 (2010)
- [49] G. Bellini *et al.*, *Phys. Rev. D* **82**, 033006 (2010)
- [50] H. Back *et al.*, *Phys. Rev. C* **74**, 045805 (2006)

- [51] M. Agostini *et al.*, *Nature* **562**(7728), 505-510 (2018)
- [52] Shirley Weishi Li and John F. Beacom, *Phys. Rev. D* **91**(10), 105005 (2015)
- [53] Shirley Weishi Li and John F. Beacom, *Phys. Rev. D* **92**(10), 105033 (2015)
- [54] D. Heck, J. Knapp, J. N. Capdevielle *et al.*, *CORSIKA: a Monte Carlo code to simulate extensive air showers*. 1998
- [55] V.A. Kudryavtsev, *Computer Physics Communications* **180**(3), 339-346 (2009)
- [56] Björn Wonsak, 3D Topological Reconstruction for the JUNO Detector, Poster at the XXVIII International Conference on Neutrino Physics and Astrophysics (Neutrino 2018), June 2018
- [57] Christoph Genster, Michaela Schever, Livia Ludhova *et al.*, *JINST* **13**(03), T03003 (2018)
- [58] Kun Zhang, Miao He, Weidong Li *et al.*, *Radiation Detection Technology and Methods* **2**(13), (2018)
- [59] Björn S. Wonsak, Caren I. Hagner, Dominikus A. Hellgartner *et al.*, *JINST* **13**(07), P07005 (2018)
- [60] Y. Abe *et al.*, *Nucl. Instrum. Meth. A* **764**, 330-339 (2014)
- [61] Fengpeng An *et al.*, *Phys. Rev. D* **97**(5), 052009 (2018)
- [62] G. Bellini *et al.*, *JCAP* **1308**, 049 (2013)
- [63] Jie Zhao, Liang-Jian Wen, Yi-Fang Wang *et al.*, *Chin. Phys. C* **41**(5), 053001 (2017)
- [64] P. Vogel and John F. Beacom, *Phys. Rev. D* **60**, 053003 (1999)
- [65] H. de Kerret *et al.*, *Nature Phys.* **16**(5), 558-564 (2020)