

This is a self-archived version of an original article. This version may differ from the original in pagination and typographic details.

Author(s): Kontro, Titta K.; Tolvanen, Asko; Sarna, Seppo; Kaprio, Jaakko; Kujala, Urho M.

Title: Physical activity, use of alcohol and smoking in middle-aged and aging men : A longitudinal study among Finnish male former athletes and controls

Year: 2021

Version: Accepted version (Final draft)

Copyright: © 2020 European College of Sport Science

Rights: In Copyright

Rights url: <http://rightsstatements.org/page/InC/1.0/?language=en>

Please cite the original version:

Kontro, T. K., Tolvanen, A., Sarna, S., Kaprio, J., & Kujala, U. M. (2021). Physical activity, use of alcohol and smoking in middle-aged and aging men : A longitudinal study among Finnish male former athletes and controls. *European Journal of Sport Science*, 21(3), 460-469.

<https://doi.org/10.1080/17461391.2020.1761889>

Physical activity, use of alcohol and smoking in middle-aged and aging men. A longitudinal study among Finnish male former athletes and controls.

Titta K. Kontro,¹ Asko Tolvanen,² Seppo Sarna,³ Jaakko Kaprio,^{3,4} Urho M. Kujala¹

¹Faculty of Sport and Health Sciences, University of Jyväskylä, Jyväskylä, Finland

²Methodology Center for Human Sciences, University of Jyväskylä, Jyväskylä, Finland

³Department of Public Health, University of Helsinki, Helsinki, Finland

⁴Institute for Molecular Medicine Finland (FIMM), University of Helsinki, Helsinki, Finland

Correspondence to: Titta K. Kontro, Faculty of Sport and Health Sciences,

University of Jyväskylä, P.O. BOX 35, 40014 Jyväskylä, Finland;

titta.k.kontro@student.jyu.fi

Key words: ALCOHOL, COHORT STUDY, FORMER ATHLETE(S), PHYSICAL ACTIVITY, SMOKING.

Word count: 3679

ABSTRACT

Objective: It is not known whether decrease in physical activity (PA) is associated with binge drinking among former athletes. The purpose of this study was to investigate the reciprocal associations between PA and use of alcohol among former athletes and controls at four time points. Furthermore, we examined whether there were longitudinal latent profiles related to use of alcohol, smoking and PA during the follow-up.

Methods: Finnish male former elite athletes (n=1633) and matched controls (n=1099) questionnaire-reported their PA, alcohol consumption and smoking at four time points in 1985, 1995, 2001 and 2008.

Results: Former athletes were more physically active and smoked less than controls, but in all profiles smoking decreased during the follow-up. Former athletes consumed alcohol significantly more compared to controls in 1985, especially if their athletic career had ended suddenly by sports injury. At other time points, no differences were seen. Five latent profiles were found, and there were significant differences between former athletes and controls in the probabilities to belong to four of them. PA decreased in four of five profiles, while alcohol consumption decreased or increased in some profiles. But PA did not predict later alcohol consumption at any time point. Cross-lagged path model indicated that the mutual associations of alcohol use and PA were weak at most.

Conclusions: Although risk of excessive alcohol consumption may increase in individuals, whose athletic career has ended suddenly by sports injury, overall PA and alcohol affected each other's development only modestly among former athletes and controls during the 23-year follow-up.

Key words: ALCOHOL, COHORT STUDY, FORMER ATHLETE(S), PHYSICAL ACTIVITY, SMOKING.

1 INTRODUCTION

2

3 There is a widespread scientific and public health policy consensus that behavioral factors such as low
4 physical activity (PA), cigarette smoking, and alcohol drinking are major contributors to morbidity and
5 mortality.¹⁻³ PA exerts several positive health effects on adult chronic diseases, on psychological health and
6 functionality.⁴

7

8 Cross-sectional and longitudinal studies have found that habitual physical inactivity, compared to
9 continuous PA during late adolescence, predicts higher prevalence of smoking during young adulthood even
10 after familial factors are accounted for.⁵⁻⁶ Correspondingly, people who drink are much more likely to
11 smoke,⁷⁻⁸ and dependence on alcohol and tobacco is also correlated.⁹

12

13 Studies have found that current and former athletes smoke less than non-athletes.¹⁰⁻¹⁴ Correspondingly,
14 sports participation is identified in some studies as a protective factor against drinking in young
15 individuals.¹⁵ But athletic participation has been associated in other studies with excessive alcohol
16 consumption,¹⁶⁻¹⁸ alcohol-related problems¹⁹ and alcohol dependence.²⁰ There is a paucity of scientific
17 data on alcohol consumption among former athletes, because most studies are only focused on drinking
18 habits among younger and current athletes.¹⁵⁻²⁰ Correspondingly, it is not known whether decrease in PA is
19 associated with increased alcohol use and binge drinking among former athletes in later life. Furthermore,
20 the longitudinal course of drinking among individuals with variable degrees of athletic participation is less
21 studied.¹⁶

22

23 Studies have found that retirement can lead to increased binge drinking among older people, who may use
24 alcohol to combat loneliness and counter boredom.²¹⁻²³ It has been detected that if an active sports career
25 ends unexpectedly and an individual has a high athletic identity, adaptation to forced athletic retirement will
26 be challenging²⁴ and it might lead to alcohol-related problems.²⁵

27 The first aim of this study was to examine if there was difference in use of alcohol or smoking between
28 Finnish former athletes from a well-studied cohort having different reasons for quitting active sports career.
29 Correspondingly, it is not known whether changes in PA are associated with changes in the overall
30 consumption and pattern of use of alcohol among former athletes. The second purpose of this study was to
31 investigate the associations between PA and use of alcohol among former elite athletes and controls at four
32 time points spanning 23 years from middle-age onwards after an active sports career. Furthermore, we
33 examined whether the characteristics of longitudinal latent profiles related to use of alcohol, smoking and
34 PA during the follow-up. So, this unique longitudinal study revealed novel data on the associations between
35 PA and other health-related behaviors in middle-aged and aging men.

37 **METHODS**

39 **Participants**

41 An original cohort of former elite athletes (n=2657) was formed by identifying men who had represented
42 Finland between 1920 and 1965 at least once at the Olympic Games, European or World championships, or
43 international contests between two or three countries.^{14,26} A control cohort (n=1712) was selected from
44 Finnish men who at the age of 20 years had been identified healthy in the medical inspection for enlisting in
45 ordinary military service (class A1, which means fully fit for ordinary military service). The control cohort
46 was formed by matching the same age groups and area of residence with the former elite athletes.^{14,26} After
47 first finding the athlete in the register, the selection of each control subject was done. The control subject
48 was chosen nearest the A1 conscript listed to the athlete. This procedure was carried out in the years 1978-
49 1979, when 85.3 % of the athletes had been identified.²⁶

51 Participants who had died before the follow-up started in January 1, 1985 were excluded from this study.
52 Thus, the final study population was 2732 men (1633 former athletes, 1099 controls) shown in Table 1 and

53 Figure 1. The athletes were divided into three groups according to the type of training needed to achieve
54 optimal results:²⁷ endurance (n=287), mixed (n=769) and power sports (n=577).

55
56 Participants were not involved in setting the research question, the outcome measures or study design.
57 Before taking part in the study all the participants gave informed consent by returning the questionnaires,
58 which were accompanied by a cover letter explaining the purpose of the study. This study was conducted
59 according to good clinical and scientific practice and the Declaration of Helsinki. Ethical approval for
60 questionnaire data collection was given by The ethics committee of the Hospital District of Helsinki and
61 Uusimaa, and the Ministry of Social Affairs and Health in Finland.

62 63 **The 1985, 1995, 2001 and 2008 questionnaire studies**

64
65 Questionnaires eliciting information on reasons for ending sports career, socio-demographic factors, and
66 health-related lifestyle habits, were sent to the surviving cohort members in the years 1985, 1995 and 2001
67 (Figure 1). In 2008, an invitation to participate in a clinical study was sent to all former athletes and controls
68 who were still alive and had answered at least one of the previous questionnaires. The clinical study
69 included a physical examination, laboratory tests and questionnaires.²⁸ Former elite athletes (n=1255, 82%
70 response rate in 1985) and controls (n=764, 76% response rate in 1985), who answered the physical
71 activity-, alcohol- or smoking-related questions in any questionnaires, were included in the statistical
72 analysis. Because the analyses were made by using the full information maximum likelihood method, there
73 was no need to use imputation. The missing values are supposed to be missing at random (MAR).

79 Questionnaire-based covariates

80
81 The volume of physical activity (MET-hours/week, MET, metabolic equivalent) in questionnaires was
82 computed from the responses to three structured questions on intensity, duration and frequency of activity
83 using a previously validated method.²⁹

84
85 Alcohol consumption based on quantity-frequency measures of beverage use, asked separately for beer,
86 wine and spirits, was converted into grams of pure alcohol per month as previously reported^{14,30} in each
87 survey. In the 1985 questionnaire study alcohol consumption was assessed by heavy drinking occasions
88 (HDO). HDO is defined as drinking 5 or more alcoholic drinks (>60 grams of pure alcohol) on a single
89 occasion on at least 1 day in the past 30 days.³¹ Responses formed two categories: no HDO and at least one
90 HDO.¹⁴ The smoking status of the participants was classified into three categories from responses to a
91 detailed smoking history: never, former, current (including occasional) smokers (for more details see Table
92 S1, Supplemental Digital Content 1). Furthermore, cigarettes per day (CPD) for former and current smokers
93 was calculated based on all questionnaires. Use of coffee (cups per day) was based on responses from 1985,
94 1995 and 2008 questionnaires.

95
96 Marital status of the participants was classified into 6 categories in the questionnaire study of 1985:
97 unmarried, married, remarried, cohabitated, divorced, widowed. The working status of the participants was
98 classified into 4 categories in the questionnaire study 1985: employed (salaried or self-employed), retired
99 for old age, retired on a disability pension and unemployed. The participants were classified into five social
100 class groups: executives and professionals, lower white collar workers, skilled (blue) collar workers,
101 unskilled workers and farmers³² according to the occupation in which they had practiced the longest (for
102 the distributions see Table S2, Supplemental Digital Content 2). This classification also reflects the
103 occupational loading and socioeconomic status of the participants. The social group distribution of athletes
104 differed from that of controls ($p < 0.001$, χ^2 -test). Occupational data were collected partly from the Central

105 Population Registry of Finland and partly from the 1985 questionnaire, asking for the occupation in which
106 they had been active the longest.

107
108 Reasons for ending the athletic sports career was categorized into six groups based on questions in the 1985
109 questionnaire: enthusiasm had ended, sports injury, work or studies, age, disease and other reasons.

111 **Statistical analysis**

112
113 The descriptive data are presented as the mean and standard deviation (SD) or 95% confidence intervals
114 (CI) if distributed normally; otherwise the descriptive data are shown as the median and range. The
115 differences in the distributions of the categorical variables were examined using cross-tabulations with the
116 Chi-square (χ^2) -test.¹⁴

117
118 The questionnaire data was analyzed using non-parametric Kruskal-Wallis-test and using the Dunn-
119 Bonferroni approach for post hoc testing in pairwise comparisons for more than two groups ($p < 0.05$),
120 because some of the variables were not normally distributed and variances were not equal. The Mann-
121 Whitney-U-test was used to compare differences between sports groups and controls ($p < 0.05$).
122 Homogeneity of variances were assessed using Levene's test and normality using Kolmogorov-Smirnov's
123 test ($p < 0.05$).¹⁴

124
125 A bivariate cross-lagged path model was used to investigate the direction and magnitude of the associations
126 between PA and alcohol consumption at four time points. The full cross-lagged path model and its
127 specifications are shown in Supplemental Digital Content 4 (Figure S4). A bivariate cross-lagged path
128 model was not used to examine associations between PA and smoking, because neither CPD nor categorical
129 smoking status variable were not appropriate to this model.

131 Latent profile analysis (LPA) was used to find simultaneous developmental profiles in PA, alcohol and
132 smoking behaviors measured at 1985, 1995, 2001 and 2008. Profiles in the latent classes were specified to
133 differ in the mean values of PA and alcohol consumption whereas smoking behavior was specified as
134 categorical (three categories) allowing the proportion of three categories differ between profiles. Variances
135 of the two continuous variables were allowed to differ between latent profiles. The estimation method was
136 full information maximum likelihood with robust standard errors estimates (MPLUS).

137
138 Missing values were supposed to be missing at random (MAR). Total sample size was 2275 in which
139 covariance coverage in year 1985 was between 0.85 - 0.86, in year 1995 0.56 - 0.67, in year 2001 0.48 -
140 0.52 and in year 2008 0.23 - 0.29. For details of the analysis method and use of covariates, see
141 Supplemental Digital Contents 5 and 6.

142
143 P-values <0.05 were considered statistically significant. Statistical analyses were performed using SPSS
144 statistical software (versions 24.0 and 26.0 for Windows; SPSS Inc., Chicago, IL), and Mplus statistical
145 software package (version 8.2 for Windows; Mplus Corp, California).

147 **RESULTS**

148
149 The former athletes (n=1276) were 56.8 (SD 11.0) years old on average in 1985, compared to 55.0 (SD
150 10.3) years among controls (n=777 respondents). Former athletes self-reported reasons for quitting athletic
151 career in the 1985 questionnaire: 22.6 % (n=231) enthusiasm had ended, 20.2 % (n=207) sports injury, 9.9
152 % (n=101) work or studies, 32.1 % (n=328) age, 1.8 % (n=18) disease and 13.5 % (n=138) other reasons. In
153 2008 the mean age of the former athletes (n=747) was 73.8 (SD 7.0) years and controls 72.8 (SD 6.3) years
154 (N=436) (for more details, see Table 1).

157 **Survey descriptives in 1985, 1995, 2001 and 2008**

158
159 Former athletes were more physically active than controls at the four time points, also mean of MET-
160 hours/week was significantly higher among former athletes (30.3 MET-hours/week in 1985 and 31.4 MET-
161 hours/week in 2008) than controls (14.9 MET-hours/week in 1985 and 20.5 MET-hours/week in 2008)
162 during the 23-year follow-up ($p<0.0001$) (For more details see Table S1, Supplemental Digital Content 1).

163
164 In 1985 former athletes consumed more alcohol (425 g/month) compared to controls (398 g/month)
165 ($p<0.05$), but the proportion having HDOs did not differ between former athletes and controls ($p=0.60$)
166 (For more details see Table S1, Supplemental Digital Content 1). The use of alcohol was higher among
167 former athletes if their athletic sports career had ended suddenly by sports injury (524 g/month) or
168 enthusiasm had ended (536 g/month) compared to age (478 g/month) or disease (406 g/month) ($p<0.05$).
169 Correspondingly, the proportion having HDOs differed between reasons for athletic career ending
170 ($p<0.001$): HDOs were more common among former athletes if their athletic sports career had ended
171 suddenly by sports injury (35.8 %) or enthusiasm had ended (43.5 %) compared to age (12.0 %) or disease
172 (28.4 %).

173
174 Reasons for quitting active sports career among former athletes were not associated with smoking status
175 ($p=0.21$). Controls smoked more than former athletes at all surveys ($p<0.0001$). In 1985 31 % of controls
176 and 21% of former athletes were current smokers, while 9 % of controls and 5 % of former athletes were
177 current smokers in 2008 (For more details see Table S1, Supplemental Digital Content 1). Finally, current
178 and ex-smokers consumed more alcohol than non-smokers in 1985 ($p<0.05$).

183 **A bivariate cross-lagged path model**

184
185 The specific bivariate cross-lagged model fitted well to the data (Model fit: χ^2 (d.f.=9)=10.29, $p=.328$,
186 RMSEA=0.007, CFI=0.999, TLI=0.997 and SRMR=0.018 (see Figure S4)). R-squares (R^2) and
187 standardized regression coefficients for stability of PA and use of alcohol between consecutive time points
188 are given in Supplemental Table for all participants, former athletes and controls (see Table S3,
189 Supplemental Digital Content 3). R^2 - values for use of alcohol in 1995, 2001 and 2008: 0.74, 0.82 and 1.00.
190 R^2 - values for PA in 1995, 2001 and 2008: 0.66, 0.84 and 0.73 (PA 2008) (for more details, see Table S3
191 and Figure S4). Among all participants there was only one statistically significant cross-lagged regression
192 coefficient -0.10 (beta) from use of alcohol in 1995 to PA in 2001 ($p<0.001$). Correspondingly, the
193 correlation of -0.14 between use of alcohol and PA was statistically significant only in 1985 ($p<0.001$) (see
194 Figure S4, Supplemental Digital Content 4). There was no interaction between athletic status and the use of
195 alcohol ($\chi^2(12) = 14.55, p = 0.267$).

197 **Latent profile analysis (LPA)**

198
199 According to the Adjusted Lo-Mendell-Rubin likelihood ratio test (AdjLMR) tests the five latent profile
200 solution fitted to the data best. At least five latent profiles were supported by the BIC (see Table S5,
201 Supplemental Digital Content 5). Even if the BIC value decreased to the six latent profile solution the mean
202 profiles for two latent classes were very similar. So, we decided upon the five latent profile solution. In the
203 Figure 2 the mean values of PA and use of alcohol (standardized using whole data) and estimated
204 proportions of smoking status showed that the longitudinal profiles were very stable across measurements.
205 Confidence intervals for key estimates are presented in Supplementary Tables S6b (standardized) and S6c
206 (distributions).

208 Profile 1 (total 14.0 % (n=317)) included participants who were physically inactive, used more alcohol than
209 average and did not smoke. Profile 2 (21.7 % (n=494)) included participants who were physically inactive,
210 used average amounts of alcohol, but smoked more than average. Profile 3 (30.8 % (n=700)) included
211 participants who were physically inactive, used less alcohol and were average smokers. Profile 4 (15.4 %
212 (n=351)) included participants who were highly physically active, used less alcohol and smoked less than
213 average. Profile 5 (18.1 % (n=413)) included participants who were highly physically active, used alcohol
214 and smoked more than average (Figure 2).

215

216 During follow-up, PA decreased in profile 1, while the use of alcohol both increased and decreased, and
217 smoking decreased ($p<0.05$). In profile 2 PA and the use of alcohol increased, but smoking decreased over
218 time ($p<0.05$). In profile 3 PA, the use of alcohol and smoking decreased ($p<0.05$). In profile 4 PA
219 decreased, the use of alcohol increased and smoking decreased over time ($p<0.05$). In profile 5 there was
220 very little change in PA and the use of alcohol between surveys, but smoking decreased ($p<0.05$) (for more
221 details, see Figure 2 and Supplemental Digital Contents 6 and 7, tables S6b-c and description).

222

223 Profile 4 differed from other profiles in PA at every timepoint ($p<0.05$), but profiles 1 and 3 did not differ
224 from each other. There was a significant difference in the use of alcohol between all profiles at every
225 timepoint ($p<0.05$), except profiles 1 and 2 did not differ from each other at baseline (1985) (Figure 2).
226 Furthermore, there were statistically significant differences in the proportion of current smokers between
227 profiles at all timepoints, but profiles 3 and 4 as well as profiles 2 and 5 did not differ from each other (for
228 more details, see Figure 2 and Supplemental Digital Contents 6 and 7, tables S6b-c and description).

229

230 Average Latent Class Posterior Probabilities (AvePP) showed a clear distinction of latent profiles, which
231 were 0.90, 0.87, 0.83, 0.90 and 0.94 for latent profiles 1-5. Probability of former athletes (62.0 % (n=1410))
232 belong to profile 1 was 0.17, profile 2 was 0.15, profile 3 was 0.28, profile 4 was 0.21 and profile 5 was
233 0.19, whereas probability of controls (38.0% (n=864)) belong to profile 1 was 0.09, profile 2 was 0.33,

234 profile 3 was 0.35, profile 4 was 0.06 and profile 5 was 0.17 (Figure 3). There was statistically significant
235 difference between former athletes and controls in probability belong to profiles 1-4: profile 1 ($p=0.002$),
236 profile 2 ($p<0.001$), profile 3 ($p=0.002$), profile 4 ($p<0.001$), but not profile 5 ($p=0.31$). Neither mean
237 values of PA and use of alcohol nor proportion of smoking did not differ statistically significantly between
238 former athletes and controls in any profile.

239
240 Profile distributions of covariates are presented in tables and figures in supplemental digital contents 6 and
241 8.

244 **DISCUSSION**

246 **Main findings**

247
248 Former athletes were more physically active and smoked less than controls at all four time points. In
249 contrast, former athletes consumed significantly more alcohol compared to controls only in the 1985
250 questionnaire study, but not later. Among all participants there was only one statistically significant cross-
251 lagged regression coefficient from use of alcohol in 1995 to PA in 2001, and correspondingly the
252 correlation between use of alcohol and PA was statistically significant only in 1985. The use of alcohol was
253 higher among former athletes especially if their athletic sports career had ended suddenly by sports injury or
254 enthusiasm had ended compared to age or ill-health as reasons for career termination.

255
256 We found five latent profiles, and there was a statistically significant difference between former athletes and
257 controls in probabilities of belonging to profiles 1-4, but not profile 5. Within profiles, PA, use of alcohol,
258 and the proportion of smokers did not differ between former athletes and controls in any profile. This
259 indicates that the latent class profiles captured distinct longitudinal lifestyle characteristics of ageing

260 middle-aged men. Former elite athletes differ from healthy controls in the probability of belonging to a
261 specific profile. Former athletes belonged more likely than controls to profile in which individuals were
262 more physically active, used less alcohol and smoked less. Changes in profile means were seen: generally
263 PA and smoking decreased but alcohol consumption could also increase during the follow-up.

265 **Strengths and limitations of our study**

266
267 This long-term follow-up study revealed new information on the associations between PA and health-
268 related behavior in middle-aged and aging men. The large study population and long follow-up time were
269 strengths of this study. Self-reported data on health-related behaviors include known limitations, but our
270 questions on PA,²⁹ smoking³³ and the use of alcohol³⁴ have been previously validated. Because these former
271 athletes competed at top-level before 1965, we cannot predict whether these results can be generalized to
272 today's elite athletes or athletes who had competed in lower level, to non-athletes or to women.
273 Additionally, the controls were fit enough for military participation which considerably limits the
274 generalisability of this study findings to general population, but it increases the comparability between
275 former athletes and controls. Furthermore, it is generally known that today's elite athletes have more
276 progressive training methods, better equipment, techniques, specializations and more specific coaches with
277 better knowledge of such as biomechanics, nutrition and psychological factors compared with elite athletes
278 in the past.

280 **Comparisons with other studies**

281
282 Binge drinking and alcohol-related harms are generally known among current athletes.¹⁶⁻¹⁸ But there is a
283 paucity of evidence on the longitudinal course of drinking among current¹⁶ and former athletes and how
284 vigorous PA is associated with alcohol consumption and smoking among former athletes several decades
285 after their peak sporting performance.

286

287 Current athletes smoke less than non-athletes as we have shown in previous studies on this cohort^{10,13-14} but
288 also by other investigators.¹¹⁻¹² Furthermore, our findings were partly consistent with other studies that have
289 shown that active athletes consume more alcohol than non-athletes.¹⁶⁻¹⁸ Former athletes consumed more
290 alcohol than controls in the 1985 questionnaire study, but there were no differences later.

291

292 Of note is that use of alcohol was higher among those former athletes especially if their athletic career had
293 ended suddenly by sports injury. The role of unplanned change in PA with later increase in alcohol use is
294 consistent with our previous observation that alcohol consumption was greater if participation in leisure-
295 time sports was discontinued after athletic career.¹⁴ Other studies have also observed that if an active sports
296 career ends unexpectedly and an individual has a high athletic identity, adaptation to athletic retirement will
297 be challenging²⁴ and it might lead to alcohol-related problems.²⁵ According to Chambers (2002) alcohol-
298 related problems were associated with disability and adaption to life after athletic career among former ice-
299 hockey players.²⁵ Some studies suggest that sports-induced pressure, peer- or teammate-induced influence,
300 and competitive nature of athletes, might be related to heavy use of alcohol among young athletes.^{16,35}
301 Additionally, most alcohol-related risk factors, such as familial and sociodemographic factors, among the
302 general population may also be applicable to current and former athletes.¹⁶ It has been indicated that
303 different factors can predispose to alcohol-related problems in different ages.³⁶ Studies have found that
304 retirement can lead to increased binge drinking among older people, who may use alcohol to combat
305 loneliness and counter boredom.²¹⁻²³

306

307 Finally, we found that PA did not predict later alcohol consumption at any time point. However, findings of
308 the latent profile analysis reflected the overall decrease in PA with age which is consistent with other
309 studies.³⁷⁻³⁹ Correspondingly, smoking decreased in all profiles during the follow-up, reflecting the strong
310 decrease of smoking among Finnish men in the same time. However, the use of alcohol both increased and

311 decreased during the follow-up, reflecting the overall increased consumption of alcohol in Finland in the
312 1980s, 1990s and early 2000s.

314 **Future directions**

315
316 There is less studies focused on assessing the effect of interventions implemented in sports settings on
317 alcohol consumption.⁴⁰ Additionally, further studies will be needed to examine the associations between PA,
318 alcohol consumption and smoking among today's athletes, non-athletes or women. A deeper understanding
319 of the relationships between PA, the use of alcohol and smoking is necessary to determine the true
320 consequences of alcohol and tobacco on health and well-being among current and former athletes.

322 **CONCLUSIONS**

323
324 Former athletes have distinct profiles from non-athletes with respect to PA, alcohol and smoking. However,
325 PA did not predict later alcohol consumption at any time point. Although alcohol consumption may increase
326 in individuals, whose athletic career has ended suddenly by sports injury, overall PA and alcohol affected
327 each other's development only modestly over a 23 year follow-up.

337 **Contributors**

338 SS, JK and UMK collected the data. TTK and AT analyzed the data. TTK drafted the manuscript. All
339 authors contributed to study design, and the revision of the manuscript, and accepted the final version. The
340 authors apologize for not being able to cite all the noteworthy work in this area because of constraints on
341 space.

342 **Funding**

343 This study was funded by University of Jyväskylä, the University of Helsinki and Urheiluopistosäätiö.
344 There was no conflict of interests. JK is supported by the Academy of Finland (grants 265240 and 312073).

345 **Competing interest**

346 None.

347 **Ethical approval**

348 This study was conducted according to good clinical and scientific practice and the Declaration of Helsinki.
349 The authors declare that the results of this study are presented clearly, honestly, and without fabrication,
350 falsification or inappropriate data manipulation. Approval for questionnaire data collection was given by
351 The ethics committee of the Hospital District of Helsinki and Uusimaa, and the Ministry of Social Affairs
352 and Health in Finland. All the participants gave informed consent by returning the questionnaires, which
353 were accompanied by a cover letter explaining the purpose of the study.

354 **Data sharing**

355 The former athletes are well known persons in Finnish society; hence the data cannot be openly shared.
356 Researchers are encouraged to contact the authors and we will make every effort to accommodate additional
357 analyses.

358

359

360

361

362

363

364

365

366 REFERENCES

- 367 1. Fine LJ, Philogene GS, Gramling R et al. Prevalence of multiple chronic disease risk factors. 2001
368 National Health Interview Survey. *Am J Prev Med.* 2004; 27, 18-24.
- 369 2. Lim SS, Vos T, Flaxman AD, et al. A comparative risk assessment of burden of disease and injury
370 attributable to 67 risk factors and risk factor clusters in 21 regions, 1990-2010: a systematic analysis
371 for the Global Burden of Disease Study. 2010. *Lancet* 2012; 380(9859):2224-60.
- 372 3. World Health Organization (WHO). *Global Status Report on Alcohol and Health.* Geneva. 2014.
373 http://www.who.int/substance_abuse/publications/global_alcohol_report/en/ (accessed 10 Oct 2019).
- 374 4. Warburton DE, Nicol CW, Bredin SS. Health benefits of physical activity: the evidence.
375 *CMAJ.* 2006;14:174(6),801-9.
- 376 5. Kujala UM, Kaprio J, Rose RJ. Physical activity in adolescence and smoking in young adulthood: a
377 prospective twin cohort study. *Addiction.* 2007;102(7):1151-7.
- 378 6. Audrain-McGovern J, Rodriguez D, Moss HB. Smoking progression and physical activity. *Cancer*
379 *Epidemiol Biom Prev.* 2003;12:1121-9.
- 380 7. Carmody TP, Brischetto CS, Matarazzo JD, et al. Co-occurrent use of cigarettes, alcohol, and coffee
381 in healthy, community-living men and women. *Health Psychol.* 1985; 4(4), 323-335.
- 382 8. Grant BF, Stinson FS, Dawson DA, Chou, SP, Ruan WJ, Pickering RP. Co-occurrence of 12-month
383 alcohol and drug use disorders and personality disorders in the United States. *Arch Gen Psychiatry.*
384 2004;61(4):361-8.
- 385 9. Li TK, Volkow ND, Baler RD et al. The biological bases of nicotine and alcohol co-addiction. *Biol*
386 *Psychiatry.* 2007; 1,61(1),1-3.
- 387 10. Fogelholm M, Kaprio J, Sarna S. Healthy lifestyles of former Finnish world class athletes. *Med Sci*
388 *Sports Exerc* 1994;26(2):224-9.
- 389 11. Wechsler H, Davenport AE, Dowdall GW, et al. Binge drinking, tobacco, and illicit drug use and
390 involvement in college athletics. A survey of students at 140 American colleges. *J Am Coll Health.*
391 1997;45(5):195-200.

- 392 12. Peretti-Watel P, Guagliardo V, Verger P, et al. Sporting activity and drug use: Alcohol, cigarette and
393 cannabis use among elite student athletes. *Addiction*. 2003;98(9):1249-56.
- 394 13. Bäckmand H, Kujala U, Sarna S, et al. Former athletes' health-related lifestyle behaviours and self-
395 rated health in late adulthood. *Int J Sports Med*. 2010;31(10):751–8.
- 396 14. Kontro TK, Sarna S, Kaprio J, et al. Use of alcohol and alcohol-related morbidity in Finnish former
397 elite athletes. *Med Sci Sports Exerc*. 2017;49(3):492-9.
- 398 15. Hellandsjø-Bu ET, Watten RG, Foxcroft DR, Ingebrigtsen JE, Relling G. Teenage alcohol and
399 intoxication debut: the impact of family socialization factors, living area and participation in
400 organized sports. *Alcohol*. 2002;37(1):74-80.
- 401 16. Martens MP, Dams-O'Connor K, Beck NC. A systematic review of college student-athlete drinking:
402 prevalence rates, sport-related factors, and interventions. *J Subst Abuse Treat*. 2006;31(3):305-16.
- 403 17. Nelson TF, Wechsler H. Alcohol and college athletes. *Med Sci in Sports Exerc*. 2001;33(1):43-7.
- 404 18. O'Brien C, Lyons F. Alcohol and the athlete. *Sports Med*. 2000;29(5):295-300.
- 405 19. Dams-O'Connor K, Martin JL, Martens MP. Social norms and alcohol consumption among
406 intercollegiate athletes: The role of athlete and nonathlete reference groups. *Addict Behav*.
407 2007;32(11):2657-66.
- 408 20. Partington S, Partington E, Heather N, et al. The relationship between membership of a university
409 sports group and drinking behaviour among students at English universities. *Addict Res Theory*.
410 2013;21(4):339-47.
- 411 21. Menniger JA. Assessment and treatment of alcoholism and substance-related disorders in the
412 elderly. *Bull Menninger Clin*. 2002; 66(2), 166-183.
- 413 22. Blazer DG, Wu L-T. The Epidemiology of Alcohol Use Disorders and Subthreshold Dependence in
414 a Middle-Aged and Elderly Community Sample. *Am J Geriatr Psychiatry*. 2011; 19(8): 685–694.
- 415 23. Klimstra S, Mahgoub N. Alcohol and substance use disorders in the geriatric psychiatry
416 inpatient. *Psychiat Ann*. 2010; 40(6), 282-285

- 417 24. Alfermann D, Stambulova N, Zemaityte A. Reactions to sport career termination: A cross-cultural
418 comparison of German, Lithuanian, and Russian athletes. *Psychol Sport Exerc.* 2004;5(1):61-75.
- 419 25. Chambers B J. Adjustment to career termination in professional hockey players. Doctoral
420 Dissertation of Philosophy. 2002. Simon Fraser University.
- 421 26. Sarna S, Sahi T, Koskenvuo M, Kaprio J. Increased life expectancy of world class male athletes.
422 *Med Sci Sports Exerc.* 1993;25(2):237-44.
- 423 27. Åstrand P, Rodahl K. Physiological Bases of Exercise. In: Anonymous. Textbook of Work
424 Physiology. New York: McGraw Hill 1986; 412-5.
- 425 28. Laine MK, Eriksson JG, Kujala UM, et al. A former career as a male elite athlete—does it protect
426 against type 2 diabetes in later life? *Diabetologia.* 2014;57(2), 270-274.
- 427 29. Waller K, Kaprio J, Kujala UM. Associations between long-term physical activity, waist
428 circumference and weight gain: a 30-year longitudinal twin study. *Int J Obesity.* 2008;32(2):353-61.
- 429 30. Romanov K, Rose RJ, Kaprio J, et al. Self-reported alcohol use: a longitudinal study of 12954
430 adults. *Alcohol Alcohol Suppl.* 1987;1:619-23.
- 431 31. Sipilä P, Rose RJ, Kaprio J. Drinking and mortality: long-term follow-up of drinking-discordant
432 twin pairs. *Addiction.* 2016;111(2):245-54.
- 433 32. Finland Central Statistical Office. Alphabetical list of occupations and classification of social class.
434 Helsinki: Finland Central Statistical Office; 1972. (Paper version available from authors).
- 435 33. Vartiainen E, Seppälä T, Lillsunde P, et al. Validation of self-reported smoking by serum nicotine
436 measurement in a community-based study. *J Epidemiol Community Health.* 2002;56(3):167-70.
- 437 34. Poikolainen K. Underestimation of recalled alcohol intake in relation to actual consumption. *Br J*
438 *Addict.* 1985;80:215-6. Martens MP, Pedersen ER, Smith AE, Stewart SH, O'Brien K. Predictors of
439 alcohol-related outcomes in college athletes: The roles of trait urgency and drinking motives. *Addict*
440 *Behav.* 2010;36(5):456-64.

- 441 35. Martens MP, Pedersen ER, Smith AE, Stewart SH, O'Brien K. Predictors of alcohol-related
442 outcomes in college athletes: The roles of trait urgency and drinking motives. *Addict Behav.*
443 2010; 36(5), 456-464.
- 444 36. Lee LO, Young Wolff KC, Kendler KS, Prescott CA. The Effects of Age at Drinking Onset and
445 Stressful Life Events on Alcohol Use in Adulthood: A Replication and Extension Using a
446 Population-Based Twin Sample. *Alcohol Clin Exp Res.* 2012; 36(4), 693-704.
- 447 37. Caspersen CJ, Pereira MA, Curran KM: Changes in physical activity patterns in the United States,
448 by sex and cross-sectional age. *Med Sci Sports Exerc.* 2000;32:1601–1609.
- 449 38. Craig CL, Russel CJ, Cameron C, Bauman A: Twenty-year trends in physical activity among
450 Canadian adults. *C J Public Health.* 2004;95(1):59–63.
- 451 39. Sun F, Norman IJ, While AE. Physical activity in older people: a systematic review. *BMC Public*
452 *Health.* 2013; 13:449.
- 453 40. Kingsland M, Wiggers JH, Vashum KP, Hodder, RK, Wolfenden L. Interventions in sports settings
454 to reduce risky alcohol consumption and alcohol-related harm: a systematic review. *System rev.*
455 2016;5:12. DOI: 10.1186/s13643-016-0183-y.

464 **List of Tables**

465

466 - **Table 1.** Number of participants alive in 1985, 1995, 2001 and 2008.

467

468

469 **List of Figures**

470

471 - **Figure 1.** Study profile.

472

473 - **Figure 2.** Characteristics of the 5 profiles from LPA among all participants.

474

475 - **Figure 3.** Probability of former athletes and controls belong to profiles 1 to 5.

476

Table 1. Number of participants alive in 1985, 1995, 2001 and 2008.

Sports groups	Participants alive in 1985		Questionnaire responders in 1985		Participants alive in 1995		Questionnaire responders in 1995		Participants alive in 2001		Questionnaire responders in 2001		Participants alive in 2008		Questionnaire responders in 2008	
	(N)	Mean age (SD)	(N)	Mean age (SD)	(N)	Mean age (SD)	(N)	Mean age (SD)	(N)	Mean age (SD)	(N)	Mean age (SD)	(N)	Mean age (SD)	(N)	Mean age (SD)
1. Endurance	287	61.0 (11.4)	226	60.6 (11.1)	219	68.0 (9.4)	170	67.9 (9.1)	177	72.0 (8.2)	132	71.6 (8.4)	134	76.9 (7.0)	121	77.1 (6.7)
2. Mixed sports	769 [†]	55.2 (11.1)	607	54.9 (10.8)	633	62.4 (9.1)	467	62.6 (9.0)	561	67.3 (8.3)	415	67.1 (8.0)	449	72.5 (7.1)	396	72.6 (6.9)
3. Power sports	577 [‡]	58.3 (11.4)	443	57.5 (10.7)	413	64.1 (8.8)	300	64.2 (8.3)	341	68.6 (7.8)	234	68.5 (7.7)	257	73.8 (6.8)	230	74.1 (6.8)
All athletes	1633	57.3 (11.5)	1276	56.8 (11.0)	1265	63.9 (9.3)	937	64.1 (9.0)	1079	68.5 (8.3)	785	68.3 (8.1)	840	73.6 (7.2)	747	73.8 (7.0)
Controls	1099	55.6 (10.6)	777	55.0 (10.3)	832	62.5 (8.7)	576	62.2 (8.1)	683	67.1 (7.6)	416	66.9 (7.0)	529	72.6 (6.5)	436	72.8 (6.3)
Total	2732	56.4 (11.1)	2053	56.1 (10.8)	2097	63.4 (9.1)	1513	63.3 (8.7)	1762	67.9 (8.0)	1201	67.9 (7.8)	1369	73.2 (6.9)	1183	73.4 (6.8)

Data are numbers in 1985.

*Long distance running 128, middle distance running 66, cross-country skiing 93.

[†]Soccer 199, ice hockey 144, basketball 80, high jump 39, pole vault 43, long jump 26, triple jump 30, hurdling 74, short distance running 99, decathlon 35.

[‡]Weightlifting 91, boxing 177, wrestling 182, shotput 29, discus 29, javelin 41, hammer 28.

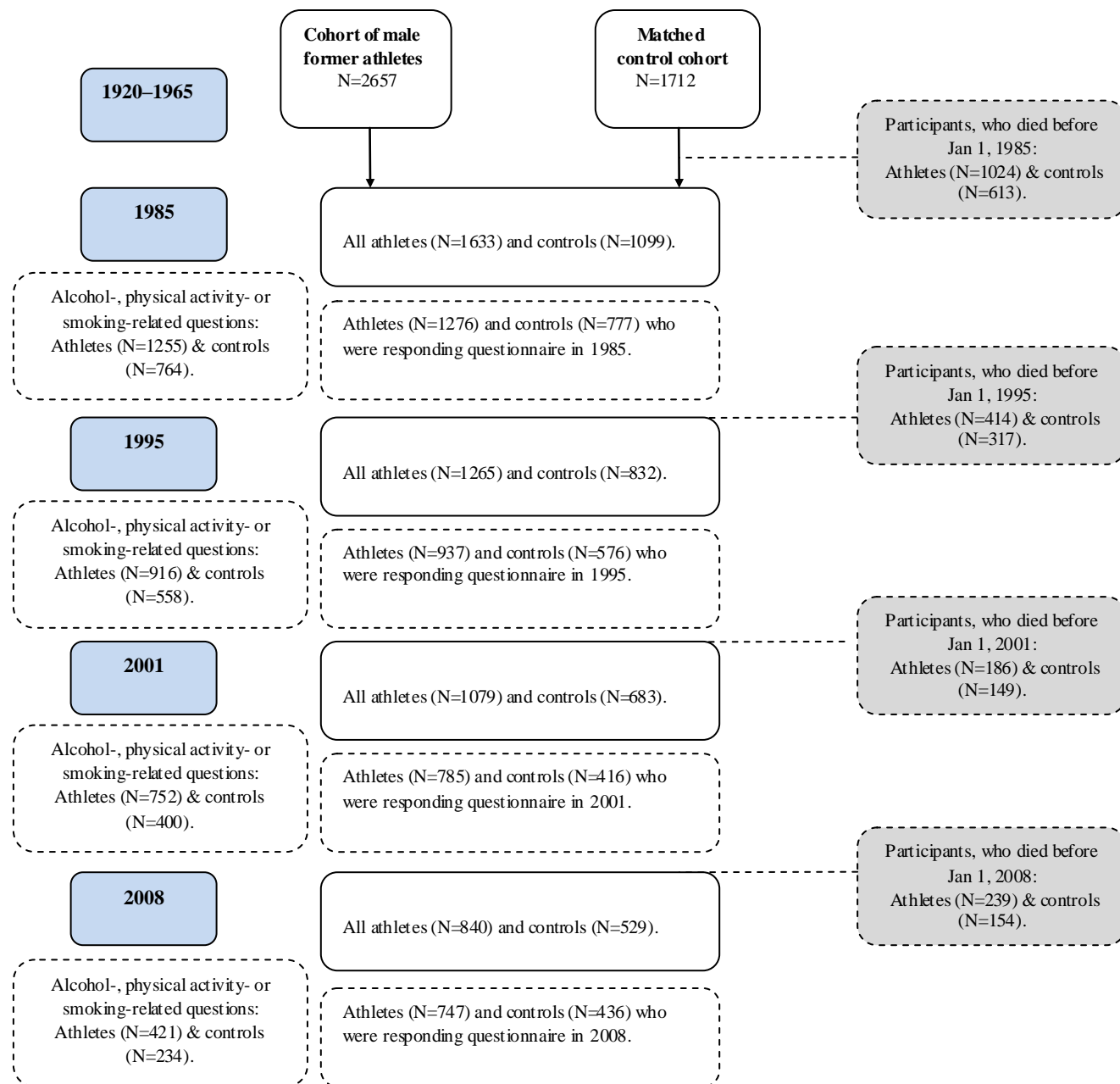


Figure 1. Study profile.

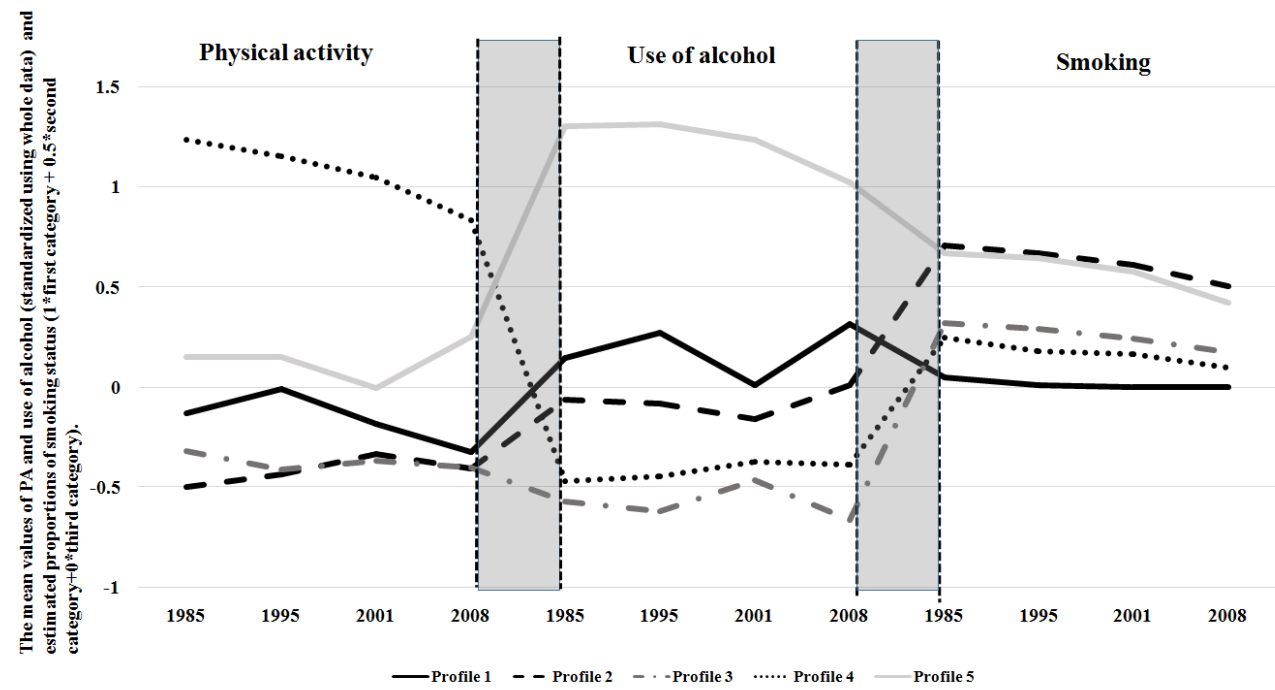
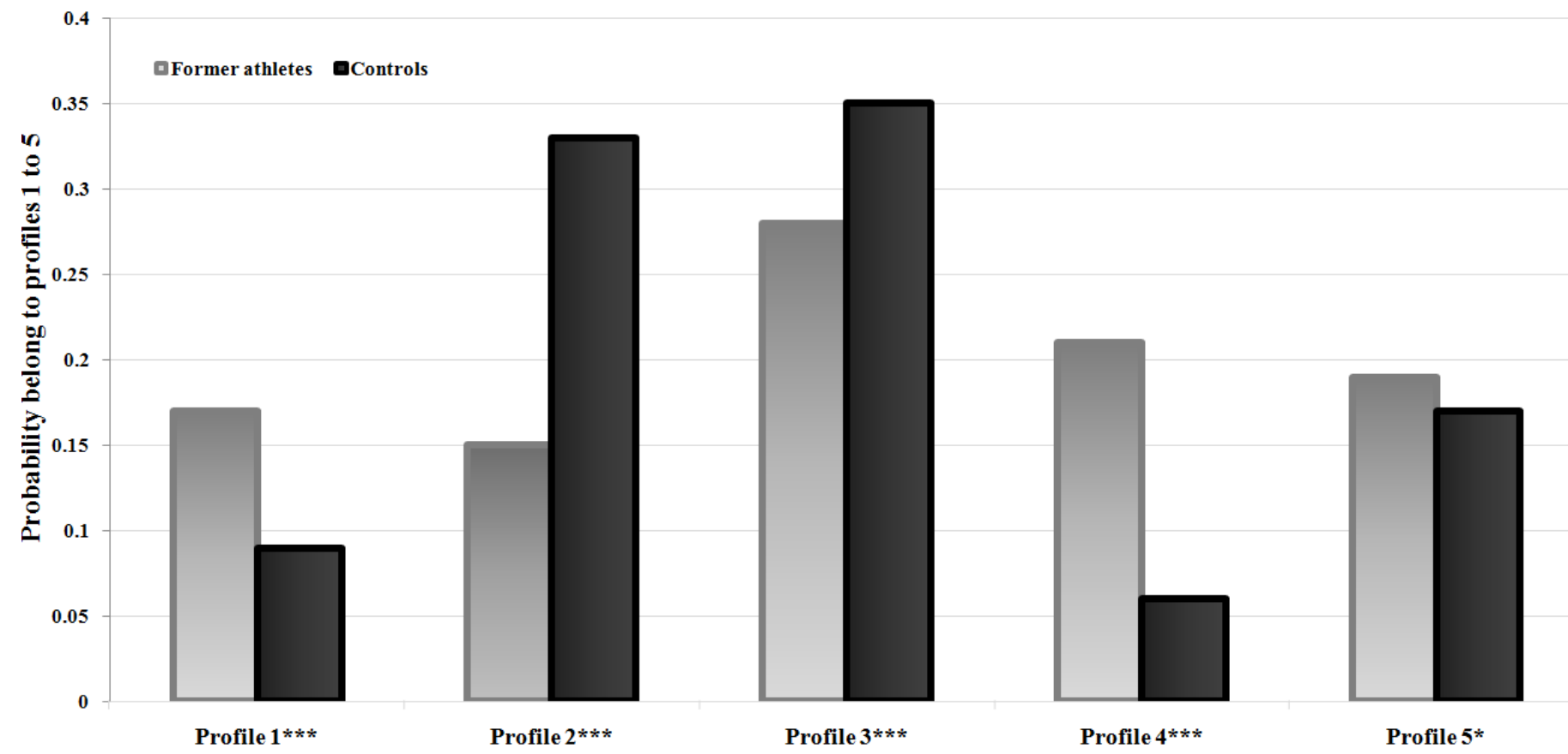


Figure 2. Characteristics of the 5 profiles from LPA among all participants.



*** $p < 0.005$, * $p = 0.309$ (P-values for the probability distributions across 5 latent classes separately for athletes and controls)

Figure 3. Probability of former athletes and controls to belong to profiles 1 to 5.