

**This is a self-archived version of an original article. This version may differ from the original in pagination and typographic details.**

**Author(s):** Lappi, Tuomas; Mäntysaari, Heikki; Ramnath, Andrecia

**Title:** Next-to-leading order Balitsky-Kovchegov equation beyond large  $N_c$

**Year:** 2020

**Version:** Published version

**Copyright:** © Authors, 2020

**Rights:** CC BY 4.0

**Rights url:** <https://creativecommons.org/licenses/by/4.0/>

**Please cite the original version:**

Lappi, T., Mäntysaari, H., & Ramnath, A. (2020). Next-to-leading order Balitsky-Kovchegov equation beyond large  $N_c$ . *Physical Review D*, 102(7), Article 074027.  
<https://doi.org/10.1103/physrevd.102.074027>

## Next-to-leading order Balitsky-Kovchegov equation beyond large $N_c$

T. Lappi<sup>✉</sup>, H. Mäntysaari<sup>✉</sup>, and A. Ramnath<sup>✉</sup>

*Department of Physics, University of Jyväskylä, P.O. Box 35, 40014 University of Jyväskylä, Finland and Helsinki Institute of Physics, P.O. Box 64, 00014 University of Helsinki, Finland*

 (Received 12 July 2020; accepted 2 October 2020; published 29 October 2020)

We calculate finite- $N_c$  corrections to the next-to-leading order (NLO) Balitsky-Kovchegov (BK) equation. We find analytical expressions for the necessary correlators of six Wilson lines in terms of the two-point function using the Gaussian approximation. In a suitable basis, the problem reduces from the diagonalization of a six-by-six matrix to the diagonalization of a three-by-three matrix, which can easily be done analytically. We study numerically the effects of these finite- $N_c$  corrections on the NLO BK equation. In general, we find that the finite- $N_c$  corrections are smaller than the expected  $1/N_c^2 \sim 10\%$ . The corrections may be large for individual correlators, but have less of an influence on the shape of the amplitude as a function of the dipole size. They have an even smaller effect on the evolution speed as a function of rapidity.

DOI: [10.1103/PhysRevD.102.074027](https://doi.org/10.1103/PhysRevD.102.074027)

### I. INTRODUCTION

In hadronic collisions at high energies, large gluon densities are created by the emission of soft gluons carrying a small fraction of the longitudinal momentum of the parent [1]. Nonlinear dynamics of gluons becomes important in such an environment, where parton densities eventually grow to become on the order of the inverse of the QCD coupling  $\alpha_s$ . To describe QCD in this region, the color glass condensate (CGC) effective field theory [2] has been developed.

In the CGC framework, cross sections for various scattering processes can be expressed in terms of correlators of Wilson lines. A Wilson line describes the eikonal propagation of a parton in the strong color field of the target. The energy dependence of the target color fields, and thus cross sections, is obtained by solving the so-called Jalilian-Marian–Iancu–McLerran–Weigert–Leonidov–Kovner (JIMWLK) equation [3–6]. This is a perturbative evolution equation that describes the Bjorken- $x$  dependence of a Wilson line. In phenomenological applications, it is usually convenient to work directly in terms of the Wilson line correlators, and to solve instead the Balitsky-Kovchegov (BK) equation [7,8] for the dipole operator (correlator of two Wilson lines), which can be obtained from the JIMWLK equation in the large- $N_c$  limit.

The CGC framework has been used extensively in phenomenological applications at leading order (LO) in

$\alpha_s$ , with the evolution equations resumming contributions  $\sim \alpha_s \ln 1/x$  to all orders. Running coupling effects derived in Refs. [9–12] (see also [13]) can also be taken into account. The nonperturbative initial condition for the small- $x$  evolution is obtained by performing fits to the HERA structure function data [1,14], for example in Refs. [15–18] (see also [19,20]). The obtained initial condition can then be used for various calculations, for example particle production in proton-nucleus collisions [17,21–27]. In the future, the nuclear deep inelastic scattering (DIS) experiments at the Electron Ion Collider (EIC) [28,29] in the US, at the LHeC [30] at CERN and at the EicC in China [31] will provide a vast amount of precise data from clean DIS processes. These experiments will be able to probe the nuclear structure where nonlinearities are enhanced by roughly  $A^{1/3}$  higher densities compared to the proton. Before the EIC, similar studies limited to the photoproduction region can be performed in ultra-peripheral heavy-ion collisions [32,33].

In order to quantitatively study nonlinear dynamics in high-energy scattering processes (and especially at the future EIC), it is crucial to move beyond LO accuracy. The next-to-leading order (NLO) evolution equations are available: the NLO BK equation was derived in Ref. [34] and the NLO JIMWLK equation was derived in Refs. [35,36]. Similarly, the impact factors are becoming available at NLO for some processes: inclusive DIS [37–41] (in the case of massless quarks), exclusive vector meson production [42,43] (see also [44]) and particle production in proton-nucleus collisions [45]. However, the phenomenological applications of these are still developing [46–51].

The BK equation is usually solved in the large- $N_c$  limit. In the LO case, the large- $N_c$  limit makes it possible to

---

*Published by the American Physical Society under the terms of the Creative Commons Attribution 4.0 International license. Further distribution of this work must maintain attribution to the author(s) and the published article's title, journal citation, and DOI. Funded by SCOAP<sup>3</sup>.*

express the four-point correlator of fundamental representation Wilson lines in terms of the two-point function. In detailed numerical studies, it has been shown that the finite- $N_c$  corrections are smaller than the naive expectation of  $\mathcal{O}(1/N_c^2)$  [52,53]. At NLO, the equation involves six-point functions of fundamental Wilson lines that must similarly be expressed in terms of the two-point function in order to close the equation. The purpose of this work is to see if the finite- $N_c$  corrections are similarly small in the case of the NLO equation, where all corrections of the order  $\alpha_s^2$  are taken into account.

In order to numerically solve the BK equation at finite  $N_c$ , we use the Gaussian approximation [54–56] to derive analytical parametric equations for the six-point correlators in terms of the two-point correlators. We study numerically the finite- $N_c$  corrections to these correlators, and also their effect on the NLO BK evolution. In addition to the BK equation, higher-point correlators are needed in the calculations of multi-particle correlations in the CGC framework, see eg. Refs. [57–60].

The structure of the paper is as follows. In Sec. II, we introduce the NLO BK equation and provide both the

large- $N_c$  and finite- $N_c$  expressions for the correlators that will be studied. In Sec. III, we introduce the Gaussian approximation, explain the diagrammatic notation used in the rest of the paper and then explain the analytical calculation done for finding the parametric equations for the six-point correlators. Section IV contains the numerical results obtained from using the analytical expressions for the six-point correlators to solve the BK equation. Finally, we end with a few concluding remarks and a summary of our main results.

## II. THE BK EQUATION AT NLO

For any product of  $n/2$  pairs of fundamental Wilson lines  $UU^\dagger$ , we use the notation

$$S_{x_1, x_2, \dots, x_{n-1}, x_n}^{(n)} := \frac{1}{N_c} \text{tr}(U_{x_1} U_{x_2}^\dagger \dots U_{x_{n-1}} U_{x_n}^\dagger). \quad (1)$$

The NLO BK equation in the case of zero active quark flavors ( $n_f = 0$ ) reads [34]

$$\partial_Y \langle S_{x,y}^{(2)} \rangle = \frac{\alpha_s N_c}{2\pi^2} K_1^{\text{BC}} \otimes \langle D_1 \rangle + \frac{\alpha_s^2 N_c^2}{16\pi^4} K_{2,1} \otimes \langle D_{2,1} \rangle + \frac{\alpha_s^2 N_c^2}{16\pi^4} K_{2,2} \otimes \langle D_{2,2} \rangle + \mathcal{O}(n_f), \quad (2)$$

where the brackets  $\langle \rangle$  refer to the expectation value over target color field configurations. The kernels are

$$K_1^{\text{BC}} = \frac{r^2}{X^2 Y^2} \left[ 1 + \frac{\alpha_s N_c}{4\pi} \left( \frac{\beta}{N_c} \ln r^2 \mu^2 - \frac{\beta}{N_c} \frac{X^2 - Y^2}{r^2} \ln \frac{X^2}{Y^2} + \frac{67}{9} - \frac{\pi^2}{3} - \frac{10}{9} \frac{n_f}{N_c} - 2 \ln \frac{X^2}{r^2} \ln \frac{Y^2}{r^2} \right) \right], \quad (3)$$

$$K_{2,1} = -\frac{4}{Z^4} + \left\{ 2 \frac{X^2 Y'^2 + X'^2 Y^2 - 4r^2 Z^2}{Z^4 (X^2 Y'^2 - X'^2 Y^2)} + \frac{r^4}{X^2 Y'^2 - X'^2 Y^2} \left[ \frac{1}{X^2 Y'^2} + \frac{1}{Y^2 X'^2} \right] + \frac{r^2}{Z^2} \left[ \frac{1}{X^2 Y'^2} - \frac{1}{X'^2 Y^2} \right] \right\} \times \ln \frac{X^2 Y'^2}{X'^2 Y^2}, \quad (4)$$

$$K_{2,2} = \left\{ \frac{r^2}{Z^2} \left[ \frac{1}{X^2 Y'^2} + \frac{1}{Y^2 X'^2} \right] - \frac{r^4}{X^2 Y'^2 X'^2 Y^2} \right\} \ln \frac{X^2 Y'^2}{X'^2 Y^2}. \quad (5)$$

The convolutions  $\otimes$  in Eq. (2) denote integrations over the transverse coordinate  $z$  (in  $K_1^{\text{BC}}$ ) or  $z$  and  $z'$  (in  $K_{2,1}$  and  $K_{2,2}$ ). We use the notation  $r^2 = (\mathbf{x} - \mathbf{y})^2$ ,  $X^2 = (\mathbf{x} - \mathbf{z})^2$ ,  $X'^2 = (\mathbf{x} - \mathbf{z}')^2$ ,  $Y^2 = (\mathbf{y} - \mathbf{z})^2$ ,  $Y'^2 = (\mathbf{y} - \mathbf{z}')^2$  and  $Z^2 = (\mathbf{z} - \mathbf{z}')^2$ . We note that the kernel proportional to  $n_f$  is also available [34]. Since the purpose of this work is to study the importance of the finite- $N_c$  corrections in the NLO BK equation, we do not include contributions proportional to  $n_f$ . The finite- $N_c$  effects could be expected to be similar to the  $n_f = 0$  case.

The Wilson line operators appearing in Eq. (2) are

$$\langle D_1 \rangle = \langle S_{x,z}^{(2)} S_{z,y}^{(2)} \rangle - \langle S_{x,y}^{(2)} \rangle, \quad (6)$$

$$\langle D_{2,1} \rangle = \langle S_{x,z}^{(2)} S_{z,z'}^{(2)} S_{z',y}^{(2)} \rangle - \frac{1}{N_c^2} \langle S_{x,z,z',y,z,z'}^{(6)} \rangle - (\mathbf{z}' \rightarrow \mathbf{z}), \quad (7)$$

$$\langle D_{2,2} \rangle = \langle S_{x,z}^{(2)} S_{z,z'}^{(2)} S_{z',y}^{(2)} \rangle - (\mathbf{z}' \rightarrow \mathbf{z}). \quad (8)$$

Although the original NLO BK equation in the form presented in Ref. [34] does not contain the subtraction  $\mathbf{z}' \rightarrow \mathbf{z}$  in  $D_{2,2}$ , we have introduced the subtraction to improve numerical stability. This subtraction term has no effect on the final evolution because the integral of  $K_{2,2}$  over  $\mathbf{z}'$  vanishes if the Wilson line operator term does not

depend on  $z'$  (see Ref. [34]). We will refer throughout this work to two pieces of the right side of Eq. (2) as the

- (i)  $\frac{\alpha_s N_c}{2\pi^2} K_1^{\text{BC}} \otimes \langle D_1 \rangle \sim$  “LO-like” contribution,
- (ii)  $\frac{\alpha_s^2 N_c^2}{16\pi^2} K_{2,1} \otimes \langle D_{2,1} \rangle + \frac{\alpha_s^2 N_c^2}{16\pi^2} K_{2,2} \otimes \langle D_{2,2} \rangle \sim$  “NLO-like” contribution.

In other words, we separate the terms in the NLO BK equation by the types of Wilson line correlators, not by the order in  $\alpha_s$ . Thus, the LO-like contribution also includes a significant  $\alpha_s^2$  correction.

The interpretation of the NLO BK equation is that one considers all possible ways to emit either one or two gluons, at transverse coordinates  $z$  and  $z'$ , from the boosted dipole consisting of quarks at transverse coordinates  $x$  and  $y$ . The effect of the boost is that instead of the original dipole projectile, the original quarks and the emitted gluons scatter off the target color field. As such, the evolution can be seen to describe the evolution of the projectile probing the target structure. On the other hand, the emitted gluons can also be taken to be a part of the target wave function, in which case the boost corresponds to the evolving target color field as probed by the original projectile. For a more detailed discussion on the NLO evolution in the projectile or target wave function, the reader is referred to Ref. [61].

The NLO BK equation is known to be unstable [62] due to the large contributions enhanced by the large double transverse logarithm  $\ln X^2/r^2 \ln Y^2/r^2$ . We resum these contributions to all orders following the procedure developed in Ref. [63], which was numerically confirmed in Ref. [64] to result in a stable evolution (see also Ref. [65] for an equivalent resummation of the same double logarithms). In addition, we include the running of the QCD coupling by noticing that the terms proportional to the beta function coefficient  $\beta$  in Eq. (3) should be resummed into the running coupling. We implement this resummation by following the Balitsky prescription from Ref. [12]. Both running coupling and double transverse logarithm resummations are included by modifying the kernel  $K_1^{\text{BC}}$  as

$$\frac{\alpha_s N_c}{2\pi^2} K_1^{\text{BC}} \rightarrow \frac{\alpha_s(r) N_c}{2\pi^2} K_{\text{DLA}} \left[ \frac{r^2}{X^2 Y^2} + \frac{1}{X^2} \left( \frac{\alpha_s(X)}{\alpha_s(Y)} - 1 \right) + \frac{1}{Y^2} \left( \frac{\alpha_s(Y)}{\alpha_s(X)} - 1 \right) \right] + K_1^{\text{fin}}. \quad (9)$$

The double log corrections to all orders are taken into account by the factor

$$K_{\text{DLA}} = \frac{J_1(2\sqrt{\bar{\alpha}_s x^2})}{\sqrt{\bar{\alpha}_s x^2}}, \quad (10)$$

where  $\bar{\alpha}_s = \alpha_s N_c / \pi$ . The double logarithm here is  $x = \sqrt{\ln X^2/r^2 \ln Y^2/r^2}$ . If  $\ln X^2/r^2 \ln Y^2/r^2 < 0$ , then an absolute value is used and the Bessel function is changed

from  $J_1 \rightarrow I_1$  (see Ref. [63]). The scale of the coupling in  $K_{\text{DLA}}$  is determined by the smallest dipole  $\min\{r^2, X^2, Y^2\}$ .

In addition to the double log contributions, one can also resum a set of higher-order contributions enhanced by single transverse logarithms, as shown in Ref. [66]. For the purposes of this paper, this resummation is not necessary and is excluded for simplicity. In this running coupling prescription, we keep the order  $\alpha_s^2$  terms in the kernel  $K_1^{\text{BC}}$  that are not proportional to the beta function. These are included in the term  $K_1^{\text{fin}}$ , which reads

$$K_1^{\text{fin}} = \frac{\alpha_s^2(r) N_c^2}{8\pi^3} \frac{r^2}{X^2 Y^2} \left( \frac{67}{9} - \frac{\pi^2}{3} - \frac{10}{9} \frac{n_f}{N_c} \right). \quad (11)$$

The strong coupling constant in the transverse coordinate space is evaluated as

$$\alpha_s(r) = \frac{4\pi}{\beta \ln \left\{ \left[ \left( \frac{\mu_0}{\Lambda_{\text{QCD}}} \right)^{\frac{1}{c}} + \left( \frac{4C^2}{r^2 \Lambda_{\text{QCD}}^2} \right)^{\frac{1}{c}} \right] \right\}}, \quad (12)$$

where  $\beta = (11N_c - 2n_f)/N_c$ . We take  $n_f$  to be zero in both  $K_1^{\text{fin}}$  and  $\beta$ . We use<sup>1</sup>  $C^2 = 1$  and  $\mu_0/\Lambda_{\text{QCD}} = 2.5$  in our numerical calculations, which freezes the coupling at  $\alpha_s(r \rightarrow \infty) = 0.762$  in the infrared, and  $c = 0.2$  which controls the transition to the infrared region.

The initial condition for the BK equation is taken from the McLerran-Venugopalan (MV) model [67,68]. In the MV model, the color charge density is assumed to be a random Gaussian variable, with a zero expectation value and a variance proportional to the local saturation scale  $Q_s^2$ . The dipole correlator in the MV model is written as

$$\langle S_{x,y}^{(2)} \rangle_{\text{MV}} = \exp \left[ -\frac{r^2 Q_{s0}^2}{4} \ln \left( \frac{1}{r\Lambda_{\text{QCD}}} + e \right) \right]. \quad (13)$$

Here, the constant  $e$  acts as an infrared regulator. We use  $\Lambda_{\text{QCD}} = 0.241 \text{ GeV}$  and  $Q_{s0}^2 = 1 \text{ GeV}^2$  in the numerical analysis. In analytical studies of the correlators of Wilson lines in specific “line” coordinate configurations in Sec. IV A, we use the GBW [69] form for the dipole correlator

$$\langle S_{x,y}^{(2)} \rangle_{\text{GBW}} = \exp \left( -\frac{r^2 Q_{s0}^2}{4} \right). \quad (14)$$

In principle, the resummation procedure for the double transverse logs would also change the initial condition, as discussed in Refs. [63,64]. However, since the initial condition is a nonperturbative input for the evolution, we consider Eq. (13) to be the nonperturbative initial condition for the resummed evolution as well. For the

<sup>1</sup>A generic estimate [9,13] would be  $C^2 = e^{-2\gamma_E} \approx 0.32$ . We use a larger value  $C^2 = 1$  which results in slightly slower evolution, as the  $C^2$  is usually taken to be a free parameter controlling the coordinate space scale.



the steps for the dipole operator  $\langle S_{x,y}^{(2)} \rangle$ . A more practical form of Eq. (21) is to write the integral over the parametrization rapidity  $\eta$  in differential form. Then, we have

$$\partial_\eta \langle S_{x,y}^{(2)} \rangle = -\mathcal{M}(\eta) \langle S_{x,y}^{(2)} \rangle, \quad (25)$$

where  $\mathcal{M}$  is the so-called transition matrix formed by operating with the argument of the exponential in Eq. (21) on the operator of interest. In this case, there are four contributions from acting with the Lie derivatives on a product of two Wilson lines:

$$L_{u_1}^a L_{u_2}^a (U_x \otimes U_y^\dagger) = L_{u_1}^a L_{u_2}^a \begin{array}{c} \text{---} \\ \text{---} \end{array} \begin{array}{c} \text{---} \\ \text{---} \end{array} \quad (26)$$

$$\begin{aligned} & \sim \begin{array}{c} \text{---} \\ \text{---} \end{array} \begin{array}{c} \text{---} \\ \text{---} \end{array} + \begin{array}{c} \text{---} \\ \text{---} \end{array} \begin{array}{c} \text{---} \\ \text{---} \end{array} \\ & + \begin{array}{c} \text{---} \\ \text{---} \end{array} \begin{array}{c} \text{---} \\ \text{---} \end{array} + \begin{array}{c} \text{---} \\ \text{---} \end{array} \begin{array}{c} \text{---} \\ \text{---} \end{array} \end{aligned} \quad (27)$$

From this sum, we need to factorize out the original operator  $U_x \otimes U_y^\dagger$ , so we use the Fierz identity

$$2 \begin{array}{c} \text{---} \\ \text{---} \end{array} = \begin{array}{c} \text{---} \\ \text{---} \end{array} \begin{array}{c} \text{---} \\ \text{---} \end{array} - \frac{1}{N_c} \begin{array}{c} \text{---} \\ \text{---} \end{array}. \quad (28)$$

There is only one way to join the endpoints of the Wilson lines into a singlet operator. This is to trace over them, i.e., wedging them between  $\frac{1}{\sqrt{N_c}}$  ( and  $\frac{1}{\sqrt{N_c}}$  ). Doing so and performing the remaining operations in the exponent of Eq. (21), we get

$$\begin{aligned} \partial_\eta \langle S_{x,y}^{(2)} \rangle &= -C_F \mathcal{G}'_{x,y} \langle S_{x,y}^{(2)} \rangle \\ \implies \frac{1}{N_c} \begin{array}{c} \text{---} \\ \text{---} \end{array} &= \langle S_{x,y}^{(2)} \rangle = e^{-C_F \mathcal{G}_{x,y}}, \end{aligned} \quad (29)$$

where  $C_F = \frac{N_c^2 - 1}{2N_c}$ . Since the operators ( and ) were normalized, the initial condition at  $\eta = 0$  for the differential equation (25) is given by trivial Wilson lines equal to the identity matrix in the absence of a color field. This is the well-known parametric equation for the dipole correlator [55] in the Gaussian approximation.

In the case of  $n$ -point correlators larger than the dipole, the operator  $\langle \mathcal{O}[U] \rangle$  in Eq. (21) is actually an  $n \times n$  matrix of correlators, denoted  $\mathcal{A}(\eta)$ , and Eq. (25) becomes an  $n \times n$  matrix differential equation

$$\partial_\eta \mathcal{A}(\eta) = -\mathcal{M}(\eta) \mathcal{A}(\eta). \quad (30)$$

By construction,  $\mathcal{M}$  is a symmetric matrix, so there are at most  $\sum_{i=1}^n i = n(n+1)/2$  distinct elements, not  $n \times n$ .

For example, a product of six Wilson lines is represented in this notation as

$$U_z \otimes U_{z'}^\dagger \otimes U_v \otimes U_y^\dagger \otimes U_x \otimes U_w^\dagger = \begin{array}{c} \text{---} \\ \text{---} \\ \text{---} \\ \text{---} \\ \text{---} \\ \text{---} \end{array} \begin{array}{c} \text{---} \\ \text{---} \\ \text{---} \\ \text{---} \\ \text{---} \\ \text{---} \end{array} \quad (31)$$

(the haphazard assignment of coordinate labels is convenient for the NLO BK equation and will become clear when constructing the transition matrix). The notation here means that this product is actually a matrix with six open indices on the left and another six on the right; we denote them as

$$\begin{array}{c} j_1 \\ k_1 \\ j_2 \\ k_2 \\ j_3 \\ k_3 \end{array} \begin{array}{c} \text{---} \\ \text{---} \\ \text{---} \\ \text{---} \\ \text{---} \\ \text{---} \end{array} \begin{array}{c} i_1 \\ l_1 \\ i_2 \\ l_2 \\ i_3 \\ l_3 \end{array}$$

Since only singlet states are gauge-invariant, the only operators of interest here are singlets. There are six possible ways to join the endpoints of these Wilson lines to form a singlet. Equation (30) is therefore a six-by-six matrix differential equation, as opposed to the much simpler one-dimensional problem illustrated for the dipole correlator.

In analogy to the procedure for the dipole operator, the procedure to use Eq. (30) to find parametric equations for the six-point correlators is as follows:

- (1) Choose a multiplet basis, represented as a column vector  $\mathbf{B}$ , of  $n = 6$  color structures for the space of all six-point correlators. Each element will have six open color indices, which can contract with the open indices on the left of  $U_z \otimes U_{z'}^\dagger \otimes U_v \otimes U_y^\dagger \otimes U_x \otimes U_w^\dagger$ . For example, one choice for an element of  $\mathbf{B}$  could be

$$\frac{1}{\sqrt{N_c^3}} \begin{array}{c} \text{---} \\ \text{---} \\ \text{---} \\ \text{---} \\ \text{---} \\ \text{---} \end{array} = \frac{1}{\sqrt{N_c^3}} \delta_{j_1, k_1} \delta_{j_2, k_2} \delta_{j_3, k_3} \quad (32)$$

and the corresponding element for the other end of the Wilson line is then

$$\frac{1}{\sqrt{N_c^3}} \begin{array}{c} i_1 \curvearrowright \\ l_1 \curvearrowright \\ i_2 \curvearrowright \\ l_2 \curvearrowright \\ i_3 \curvearrowright \\ l_3 \curvearrowright \end{array} = \frac{1}{\sqrt{N_c^3}} \delta_{i_1, l_1} \delta_{i_2, l_2} \delta_{i_3, l_3}. \quad (33)$$

The prefactor is a normalization constant found by squaring the basis element.

- (2) Construct the correlator matrix  $\mathcal{A}$  by taking  $\mathbf{B}(U_z \otimes U_z^\dagger \otimes U_v \otimes U_y^\dagger \otimes U_x \otimes U_w^\dagger)\mathbf{B}^T$ . The elements of  $\mathbf{B}$  on the left are contracted with the open color indices on the left of the Wilson lines, and the elements of  $\mathbf{B}^T$  with the open indices on the right. For example, using the basis element shown above, we have for one of the 36 elements in  $\mathcal{A}$ ,

$$\frac{1}{N_c^3} \begin{array}{c} j_1 \curvearrowright \\ k_1 \curvearrowright \\ j_2 \curvearrowright \\ k_2 \curvearrowright \\ j_3 \curvearrowright \\ k_3 \curvearrowright \end{array} \begin{array}{c} \color{blue}{\rule{0.5pt}{1.5cm}} \\ \color{blue}{\rule{0.5pt}{1.5cm}} \\ \color{blue}{\rule{0.5pt}{1.5cm}} \\ \color{blue}{\rule{0.5pt}{1.5cm}} \\ \color{blue}{\rule{0.5pt}{1.5cm}} \\ \color{blue}{\rule{0.5pt}{1.5cm}} \end{array} \begin{array}{c} i_1 \curvearrowright \\ l_1 \curvearrowright \\ i_2 \curvearrowright \\ l_2 \curvearrowright \\ i_3 \curvearrowright \\ l_3 \curvearrowright \end{array} \\ = \frac{1}{N_c^3} \text{tr}(U_z U_{z'}^\dagger) \text{tr}(U_v U_y^\dagger) \text{tr}(U_x U_w^\dagger). \quad (34)$$

- (3) Construct the transition matrix  $\mathcal{M}$  by summing (for each element in  $\mathcal{A}$ ) all possible one-gluon diagrams obtained with the double Lie derivative operator and rewriting the result in terms of elements of  $\mathcal{A}$ .
- (4) Solve Eq. (30) by exponentiating  $\mathcal{M}$  to find expressions for each element in  $\mathcal{A}$ , using as an initial condition the correlator matrix  $\mathcal{A}$  corresponding to Wilson lines equal to the identity matrix.

### B. Choosing a basis

Starting from a product of six Wilson lines, there are six ways to form multiplets by joining endpoints in all possible ways:

$$\begin{array}{c} \curvearrowright \\ \curvearrowright \\ \curvearrowright \end{array} \quad \begin{array}{c} \curvearrowright \\ \curvearrowright \\ \curvearrowright \end{array} \quad \begin{array}{c} \curvearrowright \\ \curvearrowright \\ \curvearrowright \end{array} \quad \begin{array}{c} \curvearrowright \\ \curvearrowright \\ \curvearrowright \end{array} \quad \begin{array}{c} \curvearrowright \\ \curvearrowright \\ \curvearrowright \end{array} \quad \begin{array}{c} \curvearrowright \\ \curvearrowright \\ \curvearrowright \end{array}. \quad (35)$$

The simplest way to construct an orthonormal basis from these would be to use color algebra to choose

$$\mathbf{B} := \begin{pmatrix} \frac{1}{\sqrt{N_c^3}} \curvearrowright \\ \sqrt{\frac{4}{N_c d_A}} \curvearrowright \\ \sqrt{\frac{4}{N_c d_A}} \curvearrowright \\ \sqrt{\frac{4}{N_c d_A}} \curvearrowright \\ \frac{1}{i} \sqrt{\frac{8}{N_c d_A}} \curvearrowright \\ \sqrt{\frac{8}{C_d d_A}} \curvearrowright \end{pmatrix}. \quad (36)$$

The blue lines denote gluons and the last two elements of  $\mathbf{B}$  represent the antisymmetric and symmetric structure constants, respectively,  $f_{abc} = -2i\text{tr}([t_a, t_b], t_c)$  and  $d_{abc} = 2\text{tr}(\{t_a, t_b\}, t_c)$ . The color factors are  $d_A = N_c^2 - 1$  and  $C_d = \frac{N_c^2 - 4}{N_c}$ . The next step would be to use this basis to construct the correlator matrix  $\mathcal{A}$  and the transition matrix  $\mathcal{M}$ . However, doing so results in a matrix differential equation  $\partial_\eta \mathcal{A}(\eta) = -\mathcal{M}(\eta)\mathcal{A}(\eta)$ , whose complicated solution is the matrix exponential of a six-by-six matrix  $\mathcal{M}$ .

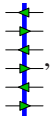
For our case, a better way to proceed is to exploit the structure of the six-point correlators that are actually needed for the NLO BK equation. Since there are only four distinct coordinates in these particular correlators, we make the coordinate assignments

$$\begin{array}{c} \color{blue}{\rule{0.5pt}{1.5cm}} \\ \color{blue}{\rule{0.5pt}{1.5cm}} \\ \color{blue}{\rule{0.5pt}{1.5cm}} \\ \color{blue}{\rule{0.5pt}{1.5cm}} \\ \color{blue}{\rule{0.5pt}{1.5cm}} \\ \color{blue}{\rule{0.5pt}{1.5cm}} \end{array} \begin{array}{c} z \\ z' \\ v \\ y \\ x \\ w \end{array} \xrightarrow{\begin{array}{c} w \rightarrow z \\ v \rightarrow z' \end{array}} \begin{array}{c} \color{blue}{\rule{0.5pt}{1.5cm}} \\ \color{blue}{\rule{0.5pt}{1.5cm}} \\ \color{blue}{\rule{0.5pt}{1.5cm}} \\ \color{blue}{\rule{0.5pt}{1.5cm}} \\ \color{blue}{\rule{0.5pt}{1.5cm}} \\ \color{blue}{\rule{0.5pt}{1.5cm}} \end{array} \begin{array}{c} z \\ z' \\ z' \\ y \\ x \\ z \end{array}. \quad (37)$$

It is easy to see from this that there is one way to join the endpoints such that in the limit  $v \rightarrow z'$ ,  $w \rightarrow z$ , four Wilson lines cancel (due to unitarity). The result simplifies to a single trace:





operator , using the Fierz identity to replace the gluon vertices, and finally closing the Wilson line endpoints on the left and right using the basis vector. For example, the element (6, 6) of the correlator matrix  $\mathcal{A}$  is

$$\begin{aligned} \mathcal{A}^{(6,6)}(\eta) &= \tilde{B}_6 \left( U_z \otimes U_z^\dagger \otimes U_v \otimes U_v^\dagger \otimes U_x \otimes U_x^\dagger \right) \tilde{B}_6 \\ &= \frac{1}{N_c^3} \left( \text{Diagram: Wilson line with two loops and gluon attachments} \right). \end{aligned} \quad (41)$$

We then sum all the diagrams in which a gluon is attached to this diagram so that it joins any two of the six Wilson lines on the right of the target interaction. Using the Fierz identity in Eq. (28), we may write the resulting expression in terms of diagrams with no gluons. After making the substitutions  $w \rightarrow z$  and  $v \rightarrow z'$ , the result will be a linear combination of elements of the operator matrix  $\mathcal{A}(\eta)$ . From this linear combination, one can read off the elements of column 6 of the transition matrix  $\mathcal{M}$ . The explicit expressions for the elements of  $\mathcal{A}(\eta)$  in terms of the Wilson line correlators are shown in Appendix.

Performing this procedure for each diagram in  $\mathcal{A}(\eta)$ , we get the full transition matrix

$$\mathcal{M}(\eta) \Big|_{\substack{w \rightarrow z \\ v \rightarrow z'}} = \begin{pmatrix} \mathcal{M}_3 & 0 & 0 \\ 0 & \mathcal{M}_2 & 0 \\ 0 & 0 & \mathcal{M}_1 \end{pmatrix}(\eta), \quad (42)$$

where the subscripts refer to the dimension of the submatrix.

The first (one-dimensional) transition submatrix is

$$\mathcal{M}_1(\eta) = C_F \mathcal{G}'_{x,y} \quad (43)$$

and upon exponentiation, gives the parametric equation for the dipole correlator as shown in Eq. (29). When inverted, this equation can be used to express the two-point function  $\mathcal{G}_{x,y}$  in terms of the dipole correlator. This will be needed to evaluate the higher-point functions in terms of the dipole  $\langle S_{x,y}^{(2)} \rangle$ .

The second (two-dimensional) transition submatrix is

$$\mathcal{M}_2(\eta) = \frac{N_c}{4} \begin{pmatrix} \mathcal{M}_2^{(1,1)} & \mathcal{M}_2^{(1,2)} \\ \mathcal{M}_2^{(1,2)} & \mathcal{M}_2^{(1,1)} \end{pmatrix}(\eta), \quad (44)$$

where

$$\mathcal{M}_2^{(1,1)}(\eta) := \mathcal{G}'_{x,z} + \mathcal{G}'_{y,z} - \frac{2}{N_c^2} \mathcal{G}'_{x,y} + \mathcal{G}'_{x,z'} + \mathcal{G}'_{y,z'}, \quad (45)$$

$$\mathcal{M}_2^{(1,2)}(\eta) := \mathcal{G}'_{x,z} + \mathcal{G}'_{y,z} - \mathcal{G}'_{x,z'} - \mathcal{G}'_{y,z'}. \quad (46)$$

The matrix differential equation

$$\partial_\eta \mathcal{A}_2(\eta) = -\mathcal{M}_2(\eta) \mathcal{A}_2(\eta) \quad (47)$$

then gives a coupled system of  $2 \times 2$  differential equations, out of which 2 are linearly independent, corresponding to the fact that the same transition matrix operates separately on each of the two columns of  $\mathcal{A}_2$ . The exponential solution for this system of equations gives the known parametrization for the four-point correlator with one repeated coordinate [55]

$$\langle S_{x,z}^{(2)} S_{z,y}^{(2)} \rangle = \frac{1}{N_c^2} e^{-C_F \mathcal{G}_{x,y}} + \frac{2C_F}{N_c} e^{-C_F \mathcal{G}_{x,y}} e^{-\frac{N_c}{2} (\mathcal{G}_{x,z} + \mathcal{G}_{y,z} - \mathcal{G}_{x,y})}. \quad (48)$$

The third and final (three-dimensional) transition submatrix is

$$\mathcal{M}_3(\eta) = \begin{pmatrix} \frac{N_c}{4} \Gamma'_1 & \frac{\sqrt{N_c C_4}}{4} \Gamma'_2 & 0 \\ \frac{\sqrt{N_c C_4}}{4} \Gamma'_2 & \frac{N_c}{4} \Gamma'_1 & -\frac{1}{\sqrt{2}} \Gamma'_2 \\ 0 & -\frac{1}{\sqrt{2}} \Gamma'_2 & \Gamma'_0 \end{pmatrix}, \quad (49)$$

where

$$\Gamma_0 := C_F \mathcal{G}_{x,y} + N_c \mathcal{G}_{z,z'}, \quad (50)$$

$$\Gamma_1 := \mathcal{G}_{x,z} + \mathcal{G}_{y,z} - \frac{2}{N_c^2} \mathcal{G}_{x,y} + \mathcal{G}_{x,z'} + \mathcal{G}_{y,z'} + 2\mathcal{G}_{z,z'}, \quad (51)$$

$$\Gamma_2 := \mathcal{G}_{x,z} - \mathcal{G}_{y,z} - \mathcal{G}_{x,z'} + \mathcal{G}_{y,z'} \quad (52)$$

and the primes on the  $\Gamma$ 's in Eq. (49) denote derivatives in  $\eta$ . Exponentiating this matrix is the last step required to get expressions for the remaining six-point correlators in  $\mathcal{A}_3$ .

### D. Exponentiating the transition matrix $\mathcal{M}_3$

In order to obtain the six-point functions, it is necessary to solve the differential equation

$$\partial_\eta \mathcal{A}_3(\eta) = -\mathcal{M}_3(\eta) \mathcal{A}_3(\eta). \quad (53)$$

Solving this equation is equivalent to exponentiating the matrix  $\mathcal{M}_3$ , as shown above in the cases of the two- and four-point functions. To exponentiate  $\mathcal{M}_3$ , we consider two different cases:  $\Gamma'_2 = 0$  and  $\Gamma'_2 \neq 0$ . The reason for this will become clear shortly.

When  $\Gamma'_2 = 0$ ,  $\mathcal{M}_3$  in Eq. (49) becomes diagonal and we directly obtain

$$\mathcal{A}_3(\eta) = \begin{pmatrix} e^{-\frac{N_c}{4} \Gamma_1} & 0 & 0 \\ 0 & e^{-\frac{N_c}{4} \Gamma_1} & 0 \\ 0 & 0 & e^{-\Gamma_0} \end{pmatrix}. \quad (54)$$

When  $\Gamma'_2 \neq 0$ , the matrix elements of  $\mathcal{A}_3$  are calculated by matrix-exponentiating the full  $\mathcal{M}_3$  in Eq. (49), giving

$$\mathcal{A}_3(\eta) = \sum_{i=1}^3 e^{z_i/4} \begin{pmatrix} \frac{a_{11}(z_i)}{d(z_i)} & -\sqrt{C_d N_c} \Gamma_2 \frac{a_{12}(z_i)}{d(z_i)} & -2\sqrt{2C_d N_c} \Gamma_2^2 \frac{a_{13}(z_i)}{d(z_i)} \\ -\sqrt{C_d N_c} \Gamma_2 \frac{a_{12}(z_i)}{d(z_i)} & \frac{m_{22}(z_i)}{d(z_i)} & 2\sqrt{2}\Gamma_2 \frac{a_{23}(z_i)}{d(z_i)} \\ -2\sqrt{2C_d N_c} \Gamma_2^2 \frac{a_{13}(z_i)}{d(z_i)} & 2\sqrt{2}\Gamma_2 \frac{a_{23}(z_i)}{d(z_i)} & \frac{a_{33}(z_i)}{d(z_i)} \end{pmatrix}. \quad (55)$$

Here,  $z_i$  are the roots of the cubic polynomial

$$p(z) = z^3 + 2(2\Gamma_0 + N_c \Gamma_1)z^2 + [N_c \Gamma_1(8\Gamma_0 + N_c \Gamma_1) - (N_c^2 + 4)\Gamma_2^2]z + 4[N_c^2 \Gamma_0 \Gamma_1^2 - ((N_c^2 - 4)\Gamma_0 + 2N_c \Gamma_1)\Gamma_2^2]. \quad (56)$$

They are

$$z_1 = \frac{1}{3} \left( -2c_1 + c_3 + \frac{1}{c_3} [(c_1 - 6\Gamma_0)^2 + 3(N_c^2 + 4)\Gamma_2^2] \right), \quad (57)$$

$$z_2 = -\frac{1}{6} \left( 16c_1 + c_3(1 - i\sqrt{3}) + \frac{1}{c_3} (1 + i\sqrt{3}) [(c_1 - 6\Gamma_0)^2 + 3(N_c^2 + 4)\Gamma_2^2] \right), \quad (58)$$

$$z_3 = -\frac{1}{6} \left( 16c_1 + c_3(1 + i\sqrt{3}) + \frac{1}{c_3} (1 - i\sqrt{3}) [(c_1 - 6\Gamma_0)^2 + 3(N_c^2 + 4)\Gamma_2^2] \right), \quad (59)$$

where

$$c_1 = 2\Gamma_0 + N_c \Gamma_1, \quad (60)$$

$$c_2 = (2c_1[c_1^2 - 9(N_c^2 - 8)\Gamma_2^2])^2 - 4[c_1^2 + 3(N_c^2 + 4)\Gamma_2^2]^3, \quad (61)$$

$$c_3 = \sqrt[3]{\frac{\sqrt{c_2}}{2} + c_1[c_1^2 - 9(N_c^2 - 8)\Gamma_2^2]}. \quad (62)$$

The functions of the roots that appear in Eq. (55) are

$$a_{11}(z) = 4N_c \Gamma_0 \Gamma_1 - 8\Gamma_2^2 + (2\Gamma_0 + c_1)z + z^2, \quad (63)$$

$$a_{12}(z) = 4\Gamma_0 + z, \quad (64)$$

$$a_{13}(z) = 1, \quad (65)$$

$$a_{22}(z) = 4N_c \Gamma_0 \Gamma_1 + (2\Gamma_0 + c_1)z + z^2, \quad (66)$$

$$a_{23}(z) = N_c \Gamma_1 + z, \quad (67)$$

$$a_{33}(z) = N_c^2 \Gamma_1^2 - (N_c^2 - 4)\Gamma_2^2 + 2N_c \Gamma_1 z + z^2 \quad (68)$$

$$d(z) = 3z^2 + 4c_1 z + N_c \Gamma_1(8\Gamma_0 + N_c \Gamma_1) - (N_c^2 + 4)\Gamma_2^2. \quad (69)$$

Notice that  $c_3$  may be complex. However, the final expressions for each element in  $\mathcal{A}_3$  are in fact real, as correlators should be. Notice also that  $c_3$  appears in the denominator in the roots. Since  $c_3 = 0 \Leftrightarrow \Gamma_2 = 0$  and we have treated the  $\Gamma_2 = 0$  case separately, we need not worry about dividing by zero where  $c_3$  appears in the denominator in (57)–(59).

### E. Extracting six-point correlators needed for NLO BK

Equation (55) gives the analytical expressions for the correlators formed using basis  $\tilde{B}$ , solely in terms of the parameter  $\mathcal{G}$  [which can be used to relate these expressions to the dipole via Eq. (29)]. For example,

$$\begin{aligned} \mathcal{A}_3^{(3,3)}(\eta) &= \sum_{i=1}^3 e^{z_i/4} \frac{a_{33}(z_i)}{d(z_i)} \\ &= \frac{1}{N_c d_A} \left\langle \left[ -\left( \begin{array}{c} \text{C} \\ \text{C} \end{array} \right) + \frac{1}{N_c} \left( \begin{array}{c} \text{C} \\ \text{C} \end{array} \right) \right] \right. \\ &\quad \times \left. \left[ -\left( \begin{array}{c} \text{C} \\ \text{C} \end{array} \right) + \frac{1}{N_c} \left( \begin{array}{c} \text{C} \\ \text{C} \end{array} \right) \right] \right\rangle_{\substack{w \rightarrow z \\ v \rightarrow z'}}. \end{aligned} \quad (70)$$

However, the two correlators required in Eqs. (7) and (8) are

$$\langle S_{x,z}^{(2)} S_{z,z'}^{(2)} S_{z',y}^{(2)} \rangle = \frac{1}{N_c^3} \left\langle \left( \begin{array}{c} \text{C} \\ \text{C} \\ \text{C} \end{array} \right) \right\rangle_{\substack{w \rightarrow z \\ v \rightarrow z'}}, \quad (71)$$

$$\langle S_{x,z,z',y,z,z'}^{(6)} \rangle = \frac{1}{N_c} \left\langle \left( \begin{array}{c} \text{C} \\ \text{C} \\ \text{C} \\ \text{C} \\ \text{C} \\ \text{C} \end{array} \right) \right\rangle_{\substack{w \rightarrow z \\ v \rightarrow z'}}. \quad (72)$$

These are not explicitly any of the elements of matrix  $\mathcal{A}_3$ ,

since  $\zeta$  and  $\left(\begin{array}{c} \zeta \\ \zeta \end{array}\right)$  are not basis elements in  $\tilde{\mathbf{B}}$ . Instead, they are linear combinations of the elements  $\tilde{B}_i$  contained in  $\tilde{\mathbf{B}}$ :

$$\begin{aligned} \frac{1}{\sqrt{N_c^3}} \zeta &= \sqrt{\frac{d_A C_d}{2N_c^3}} \tilde{B}_1 - \frac{1}{N_c} \sqrt{\frac{d_A}{2}} \tilde{B}_2 - \frac{\sqrt{d_A}}{N_c^2} \tilde{B}_3 \\ &\quad - \frac{\sqrt{2d_A}}{N_c^2} \tilde{B}_5 + \frac{1}{N_c^2} \tilde{B}_6, \end{aligned} \quad (73)$$

$$\begin{aligned} \frac{1}{\sqrt{N_c^3}} \left(\begin{array}{c} \zeta \\ \zeta \end{array}\right) &= \sqrt{\frac{d_A C_d}{2N_c^3}} \tilde{B}_1 + \frac{1}{N_c} \sqrt{\frac{d_A}{2}} \tilde{B}_2 - \frac{\sqrt{d_A}}{N_c^2} \tilde{B}_3 \\ &\quad - \frac{\sqrt{2d_A}}{N_c^2} \tilde{B}_5 + \frac{1}{N_c^2} \tilde{B}_6. \end{aligned} \quad (74)$$

Using these two expressions, it is simple to get the final equations for the two six-point correlators needed. In terms of the elements of the correlator matrix  $\mathcal{A}_3$  given in Eq. (55) (see Appendix for detailed expressions) they are

$$\langle S_{x,z}^{(2)} S_{z,z'}^{(2)} S_{z',y}^{(2)} \rangle = \frac{1}{N_c^2} \langle S_{x,z,z',y,z,z'}^{(6)} \rangle + \frac{d_A}{N_c^3} (-\sqrt{C_d N_c} \mathcal{A}_3^{(1,2)} + N_c \mathcal{A}_3^{(2,2)} + \sqrt{2} \mathcal{A}_3^{(2,3)}) \quad (75)$$

and

$$\langle S_{x,z,z',y,z,z'}^{(6)} \rangle = -\langle S_{x,y}^{(2)} \rangle + \langle S_{x,z}^{(2)} S_{z,y}^{(2)} \rangle + \langle S_{x,z'}^{(2)} S_{z',y}^{(2)} \rangle + \frac{d_A}{N_c} \left( \frac{C_d}{2} \mathcal{A}_3^{(1,1)} - \sqrt{\frac{2C_d}{N_c}} \mathcal{A}_3^{(1,3)} - \frac{N_c}{2} \mathcal{A}_3^{(2,2)} + \frac{1}{N_c} \mathcal{A}_3^{(3,3)} \right). \quad (76)$$

Equations (75) and (76) are the final two expressions needed to solve the NLO BK equation at finite  $N_c$ ; they are the main analytical results of this work. It is now possible to express these six-point functions entirely in terms of dipole correlators using Eq. (29). This makes it possible to write the NLO BK equation from Eq. (2) solely in terms of dipole correlators. In such a closed form, it can be solved directly, as was done in the large- $N_c$  case in Refs. [62,64].

To verify the validity of Eqs. (75) and (76), we perform three checks. First, the Gaussian approximation has the built-in property that it should be consistent in color algebra. This means that taking any coincidence limit in which coordinates are made equal in Eqs. (75) and (76), should reduce them to the relevant expressions for the lower-point functions Eqs. (29) and (48). For example, setting  $z \rightarrow x$  and  $z' \rightarrow y$  in Eq. (75), we reproduce the equation for the dipole (29), as expected.

Secondly, when Eq. (75) is taken in the dilute limit, where the Wilson lines are expanded as

$$U_x = e^{-\lambda_a(\mathbf{x})t^a} \quad (77)$$

$$= 1 - \lambda_a(\mathbf{x})t^a + \mathcal{O}(\lambda^2), \quad \lambda_a(\mathbf{x}) \in \mathbb{R}, \quad (78)$$

Eq. (75) should be the same up to order  $\lambda^2$  as the parametric equation for the large- $N_c$  counterpart operator. In the case of correlator  $\langle S_{x,z}^{(2)} S_{z,z'}^{(2)} S_{z',y}^{(2)} \rangle$ , the large- $N_c$  result is just the factorized product of dipole correlators

$$\langle S_{x,z}^{(2)} \rangle \langle S_{z,z'}^{(2)} \rangle \langle S_{z',y}^{(2)} \rangle = e^{-C_F(\mathcal{G}_{x,z} + \mathcal{G}_{z,z'} + \mathcal{G}_{z',y})}. \quad (79)$$

After some algebra, Eq. (75) can be shown to give the same result up to order  $\mathcal{G}$ .

Finally, we have confirmed that Eq. (76) reproduces the large- $N_c$  result in the appendix of Ref. [60] in the particular line configuration of coordinates discussed below in Sec. IV A. Since our expression is rather complicated due to the complex roots  $z_i$ , we have not been able to analytically take the limit  $N_c \rightarrow \infty$  of our expression. Instead we have evaluated our result numerically at very large values of  $N_c$  and checked that the result matches that obtained using the expression in Ref. [60].

We note that in Ref. [59], correlators of up to eight Wilson lines have been calculated at finite  $N_c$ . The difference between that work and ours is that the authors there are solving the system for a general configuration of coordinates, where it is difficult to find a basis such that the transition matrix would become block diagonal. Consequently, an analytical approach as presented in this paper is not possible. Instead, the authors numerically exponentiate the transition matrix, which is a much more expensive computational procedure than what is needed here.

#### IV. NUMERICAL RESULTS

We now study numerically the obtained six-point correlators, Eqs. (75) and (76). In particular, we are interested in

the effects of the  $1/N_c^2$  suppressed contributions included in these six-point correlators, compared to the large- $N_c$  version in Eq. (16), which was used previously in numerical studies of the NLO BK equation. We will first study these operators in a specific coordinate configuration (with the GBW parametrization for the dipole). We will then integrate the operators over the gluon coordinates  $z, z'$  and study the BK evolution starting from an MV model initial condition.

### A. Correlators in a line configuration of coordinates

As a baseline for comparison of the six-point correlators in the NLO BK integrand, we consider first the four-point correlator  $\langle S_{x,z}^{(2)} S_{z,y}^{(2)} \rangle$  that appears in the LO BK equation. We compare the full finite- $N_c$  result to its large- $N_c$  limit  $\langle S_{x,z}^{(2)} \rangle \langle S_{z,y}^{(2)} \rangle$ . The finite- $N_c$  correlator is evaluated by applying Eq. (48). For the dipole operator  $\langle S^{(2)} \rangle$ , we use the GBW form given in Eq. (14). We consider the following, specific but not atypical, configuration of coordinates:  $x, y$  and  $z$  in a line along the horizontal axis of transverse coordinate space, as shown in Fig. 1. The distance between points  $y$  and  $z$  is denoted by  $a$ , the distance between points  $x$  and  $z$  is  $2a$ , and the distance between  $x$  and  $y$  is  $3a$ .

We have confirmed that the rough relative magnitude of the finite- $N_c$  effects of the results shown in this subsection are not specific to the actual chosen geometric configuration. To confirm this, we have tested other coordinate configurations, for example the four coordinates placed at the corners of a square. The results of these tests were very similar to the plots shown here for the line configuration. We therefore consider this particular geometry to be representative of the typical magnitude of the finite- $N_c$  corrections.

To show the results as a function of the dimensionless distance scale  $aQ_s$ , we define the saturation scale  $Q_s$  as

$$\langle S_{x,y}^{(2)} \rangle_{(x-y)^2=2/Q_s^2} = e^{-1/2}. \quad (80)$$

In Fig. 2, the four-point correlator is shown both at finite  $N_c$  and at large  $N_c$  as a function of the distance  $aQ_s$ . Additionally, the magnitude of the finite- $N_c$  correction is shown as a difference between the finite- $N_c$  and large- $N_c$  results, denoted by  $\langle S^{(2)} S^{(2)} \rangle - \langle S^{(2)} \rangle \langle S^{(2)} \rangle$ . The finite- $N_c$

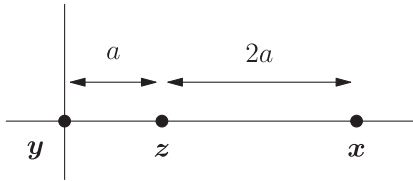


FIG. 1. Coordinates in the LO-like operators of the BK equation placed in a line configuration as a function of some value  $a$ .

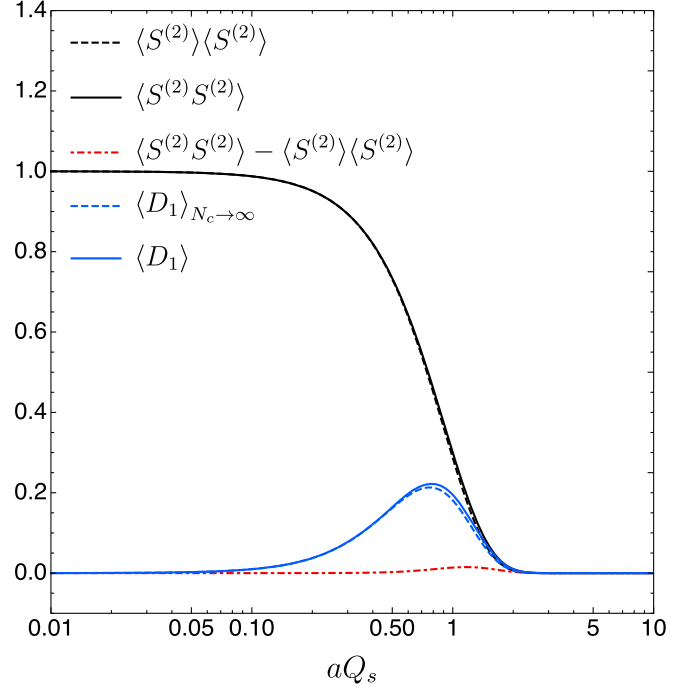


FIG. 2. Correlators in the LO-like piece of the BK equation (2), in the line configuration of coordinates as shown in Fig. 1.

correction to the four-point correlator  $\langle S^{(2)} S^{(2)} \rangle$  is found to be negligible. At typical  $aQ_s = 1$ , the relative finite- $N_c$  correction  $(\langle S^{(2)} S^{(2)} \rangle - \langle S^{(2)} \rangle \langle S^{(2)} \rangle) / (\langle S^{(2)} \rangle \langle S^{(2)} \rangle)$  is approximately 5%. The relative correction becomes more important at large  $aQ_s$ , in the region which gives only a negligible contribution to the BK evolution. We will return to the discussion of the finite- $N_c$  corrections at  $aQ_s \gtrsim 1$  later, when evaluating the six-point functions. Also shown in Fig. 2 is the full LO-like operator factor  $D_1$  (see Eq. (6) from the BK equation, both at large and finite  $N_c$ ). The difference between the finite- $N_c$  and large- $N_c$  results is the same as the difference for the four-point correlators. The fact that the finite- $N_c$  corrections are smaller than  $\sim 1/N_c^2$  is not surprising, as these corrections to the LO BK equation are known to be small [53].

Next, we choose for the four coordinates present in the NLO-like operators in the BK equation a similar line configuration, shown in Fig. 3. In Fig. 4, the behaviour of the operator  $\langle S^{(2)} S^{(2)} S^{(2)} \rangle$  and the large- $N_c$  counterpart

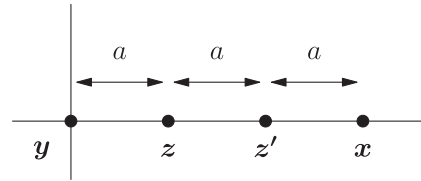


FIG. 3. Coordinates in the NLO-like operators of the BK equation placed in a line configuration as a function of some value  $a$ .

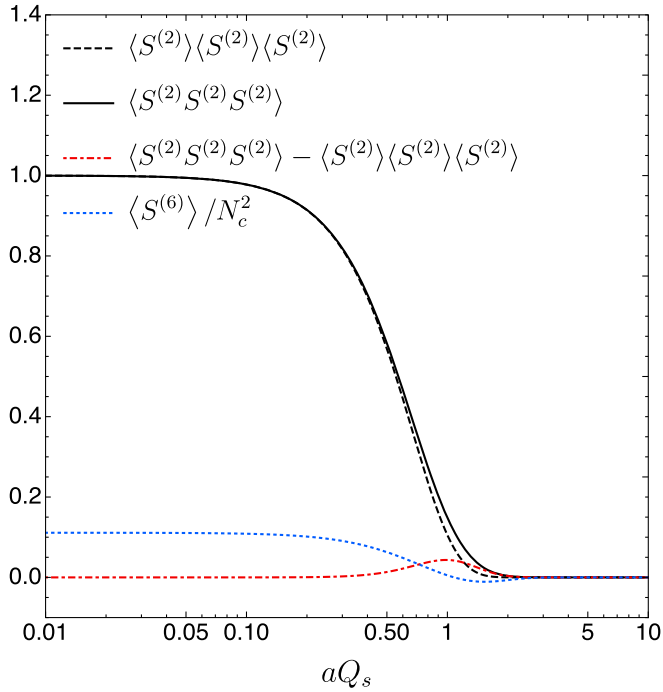


FIG. 4. Six-point correlators present in the NLO BK equation (2), in the line configuration of coordinates as shown in Fig. 3.

$\langle S^{(2)} \rangle \langle S^{(2)} \rangle \langle S^{(2)} \rangle$  are plotted as a function of  $aQ_s$ . For the finite- $N_c$  correlator  $\langle S^{(2)} S^{(2)} S^{(2)} \rangle$ , we use our analytical result Eq. (75). Although the difference between the large- $N_c$  and finite- $N_c$  results (also shown in the figure) is larger here compared to the four-point function shown in Fig. 2, it is still negligible at  $aQ_s \ll 1$ . On the other hand, the finite- $N_c$  corrections clearly dominate in the region  $aQ_s \gtrsim 1$ , the relative contribution from  $1/N_c^2$  suppressed terms being approximately 40% at  $aQ_s = 1$ . A similar, although numerically smaller, effect was observed in the four-point function studied above. This can be understood as follows. When  $2a \gtrsim 1/Q_s$ , the color fields at points  $\mathbf{x}$  and  $\mathbf{z}$ , as well as at  $\mathbf{y}$  and  $\mathbf{z}'$  are uncorrelated. However, at finite  $N_c$ , the six-point function is also sensitive to the color field correlations between points  $\mathbf{x}$  and  $\mathbf{z}'$ , as well as between  $\mathbf{y}$  and  $\mathbf{z}$  that belong to different dipoles and are thus not correlated in the large- $N_c$  limit. When  $|\mathbf{x} - \mathbf{z}'| = |\mathbf{y} - \mathbf{z}| \lesssim 1/Q_s$ , these correlations do not vanish and actually dominate the full six-point function.

Also shown in Fig. 4 for comparison is the other  $1/N_c^2$  suppressed six-point correlator  $\frac{1}{N_c^2} \langle S^{(6)} \rangle$  present in the NLO BK integrand at finite- $N_c$  (cf. Eq. (7)). This is plotted using Eq. (76). We can see that the contribution of the six-point function  $S^{(6)}/N_c^2$  to  $D_{2,2}$  is similar in magnitude as that of the finite- $N_c$  corrections to the dipole cubed operator  $S^{(2)} S^{(2)} S^{(2)}$ .

In Fig. 5, we use all the above mentioned correlators to plot the NLO-like factors  $\langle D_{2,1} \rangle$  and  $\langle D_{2,2} \rangle$ , as defined by

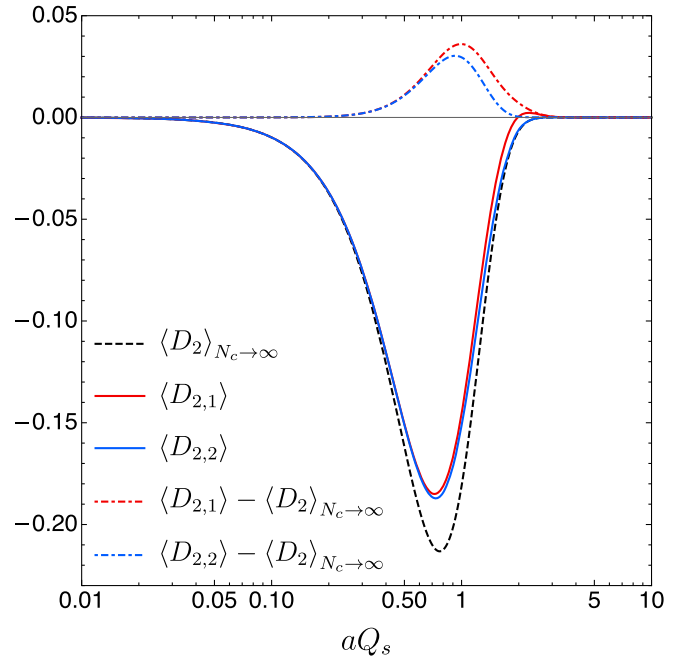


FIG. 5. Correlator factors  $\langle D_{2,1} \rangle$  and  $\langle D_{2,2} \rangle$  in the NLO-like part of the BK equation (2), in the line configuration of coordinates as shown in Fig. 3. Both factors reduce to the same expression  $\langle D_2 \rangle_{\text{Large } N_c}$  in the large- $N_c$  limit, as also shown in the figure.

Eqs. (7) and (8), respectively. Since both quantities reduce to the same expression in the large- $N_c$  limit, only one curve is shown for the large- $N_c$  case. The dashed curves show the differences, i.e., the finite- $N_c$  corrections to  $\langle D_{2,1} \rangle$  and  $\langle D_{2,2} \rangle$ . As already seen when studying the six-point correlators, the finite- $N_c$  corrections are negligible at  $aQ_s \ll 1$ , but become numerically important when  $aQ_s \gtrsim 1$ . In comparison to the dashed curves in Fig. 2 for the LO-like case, we see that the finite- $N_c$  corrections in the NLO-like case are larger. At  $aQ_s = 1$ , the finite- $N_c$  corrections to the operators  $\langle D_{2,1} \rangle$  and  $\langle D_{2,2} \rangle$  are approximately 20% and 16%, respectively. In comparison, the LO-like operator  $\langle D_1 \rangle$  shown in Fig. 2 has a finite- $N_c$  correction of approximately 8%. When considering the full NLO BK evolution, one should keep in mind that the evolution is driven by the dipole sizes  $r \lesssim 1/Q_s$ . As such, even though the finite- $N_c$  corrections can be large at  $r = 1/Q_s$ , the actual effect of the  $1/N_c^2$  suppressed contributions to the small- $x$  evolution can be smaller. The NLO BK evolution at finite- $N_c$  is studied in the next section.

## B. BK evolution at finite $N_c$

Equipped with the insight gained for the expected behavior of correlators using the line configuration, we move on to studying the full BK equation using the MV model initial condition, shown in Eq. (13), with  $Q_{s,0}^2 = 1 \text{ GeV}^2$ . Since the finite- $N_c$  corrections to the

individual operators have been found to be small (except at large distances which do not significantly contribute to the BK evolution), we expect the finite- $N_c$  corrections to remain small when performing integrations over gluon coordinates  $z$  and  $z'$  in Eq. (2).

In Fig. 6, we show the relative evolution speed  $\frac{1}{N} \partial_Y N$ , where the dipole amplitude  $N = N_{x,y}$  is defined as  $N_{x,y} = \langle 1 - S_{x,y}^{(2)} \rangle$ . This is obtained by integrating the full right side of Eq. (2), first using the large- $N_c$  expressions for the correlators, then again using the finite- $N_c$  expressions. These are shown separately for the LO-like contribution [only the term containing  $D_1$  in the integrand in Eq. (2)] and the NLO-like contribution (only the terms containing  $D_{2,1}$  and  $D_{2,2}$ ). As expected from the line configuration studies, we see that the finite- $N_c$  corrections for the NLO-like terms are slightly larger, but of the same order of magnitude as the finite- $N_c$  corrections for the LO-like terms. The finite- $N_c$  corrections vanish when the parent dipole size  $r$  is small, and are most important at  $rQ_s \sim 1$ , as expected from the line configuration analysis presented above.

In Fig. 7, we plot the difference between the large- $N_c$  and finite- $N_c$  cases, separately for the LO-like and NLO-like terms. This shows more clearly that the difference for the

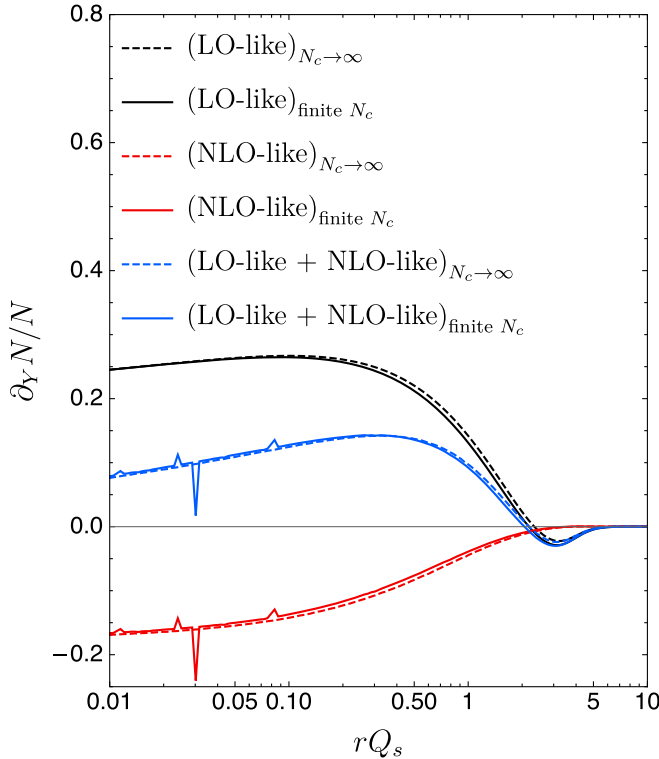


FIG. 6. Evolution speed of the dipole amplitude at the initial condition at large- $N_c$  and at finite- $N_c$ . We show separately the contribution from the LO- and NLO-like terms (note that the LO-like contribution includes the order  $\alpha_s^2$  contribution included in  $K_1^{\text{fin}}$ ).

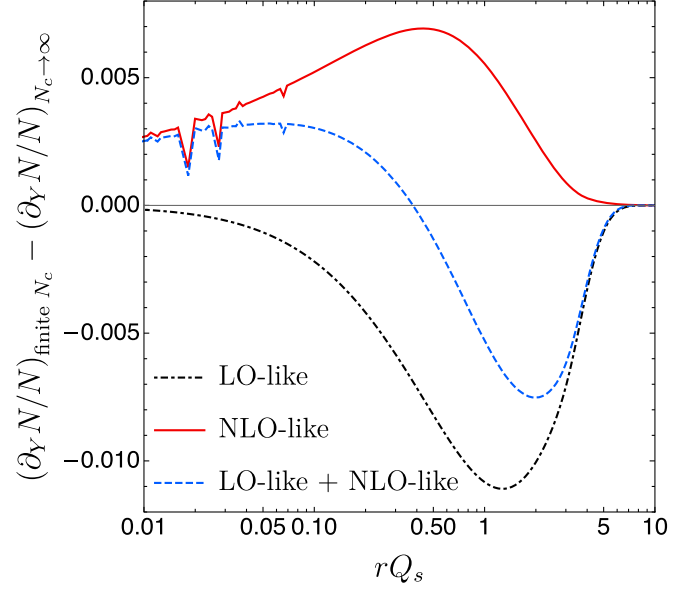


FIG. 7. Difference of the evolution speeds at finite  $N_c$  and at large  $N_c$ , shown separately for the LO-like, NLO-like and total (LO-like + NLO-like) contributions.

NLO-like terms is of the same order of magnitude as for the LO-like terms. We also note that the difference has the opposite sign in the LO-like and the NLO-like terms. Consequently, a part of the difference cancels in the total evolution speed. At  $rQ_s = 1$ , the relative finite- $N_c$  correction is approximately 8% in the LO-like contribution and 13% in the NLO-like contribution. The relative magnitude of the total

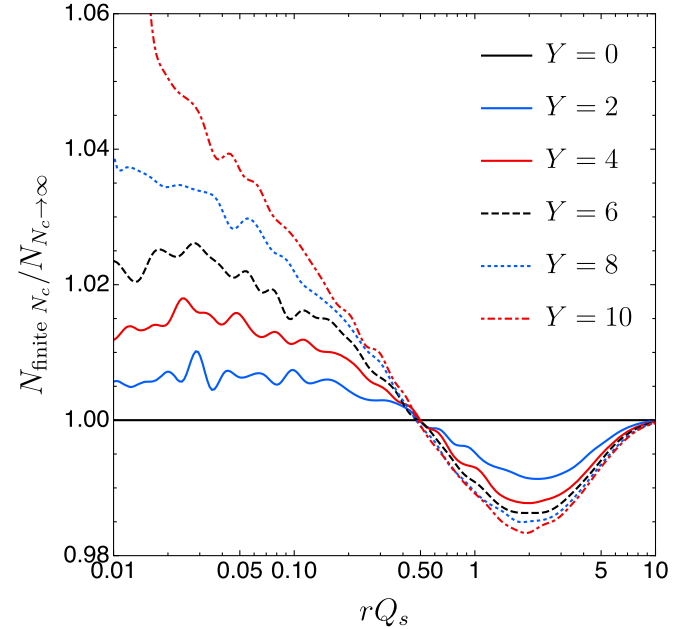


FIG. 8. Evolution for the ratio of the dipole amplitudes obtained by performing the finite- $N_c$  and large- $N_c$  evolutions with the same initial condition.

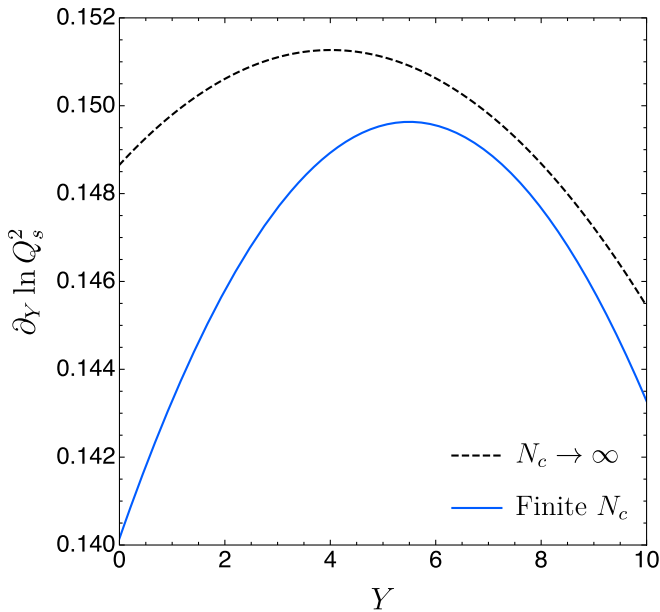


FIG. 9. Evolution speed of the saturation scale  $Q_s^2$  as a function of rapidity at large  $N_c$  and at finite  $N_c$ .

$1/N_c^2$  suppressed contribution is 5%, which is somewhat smaller than the expected correction of  $1/N_c^2 \sim 10\%$ .

Finally, the last thing left to study is to move beyond the initial condition and determine how the finite- $N_c$  corrections behave under the NLO BK evolution. In Fig. 8, we show the ratio of the dipole amplitudes  $N$  obtained by solving the full NLO BK equation at finite  $N_c$  to that at large  $N_c$ . At  $r \gtrsim 1/Q_s$ , when the details of the initial condition are lost and one enters the geometric scaling region, the difference between the large- $N_c$  and finite- $N_c$  cases evolves only very slowly. At small dipoles, the ratio grows approximately linearly in  $Y$ . The fact that the total finite- $N_c$  correction is positive at small dipole sizes and negative at large dipoles, as seen in Fig. 7, is found to hold also asymptotically after many units of rapidity evolution.

The evolution speed of the saturation scale,  $\partial_Y \ln Q_s^2$ , is shown in Fig. 9. Similarly to what is seen in the dipole amplitude plot in Figure 8, we see from this figure that the finite- $N_c$  corrections are more important at the initial condition, slowing down the evolution of  $Q_s^2$  by approximately 5%. Later in the evolution, where the solution approaches the asymptotic shape of the BK evolved dipole, the difference becomes smaller—of the order of 1%. Consequently, even at the initial condition (and especially when the details of the initial condition are lost) the finite- $N_c$  corrections to the evolution speed of  $Q_s$  are found to be significantly smaller than the naive expectation of  $1/N_c^2$  at NLO.

## V. CONCLUSIONS

In this work, we have studied the six-point correlators in the NLO BK equation using the Gaussian approximation.

This allowed us to express these higher-point correlators in terms of the dipole operator. In using our analytical results, we have seen numerically that the overall finite- $N_c$  corrections to the NLO-like part of the BK equation are somewhat smaller than what is naively expected. However, one needs to state the actual quantity being compared in order to quantify this correction.

When correlators are considered between Wilson lines separated by large distances relative to  $1/Q_s$ ,  $1/N_c^2$  suppressed corrections may be considerable. Despite these potentially large corrections to individual correlators, these configurations do not contribute much to the right side of the BK equation. Therefore, we find a somewhat smaller, although still significant, effect on the shape of the dipole amplitude as a function of  $r$ . The finite- $N_c$  corrections are watered down further when one considers the evolution speed of  $Q_s$  as a function of rapidity, especially once the evolution settles toward its asymptotic form away from the initial condition. In general, finite- $N_c$  corrections need to be considered carefully when evaluating the NLO BK equation, since they may have a non-negligible effect at the required accuracy.

## ACKNOWLEDGMENTS

This work was supported by the Academy of Finland, projects No. 314764 (H. M.) and No. 321840 (T. L.), and by the National Research Foundation of South Africa (A. R.). A. R. and T. L. are supported by the European Research Council (ERC) under the European Unions Horizon 2020 research and innovation programme (Grant Agreement No. ERC-2015-CoG-681707), and by the EU Horizon 2020 research and innovation programme, STRONG-2020 project (Grant Agreement No. 824093). The content of this article does not reflect the official opinion of the European Union and responsibility for the information and views expressed therein lies entirely with the authors. Computing resources from CSC—IT Center for Science in Espoo, Finland and from the Finnish Grid and Cloud Infrastructure (persistent identifier `urn:nbn:fi:research-infras-2016072533`) were used in this work.

## APPENDIX: CORRELATOR MATRIX $\mathcal{A}(\eta)$

We give here the explicit expressions for the operators contained in the correlator matrix  $\mathcal{A}(\eta)$ . Since the transition matrix  $\mathcal{M}$  block-diagonalizes in basis  $\tilde{\mathbf{B}}$ , as explained in Sec. III C, we are only interested in the corresponding block-diagonalized matrix

$$\mathcal{A}(\eta) \Big|_{\substack{w \rightarrow z \\ v \rightarrow z}} = \begin{pmatrix} \mathcal{A}_3 & 0 & 0 \\ 0 & \mathcal{A}_2 & 0 \\ 0 & 0 & \mathcal{A}_1 \end{pmatrix} (\eta). \quad (\text{A1})$$

The one-dimensional submatrix is

$$\begin{aligned} \mathcal{A}_1(\eta) &= \left\langle \tilde{B}_6 \begin{array}{c} \text{---} \\ \text{---} \\ \text{---} \\ \text{---} \\ \text{---} \\ \text{---} \end{array} \tilde{B}_6 \right\rangle \\ &= \frac{1}{N_c^3} \left\langle \begin{array}{c} \text{---} \\ \text{---} \\ \text{---} \\ \text{---} \\ \text{---} \\ \text{---} \end{array} \right\rangle_{\substack{w \rightarrow z \\ v \rightarrow z'}} = \langle S_{\mathbf{x}, \mathbf{y}}^{(2)} \rangle. \end{aligned} \quad (\text{A2})$$

The two-dimensional submatrix is

$$\mathcal{A}_2(\eta) = \left\langle \begin{array}{c} \tilde{B}_4 \\ \tilde{B}_5 \end{array} \begin{array}{c} \text{---} \\ \text{---} \\ \text{---} \\ \text{---} \end{array} \begin{array}{c} \tilde{B}_4 \\ \tilde{B}_5 \end{array} \right\rangle_{\substack{w \rightarrow z \\ v \rightarrow z'}} = \begin{pmatrix} \mathcal{A}_2^{(1,1)} & \mathcal{A}_2^{(1,2)} \\ \mathcal{A}_2^{(2,1)} & \mathcal{A}_2^{(2,2)} \end{pmatrix}(\eta), \quad (\text{A3})$$

where

$$\mathcal{A}_2^{(1,1)}(\eta) = \frac{1}{2N_c d_A} \left\langle \begin{array}{c} \text{---} \\ \text{---} \\ \text{---} \\ \text{---} \end{array} - 2 \begin{array}{c} \text{---} \\ \text{---} \\ \text{---} \\ \text{---} \end{array} + \begin{array}{c} \text{---} \\ \text{---} \\ \text{---} \\ \text{---} \end{array} \right\rangle_{\substack{w \rightarrow z \\ v \rightarrow z'}}, \quad (\text{A4})$$

$$\mathcal{A}_2^{(1,2)}(\eta) = \frac{1}{2d_A} \left\langle \begin{array}{c} \text{---} \\ \text{---} \\ \text{---} \\ \text{---} \end{array} - \begin{array}{c} \text{---} \\ \text{---} \\ \text{---} \\ \text{---} \end{array} \right\rangle_{\substack{w \rightarrow z \\ v \rightarrow z'}}. \quad (\text{A5})$$

The three-dimensional submatrix is

$$\mathcal{A}_3(\eta) = \left\langle \begin{array}{c} \tilde{B}_1 \\ \tilde{B}_2 \\ \tilde{B}_3 \end{array} \begin{array}{c} \text{---} \\ \text{---} \\ \text{---} \\ \text{---} \end{array} \begin{array}{c} \tilde{B}_1 \\ \tilde{B}_2 \\ \tilde{B}_3 \end{array} \right\rangle_{\substack{w \rightarrow z \\ v \rightarrow z'}} = \begin{pmatrix} \mathcal{A}_3^{(1,1)} & \mathcal{A}_3^{(1,2)} & \mathcal{A}_3^{(1,3)} \\ \mathcal{A}_3^{(2,1)} & \mathcal{A}_3^{(2,2)} & \mathcal{A}_3^{(2,3)} \\ \mathcal{A}_3^{(3,1)} & \mathcal{A}_3^{(3,2)} & \mathcal{A}_3^{(3,3)} \end{pmatrix}(\eta), \quad (\text{A6})$$

where

$$\begin{aligned} \mathcal{A}_3^{(1,1)}(\eta) &= \frac{2}{N_c^2 d_A C_d} \left\langle 2N_c S_{\mathbf{x}, \mathbf{y}}^{(2)} - N_c^3 S_{\mathbf{x}, \mathbf{z}}^{(2)} S_{\mathbf{z}, \mathbf{y}}^{(2)} - N_c^3 S_{\mathbf{x}, \mathbf{z}'}^{(2)} S_{\mathbf{z}', \mathbf{y}}^{(2)} + \frac{N_c^2}{4} \begin{array}{c} \text{---} \\ \text{---} \\ \text{---} \\ \text{---} \end{array} - N_c \begin{array}{c} \text{---} \\ \text{---} \\ \text{---} \\ \text{---} \end{array} + \frac{N_c^2}{2} \begin{array}{c} \text{---} \\ \text{---} \\ \text{---} \\ \text{---} \end{array} \right. \\ &\quad \left. + \begin{array}{c} \text{---} \\ \text{---} \\ \text{---} \\ \text{---} \end{array} - N_c \begin{array}{c} \text{---} \\ \text{---} \\ \text{---} \\ \text{---} \end{array} + \frac{N_c^2}{4} \begin{array}{c} \text{---} \\ \text{---} \\ \text{---} \\ \text{---} \end{array} \right\rangle_{\substack{w \rightarrow z \\ v \rightarrow z'}}, \end{aligned} \quad (\text{A7})$$

$$\mathcal{A}_3^{(1,2)}(\eta) = \frac{1}{2N_c d_A \sqrt{N_c C_d}} \left\langle -N_c \begin{array}{c} \text{---} \\ \text{---} \\ \text{---} \\ \text{---} \end{array} + 2 \begin{array}{c} \text{---} \\ \text{---} \\ \text{---} \\ \text{---} \end{array} - 2 \begin{array}{c} \text{---} \\ \text{---} \\ \text{---} \\ \text{---} \end{array} + N_c \begin{array}{c} \text{---} \\ \text{---} \\ \text{---} \\ \text{---} \end{array} \right\rangle_{\substack{w \rightarrow z \\ v \rightarrow z'}}, \quad (\text{A8})$$

$$\mathcal{A}_3^{(1,3)}(\eta) = \frac{1}{d_A \sqrt{2C_d N_c}} \left\langle - \begin{array}{c} \text{---} \\ \text{---} \\ \text{---} \\ \text{---} \end{array} + \frac{2}{N_c} \begin{array}{c} \text{---} \\ \text{---} \\ \text{---} \\ \text{---} \end{array} - \begin{array}{c} \text{---} \\ \text{---} \\ \text{---} \\ \text{---} \end{array} \right\rangle_{\substack{w \rightarrow z \\ v \rightarrow z'}}, \quad (\text{A9})$$



$$\mathcal{A}_3^{(2,2)}(\eta) = \frac{1}{2N_c d_A} \left\langle \begin{array}{c} \text{Diagram 1} \\ \text{Diagram 2} \\ \text{Diagram 3} \end{array} \right\rangle, \quad (\text{A10})$$

$w \rightarrow z$   
 $v \rightarrow z'$

$$\mathcal{A}_3^{(2,3)}(\eta) = \frac{1}{\sqrt{2}N_c d_A} \left\langle \begin{array}{c} \text{Diagram 4} \\ \text{Diagram 5} \end{array} \right\rangle, \quad (\text{A11})$$

$w \rightarrow z$   
 $v \rightarrow z'$

$$\mathcal{A}_3^{(3,3)}(\eta) = \frac{1}{N_c d_A} \left\langle -N_c S_{x,y}^{(2)} + \begin{array}{c} \text{Diagram 6} \end{array} \right\rangle. \quad (\text{A12})$$

$w \rightarrow z$   
 $v \rightarrow z'$

- [1] H. Abramowicz *et al.* (H1 and ZEUS Collaboration), Combination of measurements of inclusive deep inelastic  $e^\pm p$  scattering cross sections and QCD analysis of HERA data, *Eur. Phys. J. C* **75**, 580 (2015).
- [2] F. Gelis, E. Iancu, J. Jalilian-Marian, and R. Venugopalan, The color glass condensate, *Annu. Rev. Nucl. Part. Sci.* **60**, 463 (2010).
- [3] J. Jalilian-Marian, A. Kovner, L.D. McLerran, and H. Weigert, The Intrinsic glue distribution at very small  $x$ , *Phys. Rev. D* **55**, 5414 (1997).
- [4] J. Jalilian-Marian, A. Kovner, A. Leonidov, and H. Weigert, The BFKL equation from the Wilson renormalization group, *Nucl. Phys.* **B504**, 415 (1997).
- [5] J. Jalilian-Marian, A. Kovner, A. Leonidov, and H. Weigert, The Wilson renormalization group for low  $x$  physics: Towards the high density regime, *Phys. Rev. D* **59**, 014014 (1998).
- [6] E. Iancu and L. D. McLerran, Saturation and universality in QCD at small  $x$ , *Phys. Lett. B* **510**, 145 (2001).
- [7] Y. V. Kovchegov, Small  $x$   $F(2)$  structure function of a nucleus including multiple pomeron exchanges, *Phys. Rev. D* **60**, 034008 (1999).
- [8] I. Balitsky, Operator expansion for high-energy scattering, *Nucl. Phys.* **B463**, 99 (1996).
- [9] Y. V. Kovchegov and H. Weigert, Triumvirate of running couplings in small- $x$  evolution, *Nucl. Phys.* **A784**, 188 (2007).
- [10] E. Gardi, J. Kuokkanen, K. Rummukainen, and H. Weigert, Running coupling and power corrections in nonlinear evolution at the high-energy limit, *Nucl. Phys.* **A784**, 282 (2007).
- [11] J. L. Albacete and Y. V. Kovchegov, Solving high energy evolution equation including running coupling corrections, *Phys. Rev. D* **75**, 125021 (2007).
- [12] I. Balitsky, Quark contribution to the small- $x$  evolution of color dipole, *Phys. Rev. D* **75**, 014001 (2007).
- [13] T. Lappi and H. Mäntysaari, On the running coupling in the JIMWLK equation, *Eur. Phys. J. C* **73**, 2307 (2013).
- [14] H. Abramowicz *et al.* (H1 and ZEUS Collaborations), Combination and QCD analysis of charm and beauty production cross-section measurements in deep inelastic  $ep$  scattering at HERA, *Eur. Phys. J. C* **78**, 473 (2018).
- [15] J. L. Albacete, N. Armesto, J. G. Milhano, P. Quiroga-Arias, and C. A. Salgado, AAMQS: A non-linear QCD analysis of new HERA data at small- $x$  including heavy quarks, *Eur. Phys. J. C* **71**, 1705 (2011).
- [16] J. L. Albacete, J. G. Milhano, P. Quiroga-Arias, and J. Rojo, Linear vs Non-linear QCD evolution: From HERA data to LHC phenomenology, *Eur. Phys. J. C* **72**, 2131 (2012).
- [17] T. Lappi and H. Mäntysaari, Single inclusive particle production at high energy from HERA data to proton-nucleus collisions, *Phys. Rev. D* **88**, 114020 (2013).
- [18] H. Mäntysaari and B. Schenke, Confronting impact parameter dependent JIMWLK evolution with HERA data, *Phys. Rev. D* **98**, 034013 (2018).
- [19] A. H. Rezaeian, M. Siddikov, M. Van de Klundert, and R. Venugopalan, Analysis of combined HERA data in the impact-parameter dependent saturation model, *Phys. Rev. D* **87**, 034002 (2013).

- [20] H. Mäntysaari and P. Zurita, In depth analysis of the combined HERA data in the dipole models with and without saturation, *Phys. Rev. D* **98**, 036002 (2018).
- [21] P. Tribedy and R. Venugopalan, QCD saturation at the LHC: Comparisons of models to p + p and A + A data and predictions for p + Pb collisions, *Phys. Lett. B* **710**, 125 (2012); Erratum, *Phys. Lett. B* **718**, 1154 (2013).
- [22] V.P. Goncalves and M.L.L. da Silva, Probing the Color Glass Condensate in  $pp$  collisions at forward rapidities and very low transverse momenta, *Nucl. Phys.* **A906**, 28 (2013).
- [23] B. Ducloué, T. Lappi, and H. Mäntysaari, Forward  $J/\psi$  production in proton-nucleus collisions at high energy, *Phys. Rev. D* **91**, 114005 (2015).
- [24] B. Ducloué, T. Lappi, and H. Mäntysaari, Forward  $J/\psi$  production at high energy: Centrality dependence and mean transverse momentum, *Phys. Rev. D* **94**, 074031 (2016).
- [25] J.L. Albacete, P. Guerrero Rodríguez, and Y. Nara, Ultra-forward particle production from color glass condensate and Lund fragmentation, *Phys. Rev. D* **94**, 054004 (2016).
- [26] B. Ducloué, T. Lappi, and H. Mäntysaari, Isolated photon production in proton-nucleus collisions at forward rapidity, *Phys. Rev. D* **97**, 054023 (2018).
- [27] H. Mäntysaari and H. Paukkunen, Saturation and forward jets in proton-lead collisions at the LHC, *Phys. Rev. D* **100**, 114029 (2019).
- [28] E.C. Aschenauer, S. Fazio, J.H. Lee, H. Mäntysaari, B.S. Page, B. Schenke, T. Ullrich, R. Venugopalan, and P. Zurita, The electron-ion collider: Assessing the energy dependence of key measurements, *Rep. Prog. Phys.* **82**, 024301 (2019).
- [29] A. Accardi *et al.*, Electron ion collider: The next QCD frontier - understanding the glue that binds us all, *Eur. Phys. J. A* **52**, 268 (2016).
- [30] J. Abelleira Fernandez *et al.* (LHeC Study Group Collaboration), A large hadron electron collider at CERN: Report on the physics and design concepts for machine and detector, *J. Phys. G* **39**, 075001 (2012).
- [31] X. Chen, A plan for electron ion collider in China, *Proc. Sci. DIS2018* (2018) 170 [arXiv:1809.00448].
- [32] C.A. Bertulani, S.R. Klein, and J. Nystrand, Physics of ultra-peripheral nuclear collisions, *Annu. Rev. Nucl. Part. Sci.* **55**, 271 (2005).
- [33] S.R. Klein and H. Mäntysaari, Imaging the nucleus with high-energy photons, *Nat. Rev. Phys.* **1**, 662 (2019).
- [34] I. Balitsky and G. A. Chirilli, Next-to-leading order evolution of color dipoles, *Phys. Rev. D* **77**, 014019 (2008).
- [35] I. Balitsky and G. A. Chirilli, Rapidity evolution of Wilson lines at the next-to-leading order, *Phys. Rev. D* **88**, 111501 (2013).
- [36] A. Kovner, M. Lublinsky, and Y. Mulian, Jalilian-Marian, Iancu, McLerran, Weigert, Leonidov, Kovner evolution at next to leading order, *Phys. Rev. D* **89**, 061704 (2014).
- [37] B. Ducloué, H. Hänninen, T. Lappi, and Y. Zhu, Deep inelastic scattering in the dipole picture at next-to-leading order, *Phys. Rev. D* **96**, 094017 (2017).
- [38] G. Beuf, Dipole factorization for DIS at NLO: Combining the  $q\bar{q}$  and  $q\bar{q}g$  contributions, *Phys. Rev. D* **96**, 074033 (2017).
- [39] G. Beuf, Dipole factorization for DIS at NLO: Loop correction to the  $\gamma_{T,L}^* \rightarrow q\bar{q}$  light-front wave functions, *Phys. Rev. D* **94**, 054016 (2016).
- [40] I. Balitsky and G. A. Chirilli, Photon impact factor in the next-to-leading order, *Phys. Rev. D* **83**, 031502 (2011).
- [41] H. Hänninen, T. Lappi, and R. Paatelainen, One-loop corrections to light cone wave functions: The dipole picture DIS cross section, *Ann. Phys. (Amsterdam)* **393**, 358 (2018).
- [42] R. Boussarie, A.V. Grabovsky, D. Yu. Ivanov, L. Szymanowski, and S. Wallon, Next-to-Leading Order Computation of Exclusive Diffractive Light Vector Meson Production in a Saturation Framework, *Phys. Rev. Lett.* **119**, 072002 (2017).
- [43] M. Escobedo and T. Lappi, Dipole picture and the non-relativistic expansion, *Phys. Rev. D* **101**, 034030 (2020).
- [44] T. Lappi, H. Mäntysaari, and J. Penttala, Relativistic corrections to the vector meson light front wave function, arXiv:2006.02830.
- [45] G. A. Chirilli, B.-W. Xiao, and F. Yuan, Inclusive hadron productions in pA collisions, *Phys. Rev. D* **86**, 054005 (2012).
- [46] B. Ducloué, E. Iancu, T. Lappi, A.H. Mueller, G. Soyez, D.N. Triantafyllopoulos, and Y. Zhu, Use of a running coupling in the NLO calculation of forward hadron production, *Phys. Rev. D* **97**, 054020 (2018).
- [47] B. Ducloué, T. Lappi, and Y. Zhu, Single inclusive forward hadron production at next-to-leading order, *Phys. Rev. D* **93**, 114016 (2016).
- [48] K. Watanabe, B.-W. Xiao, F. Yuan, and D. Zaslavsky, Implementing the exact kinematical constraint in the saturation formalism, *Phys. Rev. D* **92**, 034026 (2015).
- [49] T. Altinoluk, N. Armesto, G. Beuf, A. Kovner, and M. Lublinsky, Single-inclusive particle production in proton-nucleus collisions at next-to-leading order in the hybrid formalism, *Phys. Rev. D* **91**, 094016 (2015).
- [50] A. M. Stasto, B.-W. Xiao, and D. Zaslavsky, Towards the Test of Saturation Physics Beyond Leading Logarithm, *Phys. Rev. Lett.* **112**, 012302 (2014).
- [51] H.-Y. Liu, Y.-Q. Ma, and K.-T. Chao, Improvement for color glass condensate factorization: Single hadron production in pA collisions at next-to-leading order, *Phys. Rev. D* **100**, 071503 (2019).
- [52] K. Rummukainen and H. Weigert, Universal features of JIMWLK and BK evolution at small x, *Nucl. Phys.* **A739**, 183 (2004).
- [53] Y. V. Kovchegov, J. Kuokkanen, K. Rummukainen, and H. Weigert, Subleading-N(c) corrections in non-linear small-x evolution, *Nucl. Phys.* **A823**, 47 (2009).
- [54] H. Fujii, F. Gelis, and R. Venugopalan, Quark pair production in high energy pA collisions: General features, *Nucl. Phys.* **A780**, 146 (2006).
- [55] C. Marquet and H. Weigert, New observables to test the color glass condensate beyond the large- $N_c$  limit, *Nucl. Phys.* **A843**, 68 (2010).
- [56] F. Dominguez, C. Marquet, B.-W. Xiao, and F. Yuan, Universality of unintegrated gluon distributions at small x, *Phys. Rev. D* **83**, 105005 (2011).

- [57] C. Marquet, Forward inclusive dijet production and azimuthal correlations in  $p(A)$  collisions, *Nucl. Phys.* **A796**, 41 (2007).
- [58] T. Lappi and H. Mantysaari, Forward dihadron correlations in deuteron-gold collisions with the Gaussian approximation of JIMWLK, *Nucl. Phys.* **A908**, 51 (2013).
- [59] K. Dusling, M. Mace, and R. Venugopalan, Parton model description of multiparticle azimuthal correlations in  $pA$  collisions, *Phys. Rev. D* **97**, 016014 (2018).
- [60] F. Dominguez, C. Marquet, A. M. Stasto, and B.-W. Xiao, Universality of multiparticle production in QCD at high energies, *Phys. Rev. D* **87**, 034007 (2013).
- [61] B. Ducloué, E. Iancu, A. H. Mueller, G. Soyez, and D. N. Triantafyllopoulos, Non-linear evolution in QCD at high-energy beyond leading order, *J. High Energy Phys.* **04** (2019) 081.
- [62] T. Lappi and H. Mäntysaari, Direct numerical solution of the coordinate space Balitsky-Kovchegov equation at next to leading order, *Phys. Rev. D* **91**, 074016 (2015).
- [63] E. Iancu, J. D. Madrigal, A. H. Mueller, G. Soyez, and D. N. Triantafyllopoulos, Resumming double logarithms in the QCD evolution of color dipoles, *Phys. Lett. B* **744**, 293 (2015).
- [64] T. Lappi and H. Mäntysaari, Next-to-leading order Balitsky-Kovchegov equation with resummation, *Phys. Rev. D* **93**, 094004 (2016).
- [65] G. Beuf, Improving the kinematics for low- $x$  QCD evolution equations in coordinate space, *Phys. Rev. D* **89**, 074039 (2014).
- [66] E. Iancu, J. D. Madrigal, A. H. Mueller, G. Soyez, and D. N. Triantafyllopoulos, Collinearly-improved BK evolution meets the HERA data, *Phys. Lett. B* **750**, 643 (2015).
- [67] L. D. McLerran and R. Venugopalan, Computing quark and gluon distribution functions for very large nuclei, *Phys. Rev. D* **49**, 2233 (1994).
- [68] L. D. McLerran and R. Venugopalan, Boost covariant gluon distributions in large nuclei, *Phys. Lett. B* **424**, 15 (1998).
- [69] K. J. Golec-Biernat and M. Wusthoff, Saturation effects in deep inelastic scattering at low  $Q^2$  and its implications on diffraction, *Phys. Rev. D* **59**, 014017 (1998).
- [70] A. Dumitru, J. Jalilian-Marian, T. Lappi, B. Schenke, and R. Venugopalan, Renormalization group evolution of multi-gluon correlators in high energy QCD, *Phys. Lett. B* **706**, 219 (2011).
- [71] T. Lappi, B. Schenke, S. Schlichting, and R. Venugopalan, Tracing the origin of azimuthal gluon correlations in the color glass condensate, *J. High Energy Phys.* **01** (2016) 061.
- [72] T. Lappi, A. Ramnath, K. Rummukainen, and H. Weigert, JIMWLK evolution of the odderon, *Phys. Rev. D* **94**, 054014 (2016).
- [73] E. Iancu and D. Triantafyllopoulos, Higher-point correlations from the JIMWLK evolution, *J. High Energy Phys.* **11** (2011) 105.
- [74] J. P. Blaizot, F. Gelis, and R. Venugopalan, High-energy  $pA$  collisions in the color glass condensate approach. 1. Gluon production and the Cronin effect, *Nucl. Phys.* **A743**, 13 (2004).
- [75] J. P. Blaizot, F. Gelis, and R. Venugopalan, High-energy  $pA$  collisions in the color glass condensate approach. 2. Quark production, *Nucl. Phys.* **A743**, 57 (2004).
- [76] F. Dominguez, C. Marquet, and B. Wu, On multiple scatterings of mesons in hot and cold QCD matter, *Nucl. Phys.* **A823**, 99 (2009).