

**This is a self-archived version of an original article. This version may differ from the original in pagination and typographic details.**

**Author(s):** Schäfer, Katharina; Saarikallio, Suvi; Eerola, Tuomas

**Title:** Music May Reduce Loneliness and Act as Social Surrogate for a Friend : Evidence from an Experimental Listening Study

**Year:** 2020

**Version:** Published version

**Copyright:** © The Authors 2020

**Rights:** CC BY-NC 4.0

**Rights url:** <https://creativecommons.org/licenses/by-nc/4.0/>

**Please cite the original version:**

Schäfer, K., Saarikallio, S., & Eerola, T. (2020). Music May Reduce Loneliness and Act as Social Surrogate for a Friend : Evidence from an Experimental Listening Study. *Music and Science*, 3. <https://doi.org/10.1177/2059204320935709>

# Music May Reduce Loneliness and Act as Social Surrogate for a Friend: Evidence from an Experimental Listening Study

Music & Science  
Volume 3: 1–16

© The Author(s) 2020

Article reuse guidelines:

[sagepub.com/journals-permissions](https://sagepub.com/journals-permissions)

DOI: 10.1177/2059204320935709

[journals.sagepub.com/home/mns](https://journals.sagepub.com/home/mns)Katharina Schäfer<sup>1</sup> , Suvi Saarikallio<sup>1</sup> and Tuomas Eerola<sup>2</sup>

## Abstract

After losing a close other, individuals usually confide in an empathic friend to receive comfort and they seem to have a heightened desire for mood-congruent, consoling music. Hence, it has been proposed that affect-congruent music acts as a social surrogate for an empathic friend. Thus, we hypothesized that listening to comforting music, as a response to a social loss experience, provides a sense of empathic company as indicated by reduced loneliness and heightened empathy. We further predicted that distracting music would have a stronger impact on the listeners' mood in comparison to comforting pieces. To test these assumptions, an experiment with two factors was designed: (1) Sadness was induced by an approved guided imagery method where participants visualized either their father dying (social loss), losing their eyesight (non-social loss), or shopping for groceries (control condition). (2) After the mood induction, the listening task included either comforting or distracting music that participants selected themselves. Psychometric measures for mood and loneliness were collected before and after the mood induction and after the music listening. The data were analyzed with mixed model ANOVAs. The results showed a significant reduction of loneliness and a relevant rise in empathy and mood due to listening to self-selected music, irrespective of the listener's mood or the applied listening strategy, which suggests that private musical engagement in general can provide mood-repair and a sense of connection. This beneficial effect of private musical engagement supports the notion that not only music production but also its perception engenders social cognition. Overall, the findings corroborate the idea of music as a social surrogate.

## Keywords

Comfort, emotion regulation, loneliness, music listening, social music cognition, social surrogacy

Submission date: 08 April 2019; Acceptance date: 27 May 2020

## Background

When individuals feel distressed or lonely, they often turn to music to feel better (Taruffi & Koelsch, 2014). Some listeners say that they feel understood, emotionally supported, and less lonely when the lyrics of a song apply to their lives (Lippman & Greenwood, 2012). Others describe sad-sounding music as helping them to link their sadness to something positive and making them feel less alone in their negative experiences (Skånland, 2013). To still others, listening to mood-congruent music by themselves feels like being with a friend that offers understanding and comfort when they are sad (Van den Tol & Edwards, 2011). However, studies investigating music preferences of individuals in a sad mood have yielded inconsistent results. People experiencing sadness sometimes prefer to listen to happy

or calming music (e.g., Knobloch & Zillmann, 2002; Schellenberg et al., 2008) and sometimes they seek music that reinforces their sadness (e.g., Garrido & Schubert, 2011a; Hunter et al., 2011; Skånland, 2013; Xue et al., 2018). Previous research has demonstrated that liking for sad music is influenced by personality traits among other things; openness to experience, for instance, is linked to sensitivity for art and beauty and people with that

<sup>1</sup> University of Jyväskylä, Jyväskylä, Finland<sup>2</sup> Durham University, Durham, UK

### Corresponding author:

Katharina Schäfer, Department of Music, Art, and Culture Studies,  
University of Jyväskylä, P.O. Box 35, Jyväskylä, 40014 Finland.Email: [katharina.schafer@jyu.fi](mailto:katharina.schafer@jyu.fi)Creative Commons Non Commercial CC BY-NC: This article is distributed under the terms of the Creative Commons Attribution-NonCommercial 4.0 License (<https://creativecommons.org/licenses/by-nc/4.0/>) which permits non-commercial use, reproduction and distribution of the work without further permission provided the original work is attributed as specifiedon the SAGE and Open Access pages (<https://us.sagepub.com/en-us/nam/open-access-at-sage>).

disposition seem to enjoy sad music more than others (Vuoskoski et al., 2012). The enjoyment of sad music is further associated with behavioural tendencies to ruminate (Chen et al., 2007; Garrido & Schubert, 2013b) as well as to become deeply absorbed in an experience (Garrido & Schubert, 2011a, 2013a). Additionally, listeners with a more pronounced empathic disposition appreciate sad musical excerpts more than others with a less empathic nature (Eerola et al., 2016; Garrido & Schubert, 2011a; Vuoskoski, 2012; Vuoskoski & Eerola, 2012).

Empathy results from cognitive and emotional processes that allow people to feel and understand what another person is experiencing (Davis, 1980). While trait empathy refers to the baseline level of empathic capabilities of a person, state empathy describes fluctuations around that level that can be influenced, for example, by experimental instructions (Miu & Balteş, 2012). Vuoskoski (2015) proposes that empathic individuals may be more open to engage with sad-sounding music due to their pronounced tendency to empathize with others that are experiencing negative emotions. Further, individuals with a high level of empathy seem to enjoy sad music more since it makes them feel moved (Eerola et al., 2016).

Other explanations for the inconsistent findings regarding musical preferences of people undergoing sadness capitalize on differences in the expected effects of music listening and diverging self-regulatory goals (van den Tol & Edwards, 2014) that can vary according to dispositional emotion regulation styles (Thoma et al., 2012). Some listeners that experience sadness might engage with music for mood enhancement (Stewart et al., 2019; van den Tol & Edwards, 2014) while others want to retrieve specific memories (Tahlier et al., 2012; van den Tol & Edwards, 2014), be in touch with their thoughts and feelings (van den Tol et al., 2016; van den Tol & Edwards, 2011), increase mind-wandering (Taruffi et al., 2017) or derive comfort (Saarikallio & Erkkilä, 2007; Taruffi & Koelsch, 2014) through music listening. The engagement in distraction through sad music with a high aesthetic value, for instance, has been identified as an effective self-regulatory strategy for achieving mood enhancement when feeling sad (van den Tol & Edwards, 2014). Besides sad pieces, cheerful music (Saarikallio & Erkkilä, 2007) is regularly employed for distraction from unwanted thoughts, worries and stress (Stewart et al., 2019; Thomson et al., 2014; van Goethem & Sloboda, 2011). Distraction is recognized as a self-regulatory strategy that repairs mood very effectively (Augustine & Hemenover, 2009) and as a highly important strategy for the use of music listening in general (van Goethem & Sloboda, 2011). However, the continuous use of music for distraction from negative moods may be an indicator of avoidant coping (Garrido & Schubert, 2011b; Miranda & Claes, 2009) or may even indicate psychological problems (Hutchinson et al., 2006; Salters-Pedneault et al., 2004). Even though these regulatory styles are relatively stable personal characteristics, listening preferences

are influenced by situational circumstances and musical selection habits can be changed over time (Stewart et al., 2019). In sum, previous research has identified several personality traits and different styles of regulating emotions as factors that may contribute to the inconsistent findings regarding music preferences of solitary individuals in a sad mood.

### Context Influences Regulatory Strategies

Besides personal dispositions or mood-regulation styles, the characteristics of the event that triggers a certain emotion may influence somebody's music choice (Taylor & Friedman, 2014). Different regulatory strategies are employed depending on the emotion experienced prior to music listening and the desired affective state (Erber et al., 1996; Randall & Rickard, 2017; Tahlier et al., 2012). A certain emotion can in turn be caused by different events. Sadness, for instance, can be triggered by the loss of a beloved person, caused, for instance, by a relationship break-up, a terminal illness or accident of a close other (*interpersonal sadness*) or when failing to achieve an important personal goal, being forced to give up a cherished dream (e.g., of a dream job or profession), or losing one's health (e.g., by losing eyesight or being diagnosed with a terminal illness; *non-interpersonal sadness*; DeMarco et al., 2015). Sadness elicited, for example, by career-related failure increases a desire for work-related activities (Gray et al., 2011) while sadness elicited by a social loss heightens a desire for social interaction (Gray et al., 2011; Rimé, 2009) and is associated with responses that foster social connectedness (Keller & Nesse, 2006). Thus, the situation that triggers an emotional episode supposedly influences the nature of subsequent mood-repairing behavior (*situation-symptom congruence hypothesis*; Keller & Nesse, 2006).

### Preference for Mood-congruency

When people undergo sadness due to a broken or lost relationship, they often seek ways to continue a feeling of connection with the lost individual (Fisher et al., 2006) or they look for a surrogate to recapture the bond (Baumeister & Leary, 1995). After painful social experiences, people usually seek a mood-congruent, empathic friend with whom they can share their negative feelings and who provides emotional validation and support (Hill, 1991). In interviews, audience members sometimes have described sad music as a friend who provides understanding and comfort (Van den Tol & Edwards, 2011). Taken together, these findings suggest that sad music might act as a surrogate for an empathic friend in situations of social loss. Following the same logic, Lee et al. (2013) hypothesized that affect-congruent, sad music offers a sense of emotional sharing, akin to interacting with an empathetic friend, and thus is more appreciated when solitary individuals experience interpersonal disruption as compared to non-

interpersonal distress (*mood-congruency hypothesis*). In an experiment where participants indicated their preference for putatively sad or cheerful pieces of music, based on contrived song titles. After writing about a personal experience of losing a significant other (social loss) or an important competition (nonsocial loss), a higher inclination towards mood-congruent music was found among participants facing interpersonal sadness compared to those experiencing non-interpersonal distress (Lee et al., 2013). Based on this result, the authors argued that interpersonal sadness is particularly likely to promote the choice of affect-congruent music. The study that established the mood-congruency hypothesis (Lee et al., 2013) included a second experiment where participants indicated their preference for an affect-incongruent or affect-congruent version of either a person (a funny or an empathic friend) or music (cheerful or sad songs) in different distressing situations. The results suggest a higher liking for mood-congruent experiences as well as a high correlation between the liking for mood-congruent music and friends across all situations. Hence, the preference for solitary engagement with sad music after a social loss strongly correlated with the liking of an empathic friend, which lent support to the mood-congruency hypothesis.

### *Music as a Virtual Friend*

The idea that private music listening can convey the sense of the presence of another person has been proposed by several theoretical positions, in particular social cognition. Persona theory posits that listeners automatically and unconsciously conceive music as expression of a state of mind of an imagined person (Elvers, 2016; Levinson, 2006). Likewise, shared affective motion experience theory claims that music provides company by conveying a sense of the presence, actions, and emotional states of another person (Overy & Molnar-Szakacs, 2009). Furthermore, research on social music cognition suggests that solitary listening can function as a form of social encounter (Wallmark et al., 2018) and that listeners can conceive a virtual social agent while engaging with well-known musical pieces by themselves (Leman, 2007; Lippman & Greenwood, 2012).

Different underlying mechanisms for conveying a sense of connection through music listening have been proposed. Some of these suggestions are based upon music-evoked empathic processes and argue that listeners empathize with the imagined experiences of either a “virtual person” inhabiting the music (Clarke et al., 2015; Levinson, 2006) or the performer or composer itself (Scherer & Zentner, 2001). The former option relates to persona theory, which proposes that individuals experience emotionally expressive music as a narrative about a virtual companion that they imagine inhabits the musical environment (Levinson, 2006) and with whom listeners identify themselves (Elvers, 2016). Alternatively, listeners might empathize with a

composer or performer by sympathizing with their lived experiences (Scherer & Zentner, 2001). It is imaginable that those music-evoked empathic processes facilitate the promotion of empathic abilities by increasing the listener’s reflective functioning and mentalizing abilities (Greenberg et al., 2015). As well as music-related empathizing, the identification with a composer or performer (Schäfer & Eerola, 2020; Scherer & Zentner, 2001) and nostalgic reminiscence (Garrido & Davidson, 2019; Schäfer & Eerola, 2020) have been proposed to convey a sense of connection during solitary musical engagement. As nostalgia is known to reconnect reminiscing individuals with people from their past (Wildschut et al., 2010; Zhou et al., 2008) and music is one of the most powerful elicitors of nostalgia (Barrett et al., 2010; Garrido & Davidson, 2019; Zentner et al., 2008), music’s ability to bring back vivid memories of loved ones and the feeling of being with them might induce a sense of connection with them (Garrido & Davidson, 2019).

Moreover, there is empirical evidence that listeners can successfully decode relational intentions from dyadic musical interactions (Aucouturier & Canonne, 2017) and that music can be perceived as having similar qualities to a real person such as age, gender, or emotions (Watt & Ash, 1998). Hence, empirical work supports the theory that both music production and perception include social cognition and empathic processes.

In sum, sadness can be caused by different situations that in turn influence the behavior that people employ to repair their mood. Sadness elicited by a social loss is associated with a greater desire for social connection and interaction than sadness triggered for instance by a career-related failure. Hence, after a painful social experience people usually seek an empathic friend to share their negative feelings and receive comfort. At the same time, a preference for mood-congruent, sad music has been observed in this kind of socially distressing situations. Due to these findings, it stands to reason that affect-congruent musical pieces may act as a surrogate for an empathic friend after experiencing a social loss.

## **Aim, Rationale, and Hypothesis of the Current Experiment**

### *Aim and Rationale*

This experiment was designed to test if private listening to comforting music can provide a sense of empathic company to individuals experiencing interpersonal sadness, a capacity assigned to mood-congruent, “sad music” by previous research (Lee et al., 2013). Instead of concentrating on “sad music”, we adopt a different perspective that focuses on the comforting aspect of music listening to circumvent the problem of the diversity of “sad music” and its effects; previous investigations indicate a substantial variety in the type of music that listeners consider as sad

(Peltola, 2017; Van den Tol, 2012; Weth et al., 2015) and an immense variation of physical and mental reactions has been reported in response to nominally “sad music” (Eerola & Peltola, 2016). The physical responses to “sad music” range from pleasurable chills through moist eyes to crying (Peltola & Eerola, 2016; Weth et al., 2015). Likewise, emotional responses to “sad music” often include both unpleasant and pleasant emotions (Garrido & Schubert, 2013b; Kawakami et al., 2013; Miu & Balteş, 2012; Taruffi & Koelsch, 2014; Vuoskoski & Eerola, 2017). Since both the musical attributes of and the listeners’ reactions to “sad music” are so diverse, the uniformity of the concept “sad music” is questionable. Thus, we approach the topic from the angle of musical emotion regulation that examines the use of musical engagement for the purpose of emotional adjustment. More precisely, this study concentrates on a specific listening strategy named solace (Saarikallio & Erkkilä, 2007) that is often applied by sad or troubled individuals experiencing a loss in order to feel understood and comforted (Hanser et al., 2016). After a social loss experience, people also turn to empathic friends for comfort and solace (Hill, 1991). Thus, the similar situation and motivation prompts people to seek empathic friends and comforting music. Hence, it stands to reason that the highest probability to gain a sense of empathic company from solitary musical engagement is by applying the listening strategy of solace (Hanser et al., 2016; Saarikallio & Erkkilä, 2007). In sum, the theoretical reasoning and empirical evidence described above strongly suggest that solitary music listening can provide a sense of company, and that this may be especially true for comforting music since it is assumed to serve as surrogate for an empathic friend after painful social experiences.

As many of the above-mentioned empirical approaches assessed participants’ hypothetical musical preferences in different distressing situations and the implementation of real musical comforting experiences is rather scarce, it is still unclear what actually happens when sad individuals listen to either affect-congruent or -incongruent pieces. To fill this gap, a study was designed that featured a reliable sadness induction procedure and a real private listening experience with self-selected music, both of which were experimentally manipulated. After sadness was induced through the imagination of the experience of a social loss (*interpersonal sadness*) or a non-social loss (*non-interpersonal sadness*), participants were allowed to listen to music of their own choice that usually either comforts (*comforting music*) or distracts them (*distracting music*). If comforting music served as a surrogate for an empathic friend, the solitary engagement with this kind of music should reduce listeners’ feelings of loneliness. Thus, the participants’ loneliness that is conceptualized as perceived social isolation (Cacioppo et al., 2015) was measured with reliable questionnaires (DiTommaso et al., 2004; Russell, 1996). Since the conveyance of a sense of company through music listening might involve empathic processes, state

empathy was repeatedly assessed through psychometric questionnaires alongside other mood states and feelings of loneliness.

## Hypotheses

1. The induction of a sad mood (independent variable = IV 1) is expected to heighten participants’ sadness reports, while it is supposed not to influence their momentary loneliness (dependent variable = DV 1).
2. Listening to comforting compared to distracting music is thought to lower feelings of loneliness which would show in a main effect of listening strategy (IV 2) on state loneliness (DV 1).
3. The strongest effect of comforting music on loneliness is expected to occur in the interpersonal sadness condition. This would be seen as a significant interaction between the type of mood (IV 1) and listening strategy (IV 2) in the analysis of state loneliness (DV 1).
4. We expect a main effect of listening strategy (IV 2) on mood as reflected in the participants’ report of more happiness (DV 2) and less nervousness (DV 3) after listening to distracting music. No directed hypothesis is formulated regarding state empathy (DV 4), since it is measured in order to explore changes that might be triggered through the mood induction or the music.

## Methods

### Participants

Overall, 90 individuals between 20 and 41 years of age ( $M = 26.0$  years,  $SD = 4.0$ , 65 female) took part in the experiment (see Table 1). Half of the participants (48.9%) described themselves as music-loving non-musicians, 25% as amateur musicians, 10.2% as non-musicians, 8% as semiprofessional, 4.5% as serious amateurs, and 3.4% as professional musicians. The proportion of participants that were in a relationship (53%) – engaged, married, in an extra-marital cohabitation, or in an (open) relationship – was slightly larger than that of those who were single (38.6%). Eight percent indicated that they were neither single nor in a relationship. About half of the sample came from the country where the study run in Finland (55.2%), 17.2% from other parts of Europe, 18.4% from Asia, and 9.2% from America.

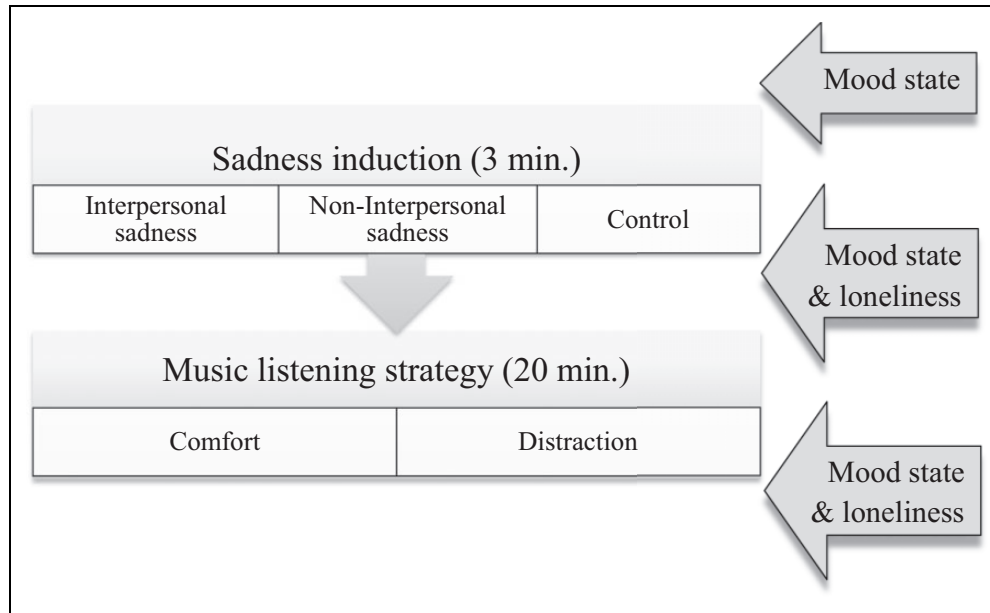
### Procedure

The participants were recruited via email from the University of Jyväskylä and received a movie ticket worth €10 for their effort. The musical material used in the experiment

**Table 1.** Sample characteristics.

	Total	Male	Female	T-test for gender difference
Number	90	25 (28%)	65 (72%)	
Age in years	26.0 (4.00)	27.7 (4.50)	25.4 (3.63)	$t(88) = 2.57, p < .05$
Need to belong	3.14 (0.70)	2.83 (0.79)	3.26 (0.63)	$t(86) = -2.69, p < .01$
Trait empathy	3.54 (0.39)	3.38 (0.46)	3.60 (0.34)	$t(86) = -2.51, p < .05$
Trait loneliness	2.19 (0.69)	2.21 (0.61)	2.18 (0.72)	$t(86) = 0.13, p > .05$

Note. Data are displayed as number (%) or mean (SD).

**Figure 1.** Flowchart of the experimental design.

was based on self-selection and therefore the recruiting email included specific instructions for choosing pieces. The email informed participants about the sources from which they could choose music (to distract or comfort themselves) during the experiment and mentioned the possibility of bringing their own recordings. Only one participant brought a recording of their own. The recruitment message also included a link to a survey platform, where participants provided demographic information and filled out personality questionnaires.

The experiment employed a 3 (Mood induction: *Interpersonal sadness*, *Non-interpersonal sadness*, *Neutral*)  $\times$  2 (Listening strategy: *Comfort* vs. *Distraction*) between-subjects design. Each participant was randomly assigned to one of six conditions so that 15 individuals were allocated to each of the conditions: *Interpersonal sadness* and *comfort*, *interpersonal sadness* and *distraction*, *Non-interpersonal sadness* and *comfort*, *non-interpersonal sadness* and *distraction*, *neutral* and *comfort*, *neutral* and *distraction*. All 90 individuals were tested separately in a listening booth where studio-quality headphones were provided for the listening tasks.

Upon arrival to the lab, participants were informed about their rights and the structure of the experiment (see Figure 1) before giving their written consent. Then, participants completed a mood questionnaire in order to record their baseline mood prior to the induction of *interpersonal sadness*, *non-interpersonal sadness*, or a *neutral* mood. A recorded instruction for a guided visualization was presented to each participant via headphones, representing one of the three recorded narratives (*interpersonal sadness*, *non-interpersonal sadness*, *neutral*). After the mood induction, participants filled out the mood questionnaire for a second time and the loneliness scale for the first time. Then, participants were allowed to listen to self-selected music for approximately 20 minutes from Spotify, the internet (e.g., YouTube), or a personal record. In order to create the two listening conditions, half of the participants were allowed to choose music that consoled them (*Comfort*) while the other half was instructed to listen to distracting music (*Distraction*; see appendix for the instructions). After music listening, participants filled out the mood questionnaire for the third time and the loneliness scale for the second time. Further, participants evaluated the average

familiarity, liking, happiness, and sadness of the chosen music on scales from 1 (*Not at all*) to 5 (*Extremely*).

The experiment ended with a self-selected joyful piece to ensure that participants were released in a good mood. The experimenter left the room for each task so that participants could fully immerse themselves in visualizing or listening.

## Materials

**Mood Induction.** The mood induction task was designed to create three conditions: *interpersonal sadness*, *non-interpersonal sadness*, and *neutral*. In order to induce sadness of comparable intensity in the two sadness conditions, we adopted the guided visualization technique developed by DeMarco et al. (2015). With this method, individuals are instructed to first relax and then imagine a scenario as vividly as possible in front of their mind's eye. *Interpersonal sadness* was elicited through a social loss, since this type of sadness is likely to promote the choice of expressively sad media in general (Oliver, 2008) and mood-congruent music in particular (Lee et al., 2013). Thus, participants in the *interpersonal sadness* condition were led to imagine themselves in a hospital room witnessing the death of their own father, following DeMarco and colleagues' study (2015). To distinguish the effect of the social loss from a general loss experience, *non-interpersonal sadness* was induced in a second group of participants. In order to induce *non-interpersonal sadness*, individuals were asked to visualize themselves awakening in a hospital bed to find that they had lost their eyesight and, with it, many of their most cherished aspirations for the future. To keep the situations as similar as possible, the presence and availability of family and friends for comfort and help was emphasized in this condition. Both texts can be found in the original study (DeMarco et al., 2015). In both of these types of situations, grief over a loved one as well as ill health of oneself, music has been found to be used for consolation (Hanser et al., 2016).

For the control condition, a new text was written by the first author since the original one described a scene with laundromats that are very seldomly used in Finland. Instead, grocery shopping in a typical supermarket was used in order to induce a neutral mood state (see Appendix). All texts were spoken and recorded by a native English speaker and presented to the participants via high-quality headphones. The recordings were between 3:16 min (*interpersonal sadness*) and 3:31 min (*neutral*) in duration.

**Musical Material.** The music was selected by the participants during the listening period since familiar musical pieces are more likely to act as social surrogates and usually elicit stronger mood states than pre-selected, unfamiliar ones (Kreutz et al., 2008). Sad participants in previous preference studies (DeMarco et al., 2015; Lee et al., 2013) had the choice between expressively sad and cheerful music.

This narrow choice considerably limits the ecological validity of the results (DeMarco et al., 2015) and does not take into account either the complexity of mood states evoked by nominally sad music (Eerola & Peltola, 2016; Weth et al., 2015) or differences between perceived and felt emotions (Kawakami et al., 2013). Thus, the participants in the current experiment were instructed to apply one of two different listening strategies: Comfort or Distraction. Participants in the comfort condition were asked to choose music that they would listen to when they are looking for comfort while individuals in the distraction condition got to select pieces that they would turn to when they are looking for a distraction away from negative thoughts or feelings (see appendix for exact wording). The advantage of contrasting listening strategies is that they focus on the regulating function of the music rather than the valence of the music which provides a higher ecological validity and also accounts for the complexity of music-induced emotional processes.

## Measures

**State Measures.** Standardized questionnaires were repeatedly utilized to capture the participants' momentary feeling of loneliness (DV 1) and track their mood state in terms of happiness (DV 2), nervousness (DV 3), and empathy (DV 4). The former was measured with the UCLA Loneliness Scale (ULS; Russell, 1996) while the above-mentioned aspects of the mood state were tracked with a modified version of the Brief Mood Introspection Scale (BMIS; Mayer & Gaschke, 1988), which is explained in more detail together with the other instrument in the following paragraphs.

The first one, the ULS, is a widely used psychometric instrument for the assessment of loneliness that consists of 20 items that were rated on a Likert scale from 1 (*not at all true*) to 5 (*extremely true*). In order to measure a state, the original scale was slightly modified by starting each item with "Right now I feel..." (e.g., "...isolated from others."). The same modification had been successfully applied in previous studies (e.g., Troisi & Gabriel, 2011). In order to estimate the reliability of the ULS, Cronbach's  $\alpha$  was computed (George & Mallery, 2002) and indicated an excellent reliability (Cronbach's  $\alpha = .93-.94$ ).

The second scale, the BMIS, was utilized in a slightly modified version to capture several precise aspects of mood states rather than the bipolar positive-negative spectrum. Additionally, this procedure allowed us to calculate a separate subscale for sadness that served as tool to check if the experimental manipulation of the mood (IV 1) was successful. Since it was not relevant for this study how calm, energetic, or angry participants felt, four items (*calm, energetic, fed up, grouchy*) of the original BMIS, a mood adjective scale with 16 items, were left out. In order to improve reliability (Moosbrugger, 2012), two adjectives (*anxious* and *empathic*) were added. Together with the 12 original

items they were rated on a scale from 1 (*definitely do not feel*) to 5 (*definitely feel*). Based on these 14 items, four subscales were calculated: sad, happy, anxious, and empathic. The ratings of four adjectives were averaged to compute a sad (*drowsy, gloomy, sad, tired*) and a happy subscale (*happy, active, lively, content*; DV 2) in analogy to previous studies (Gray et al., 2011; Niedenthal & Setterlund, 1994). On the basis of the methodology of Gray and colleagues (2011), three items were pooled for the nervous (*jittery, nervous, anxious*) and empathic (*loving, caring, empathic*) subscales (DVs 3 and 4). Correlational analyses showed that *anxious* correlated moderately (Cohen, 1988) with *jittery* ( $.33 < r < .45$ ) and highly with *nervous* ( $.42 < r < .70$ ) and *empathic* was highly correlated with *loving* ( $.44 < r < .63$ ) and *caring* ( $.44 < r < .56$ ) which corroborates the validity of the added items.

Cronbach's Alphas for the mood subscales ranged between .52 (sadness) and .84 (empathy). Eliminating two adjectives (*tired* and *drowsy*) that were meant to measure tiredness in the original MIS (Mayer et al., 1988), led to an acceptable reliability (Cronbach's  $\alpha$  of .69 to .78 for the sadness subscale consisting of the two items *sad* and *gloomy*). After this trimming, internal consistencies ranged between .67 (nervousness) and .84 (empathy).

**Trait Measures.** Interindividual differences in empathic abilities, the experience of loneliness, and belongingness needs were assessed with standardized instruments in order to statistically control for their influence on the momentary experience of empathy and loneliness. Empathy was assessed with the Interpersonal Reactivity Index (Davis, 1980). The IRI consists of 28 items that cover the emotional as well as cognitive aspects of empathy. The items were rated on a scale from 1 (*Does not describe me well*) to 5 (*Describes me very well*). The reliability (Cronbach's  $\alpha = .82$ ) of the IRI was good.

To take into account individuals' predispositions of the way people experience aloneness, trait loneliness was assessed with the Social and Emotional Loneliness Scale for Adults (SELSA-S; DiTommaso et al., 2004). The short version consists of 15 items, including 5 items per subscale (romantic, family and social loneliness). Participants rated their agreement with all statements on a Likert scale from 1 (*Disagree strongly*) to 5 (*Agree strongly*). The scale reached a good reliability (Cronbach's  $\alpha = .84$ ).

Belongingness needs were assessed, since a stronger need to belong is associated with a higher level of loneliness (Mellor et al., 2008). The Need to Belong Scale (NBS) consists of 10 items measuring the degree of respondents' desire to seek opportunities to belong to social groups, be accepted by other people, and negative reactions to rejection or ostracism (Leary et al., 2013). Informants evaluated how characteristic each statement was for them on a scale from 1 (*not at all*) to 5 (*extremely*). The NBS's reliability (Cronbach's  $\alpha = .84$ ) was good (George & Malley, 2002).

**Table 2.** Overview of BMIS subscales.

Mood subscale	Before mood induction	After mood induction/ Before music listening	After music listening
Sad	1.67 (0.08)	2.56 (0.12)	1.61 (0.08)
Happy	3.62 (0.07)	2.89 (0.08)	3.94 (0.08)
Anxious	2.16 (0.09)	2.19 (0.10)	1.45 (0.06)
Empathic	3.61 (0.07)	3.46 (0.09)	3.89 (0.07)

Note. Data are displayed as mean (standard error of mean).

**Analysis Method.** Statistical analyses were performed with R statistics (R Core Team, 2017) on the data from the questionnaires and the evaluation of the self-selected musical pieces. Before investigating group differences through mixed model ANCOVAs, the data were screened for outliers and the comparability of the conditions regarding initial mood state and loneliness was investigated via one-way ANOVAs.

## Results

### Manipulation Checks

**Mood Manipulation.** To test if the mood induction was effective, the sadness subscale of the BMIS was analyzed. An ANOVA with a 3 (mood: interpersonal sadness, non-interpersonal sadness, neutral)  $\times$  2 (trial: before and after mood induction) design revealed main effects of the mood induction ( $F(86, 2) = 8.82, p < .001, \eta^2 = .13$ ) and the trial ( $F(86, 1) = 79.6, p < .001, \eta^2 = .21$ ) on sadness (see Table 2). Overall, participants reported less sadness before ( $M = 1.70, SE = 0.09$ ) than after the mood induction ( $M = 2.54, SE = 0.12$ ). The post hoc comparison with paired t-tests with Bonferroni-corrected  $\alpha$ -levels indicated that participants in the neutral condition reported significantly less sadness ( $M = 1.68, SE = 0.08$ ) than those in the interpersonal ( $p = .003, M = 2.35, SE = 0.12$ ) and non-interpersonal sadness condition ( $p = .002, M = 2.34, SE = 0.11$ ; see also Table 3). Hence, in line with our first hypothesis the guided visualization method successfully induced sadness in participants in the interpersonal and non-interpersonal sadness conditions.

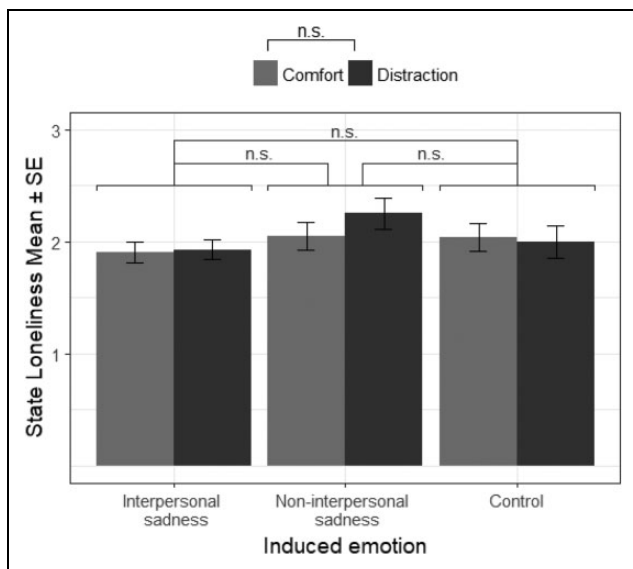
**Manipulation of the Listening Strategy.** To test if the current participants turned to rather sad, mood-congruent music for consolation (Lee et al., 2013) and prefer music expressing happiness for distraction (Randall & Rickard, 2017; Saarikallio & Erkkilä, 2007), the evaluations of the emotion expressed by the music (happiness and sadness ratings) were submitted to separate one-way ANOVAs with listening strategy (comfort vs. distraction) as the between-subjects variable. The analysis showed that comforting pieces were perceived as significantly less happy ( $M = 3.11, SE = 0.18$ ) than distracting ones ( $M = 3.73, SE = 0.15; F(84, 1) = 7.37, p < 0.01$ ). In accordance, comforting songs were considered sadder ( $M = 2.84, SE = 0.18$ ) than



**Table 3.** Overview of mood subscales.

Induced mood	Interpersonal sadness			Non-interpersonal sadness			Neutral		
	Before mood induction	After mood induction	After music listening	Before mood induction	After mood induction	After music listening	Before mood induction	After mood induction	After music listening
Trial									
Sadness	1.60 (0.08)	3.10 (0.09)	1.65 (0.07)	1.74 (0.08)	2.95 (0.11)	1.71 (0.09)	1.67 (0.08)	1.62 (0.07)	1.47 (0.08)
Happiness	3.68 (0.07)	2.67 (0.08)	3.86 (0.08)	3.66 (0.07)	2.81 (0.08)	4.06 (0.07)	3.53 (0.06)	3.21 (0.07)	3.90 (0.08)
Nervousness	1.98 (0.09)	2.17 (0.09)	1.26 (0.04)	2.25 (0.07)	2.51 (0.10)	1.56 (0.06)	2.25 (0.06)	1.91 (0.11)	1.55 (0.06)
Empathy	3.73 (0.08)	3.87 (0.07)	4.00 (0.06)	3.63 (0.06)	3.41 (0.09)	4.03 (0.07)	3.47 (0.08)	3.09 (0.10)	3.63 (0.07)

Note. Data are displayed as mean (standard error of mean).



**Figure 2.** Aggregated loneliness measure per experimental condition. Note. n.s. = not significant.

distracting ones ( $M = 2.11$ ,  $SE = 0.17$ ;  $F(83, 1) = 8.96$ ,  $p < 0.01$ ). Taken together, both evaluations support that, as hypothesized, the music chosen for comfort was judged to be sadder and less happy than the one selected for distraction. Additionally, the self-selected music was rated as highly familiar ( $M = 4.84$ ,  $SE = 0.04$ ) and liked ( $M = 4.95$ ,  $SE = 0.02$ ) in both conditions.

**Testing the Main Hypothesis: Effects of the Experimental Manipulations on State Loneliness.** To test the hypothesized effects of the independent variables induced mood (IV 1) and listening strategy (IV 2) on feelings of loneliness (DV 1) we performed a mixed model ANCOVA with a 3 (mood: interpersonal sadness, non-interpersonal sadness, neutral)  $\times$  2 (listening strategy: comfort, distraction)  $\times$  2 (trial: before vs. after music listening) design with the need to belong (NBS) and trait loneliness (SELSA-S) as covariates on the measurements of state loneliness (see “State Measures” section). This analysis revealed that neither the manipulation of the mood ( $p = .50$ ) nor the listening strategy ( $p = .53$ ) influenced loneliness ratings significantly (see Figure 2), which is contrary to our expectations

(hypotheses 3 and 4). However, a main effect of trial ( $F(1, 81) = 36.4$ ,  $p < .001$ ,  $\eta^2 = .08$ ) on loneliness was found, which means that music listening had a general significant impact on the loneliness reports (see Table 4). Irrespective of the experimental manipulations, participants reported more loneliness before ( $M = 2.22$ ,  $SE = 0.08$ ) than after music listening ( $M = 1.92$ ,  $SE = 0.06$ ; see Figure 3).

**Effects of the Listening Strategies on Mood.** To investigate the influence of the musical engagement on the listeners’ mood state (hypothesis 4), the ratings of the happiness (DV 2) and nervousness subscales (DV 3) of the BMIS were submitted to separate ANOVAs with a 2 (strategy: comfort, distraction)  $\times$  2 (trial: before music listening, after music listening) design. Contrary to our expectations, the first analysis did not result in a main effect of the listening strategy (IV 2) on happiness ratings. Thus hypothesis 4 is not supported by the evidence. However, the statistical calculations revealed a main effect of trial ( $F(86, 1) = 152.4$ ,  $p < .001$ ,  $\eta^2 = .35$ ) on happiness. Participants reported significantly more happiness after listening to music ( $M = 3.94$ ,  $SE = 0.08$ ) than before ( $M = 2.89$ ,  $SE = 0.08$ ; see Table 2 and Figure 4).

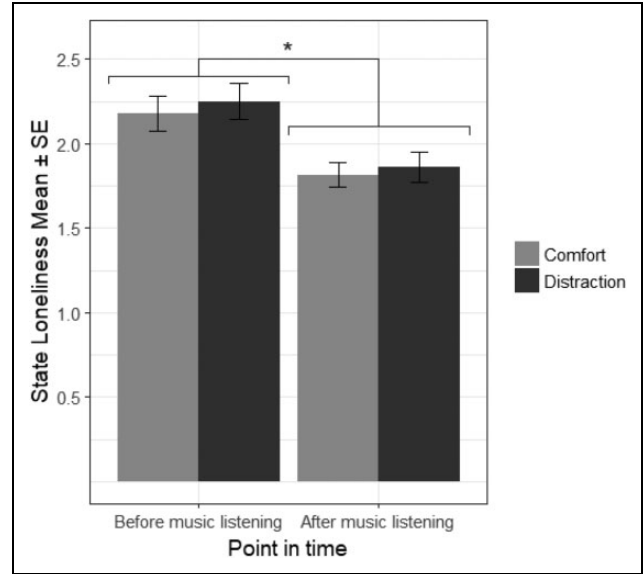
The analysis of the nervousness subscale (DV 3) showed a main effect of trial ( $F(86, 1) = 67.9$ ,  $p < .001$ ,  $\eta^2 = .19$ ), which means that participants were less anxious after music listening ( $M = 1.45$ ,  $SE = 0.06$ ) than before the listening experience ( $M = 2.19$ ,  $SE = 0.10$ ; see Table 2). Thus, participants were not only happier but also more relaxed after music listening.

**Effects of the Experimental Manipulations on State Empathy.** The effect of the experimental manipulations (IVs 1 and 2) on state empathy (DV 4) as measured with the respective subscale of the BMIS was analyzed with an ANCOVA with a 3 (mood: interpersonal sadness, non-interpersonal sadness, neutral)  $\times$  2 (strategy: comfort, distraction)  $\times$  3 (trial: before the mood induction, after mood induction, after music listening) design with trait empathy (IRI) entered as covariate in order to control for pre-existing interpersonal differences. The analysis revealed a main effect of trial ( $F(160, 2) = 19.8$ ,  $p < .001$ ,  $\eta^2 = .06$ ) on empathy. Post hoc comparisons using paired t-tests with Bonferroni-corrected  $\alpha$ -levels showed that participants reported more

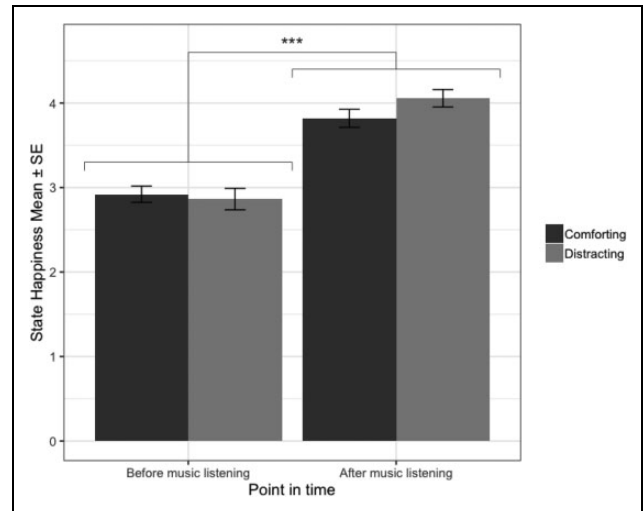
**Table 4.** Overview of loneliness.

Emotion	Interpersonal sadness				Non-interpersonal sadness				Neutral			
	Comfort		Distraction		Comfort		Distraction		Comfort		Distraction	
Strategy	Before	After	Before	After	Before	After	Before	After	Before	After	Before	After
Before/After music listening (Trial)												
Loneliness	2.06 (0.15)	1.88 (0.10)	2.12 (0.11)	1.73 (0.13)	2.32 (0.20)	1.88 (0.12)	2.50 (0.21)	2.15 (0.21)	2.21 (0.19)	1.94 (0.16)	2.13 (0.23)	1.97 (0.19)

Note. Data are displayed as mean (standard error of mean).

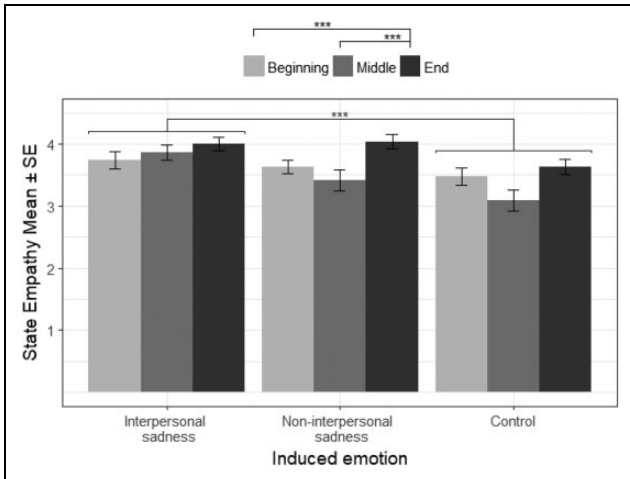


**Figure 3.** State loneliness per listening strategy (comfort, distraction) before and after music listening. Note. \*  $p \leq 0.05$ .



**Figure 4.** Mean state happiness per condition. Note. \*\*\* =  $p \leq 0.001$ .

empathy after engaging with personal comforting or distracting pieces than before music listening ( $p < .001$ ) or before the mood induction ( $p < .001$ , see Table 2). State empathy reports before and after the mood induction procedure did not differ significantly ( $p = .23$ ). More precisely, the significant interaction between trial and mood ( $F(160, 4) = 3.41, p < .05, \eta^2 = .02$ ) signifies that empathic feelings were reduced by the induction of a neutral or non-interpersonally sad affective state before reaching its maximum after music listening (see Table 3) while they raised over time in the interpersonal sadness condition. This effect suggests that imagining a personal loss may not only induce sadness but also heighten empathy, while empathic feelings seem to be lower when experiencing



**Figure 5.** Mean state empathy per condition. Note. \*\*\* =  $p \leq 0.001$ .

non-interpersonal sadness or being in a neutral mood (see Figure 5).

## Discussion

The main aim of the study was to test experimentally whether private engagement with comforting music could provide interpersonally sad individuals a sense of companionship similar to an empathic friend, a capacity assigned to mood-congruent, nominally sad music by previous research. Additionally, we expected participants to be in a better mood after listening to distracting compared to comforting pieces. Therefore, individuals experienced sadness through an approved guided imagery technique prior to listening to self-selected comforting or distracting pieces. The results indicate a significant decrease in loneliness after private engagement with self-selected music irrespective of the listener's mood (interpersonally sad, non-interpersonally sad, or neutral) or the applied listening strategy (comfort or distraction). Further, statistical analyses revealed a relevant increase in the listener's mood state and empathy after listening to comforting or distracting musical pieces. Since the experimental manipulations did not cause measurable differences between the six experimental conditions in terms of loneliness, empathy, or mood, most of the hypotheses need to be rejected. However, music listening in general seemed to affect momentary loneliness and empathy in the predicted way; participants reported feeling less lonely and more empathic after listening to self-selected music than before regardless of their mood and the listening strategy applied. Contrary to our expectations (hypothesis 4), the two listening strategies did not influence the participants' mood differently. However, listeners seemed happier and more relaxed after engaging with either comforting or distracting musical pieces. We interpret these findings to suggest that private music listening in general may lift the spirit and provide a sense of

company, irrespective of the listener's mood or the involvement of comfort or distraction as an affect regulation mechanism. The results are discussed in more detail below.

## Music Listening Seems to Alleviate Loneliness

Overall, participants reported feeling less lonely after listening to their personal music, irrespective of their prevailing mood state (sad or neutral) or the applied mood repair strategy (distraction or comfort). That is, sad participants who attended to comforting music reported a similar level of loneliness as participants who were in a neutral mood or listened to distracting pieces. Since there was no significant interaction of induced mood and listening strategy on state loneliness, the result is not in line with most of our hypotheses. However, this result supports the idea that music listening can reduce feelings of loneliness regardless of the type of sadness that an individual experiences or even if listeners are in a neutral mood. Further, distracting music seems to be able to reduce feelings of loneliness equally well as comforting music. It is conceivable that the loneliness reports were influenced by the mood enhancement accompanying the music listening. However, it is not very likely that mood improvement accounts for the whole effect of music listening on loneliness. Therefore, other mechanisms need to be considered. A heightened sense of connection derived from private musical engagement, for instance, could have also caused lower loneliness reports.

If both musical mood-repair strategies provided listeners with a similar sense of connection, that would be at odds with Lee and colleagues' (2013) mood-congruency hypothesis. One possible explanation for the diverging finding lies in the methodological differences between the current study and that of Lee and colleagues (2013). In experiment three of Lee et al.'s study (2013), people expressed their musical preference based on 10 contrived song titles, while participants of the current experiment had a whole library of familiar music at their disposition. The claim that interpersonal distress is especially likely to promote the choice of mood-congruent music was already questioned by a replication study where participants could freely name a song they would like to listen to and interpersonal sadness was "only" found to eliminate a baseline preference for expressively positive music instead of encouraging the choice of sad songs (DeMarco et al., 2015). Hence, the assumed promotion of mood-congruent music through interpersonal sadness is not observable any more when people have a broad choice of familiar music. Furthermore, participants in the original study (Lee et al., 2013) had only dichotomous choices; in the first experiment, they had to choose between a cheerful and a sad song and a funny and an empathic friend respectively and experiment three only provided the choice between devised sad and cheerful songs. So, people may prefer an empathic over a funny friend and sad over cheerful songs after a social loss, but they would choose something different if they had more

options. To summarize, if people were given more choices and the ecological validity was improved, the mood-congruency hypothesis does not seem to hold true any more. Instead, the current results seem more in line with Zillmann's (1988) mood management theory, according to which individuals choose media that help them reduce negative moods or heighten positive moods. It is conceivable that this theory's hedonic principle of media choice overrides compliance to experimental instructions, and music selection was guided first and foremost by the wish to reduce the unpleasant mood. Nevertheless, the findings presented here suggest that listening to personal music either selected for comfort or distraction can alleviate loneliness, i.e. offers listeners a sense of connection. This interpretation is in line with findings demonstrating that music listening is commonly used as means to get company or cope with loneliness (Derrick et al., 2009; Groarke & Hogan, 2018; Juslin et al., 2008; Lippman & Greenwood, 2012; Mitchell et al., 2007; Saarikallio et al., 2019) and it is compatible with the recent discovery that personal music listening is used as temporary substitute for social interaction alongside other media (Schäfer & Eerola, 2020). In addition, the beneficial effect of musical engagement on loneliness supports the proposal that music listening in general can convey the sense of presence of another person (Cochrane, 2010; Elvers, 2016; Leman, 2007; Levinson, 2006; Overy & Molnar-Szakacs, 2009; Wallmark et al., 2018). Empirical support for those accounts of social music cognition often emphasizes the role of empathic abilities in the perception of agency in the musical signal (Egermann & McAdams, 2013; Miu & Baltes, 2012; Wallmark et al., 2018). Hence, connecting with an imagined person through music might be related to empathic processes.

### *Musical Empathy*

Feelings of connectedness and intimacy with a virtual social agent have been posited to serve as the basis for emotions involved in empathizing with a performer, composer, or musical persona more generally (Clarke et al., 2015; Leman, 2007; Levinson, 2006; Scherer & Zentner, 2001). In the current experiment, participants' empathic feelings were enhanced by self-selected music and by imagining the death of one's parent. The latter validates the experimental manipulation; since empathic processes were engendered by visualizing an interpersonal loss compared to a non-personal loss or a neutral scene the imagination of an interpersonal loss is very likely to cause interpersonal sadness. The former finding appears to support the notion of music as a social surrogate for a close other and supports the notion that even solitary listening can engender social processes as empathy is an inherently social emotion (Aucouturier & Canonne, 2017; Wallmark et al., 2018). Alternatively, it is conceivable that empathy was evoked by memories of beloved individuals since music often triggers nostalgic reminiscence (Garrido & Davidson, 2019) that frequently revives

recollections of close others (Wildschut et al., 2006). Either way, private musical engagement seems to be capable of enabling empathy systems which is in line with neuroscientific evidence (Miu & Baltes, 2012; Overy & Molnar-Szakacs, 2009; Wallmark et al., 2018). By recruiting those systems, music may train listeners' empathic abilities (Greenberg et al., 2015), which would make it a valuable resource for individuals struggling with empathic skills (Leman, 2007). Taken together, the heightened level of empathy after the listening experience supports the notion of music as a social stimulus, it appears to corroborate that listeners perceive some sort of personal entity while attending to self-selected music, and it suggests that solitary musical engagement can induce a sense of interpersonal connection.

### *Mood-repair Through Comforting as Well as Distracting Music*

The assessment of momentary happiness and nervousness performed before and after the mood induction as well as after the listening phase showed that participants reported higher levels of happiness and more relaxation after listening to self-selected music than before. Since the influence of the two listening strategies on mood was indistinguishable, this finding provides more support for mood management theory (Zillmann, 1988) than our predictions (hypothesis 4). The tendency to select pieces that reduced a negative or induced a positive mood might have attenuated the effect of the instructed selection strategy. However, the findings suggest that people's mood can be improved and nervousness reduced through private engagement with both distracting as well as comforting music. This is suggestive of a more general relaxing effect of solitary music listening that is well-documented (Baltazar & Saarikallio, 2017; Saarikallio et al., 2019; Thayer et al., 1994; Yoon et al., 2020). Additionally, the result supports the idea that listening to personal comforting or distracting musical pieces constitutes an effective way to repair one's mood. While distraction is known as one of the most effective strategies for mood repair (Augustine & Hemenover, 2009; Salovey et al., 1999), this finding may seem at odds with the choice of musical pieces with a sadder expression in the comfort condition. However, it has been shown that the engagement with sad excerpts can make listeners feel better (Eerola & Peltola, 2016; Eerola et al., 2016; Larwood & Dingle, 2018; Yoon et al., 2020) and that the mood enhancement might stem from the high aesthetic value of the selected sad music (Garrido & Schubert, 2011b; van den Tol & Edwards, 2014). Thus, choosing music with a sad expression is compatible with mood improvement, supporting the notion that listening to music can support mood repair.

### **Limitations**

The whole study was conducted in English as the majority of local higher-educated people have a very good command of that language. However, native English speakers formed

only a minority of the sample and it is possible that some answers might have been unintentionally altered due to differences in the understanding of the English language. Furthermore, the instructions for the comfort condition pose a slight risk of demand characteristics since participants were asked to self-select pieces that felt like an understanding friend. However, it is unlikely that this wording revealed the hypothesis to the majority of the participants.

Additionally, the length of the listening phase (20 minutes) might have concealed differences that possibly occurred at the beginning of the engagement with comforting or distracting music. This could be clarified by shortening the listening time or monitoring the relevant outcome measures continuously or earlier in the listening phase. We are further aware of the fact that the assumption of reducing loneliness through private engagement with self-selected music requires further empirical validation since the current study did not include a control condition without music.

Moreover, experimental manipulations always put certain limits to the external validity of a study and a listening booth is not the most naturalistic setting for engaging with comforting music. However, we did our best to maximize the ecological validity of the experiment by allowing participants to choose familiar pieces from their private music library and leaving them alone in the room during the listening phases. Since participants had the options to hear their music via a streaming service, a saved audio file, or YouTube, we cannot rule out that the results are influenced by the videos that accompany most musical pieces on YouTube. The effect of visual content on music listening is not well-known and should be respected more in future research (Wilson, 2018).

## Conclusions

To summarize, private engagement with both distracting and comforting music seemed to effectively improve listeners' mood, trigger empathic processes, and reduce feelings of loneliness, which supports the notion that both music production and perception engender social cognition. The beneficial effect of musical engagement on participants' perceived social isolation is in line with the idea of music as a social surrogate. Hence, it is conceivable that listeners reported less loneliness due to a heightened sense of connection provided by the music which would corroborate the experience of music as a friend. Future research still needs to identify the psychological functions of this kind of "musical friend" in a more detailed fashion. However, the present results constitute a good basis for further investigations of social music cognition.

## Acknowledgements

We thank Anna Czepiel, Emma Allingham, and Johanna Wilson for their invaluable support in the data collection, Lara Pearson for recording the texts for the mood induction and Elsa Campbell for improving the language.

## Contributorship

All authors conceived of the experiment. KS was responsible for the data collection. KS and TE analysed the data. All authors contributed to the interpretation of the data. KS wrote the first draft of the article. All authors revised and edited the manuscript and approved the version that was submitted for publication.


## Declaration of conflicting interests

The author(s) declared no potential conflicts of interest with respect to the research, authorship, and/or publication of this article.

## Funding

The author(s) disclosed receipt of the following financial support for the research, authorship, and/or publication of this article: This research was financially supported by a personal grant for the first author from the Ella and Georg Ehrnrooth Foundation.

## ORCID iD

Katharina Schäfer  <https://orcid.org/0000-0002-6086-7904>

## Action editor

Alexandra Lamont, Keele University, Department of Psychology.

## Peer review

Dawn Rose, Lucerne University of Applied Sciences and Arts, School of Music.

One anonymous reviewer.

## References

- Aucouturier, J. J., & Canonne, C. (2017). Musical friends and foes: The social cognition of affiliation and control in improvised interactions. *Cognition*, *161*, 94–108.
- Augustine, A. A., & Hemenover, S. H. (2009). On the relative effectiveness of affect regulation strategies: A meta-analysis. *Cognition and Emotion*, *23*(6), 1181–1220.
- Baltazar, M., & Saarikallio, S. (2017). Strategies and mechanisms in musical affect self-regulation: A new model. *Musicae Scientiae*, *23*(2), 177–195.
- Barrett, F. S., Grimm, K. J., Robins, R. W., Wildschut, T., Sedikides, C., & Janata, P. (2010). Music-evoked nostalgia: Affect, memory, and personality. *Emotion*, *10*(3), 390–403.
- Baumeister, R. F., & Leary, M. R. (1995). The need to belong: Desire for interpersonal attachments as a fundamental human emotion. *Psychological Bulletin*, *117*(3), 497–529.
- Cacioppo, S., Grippo, A. J., London, S., Goossens, L., & Cacioppo, J. T. (2015). Loneliness: Clinical import and interventions. *Perspectives on Psychological Science*, *10*(2), 238–249.
- Chen, L., Zhou, S., & Bryant, J. (2007). Temporal changes in mood repair through music consumption: Effects of mood, mood salience, and individual differences. *Media Psychology*, *9*(3), 695–713.

- Clarke, E., DeNora, T., & Vuoskoski, J. K. (2015). Music, empathy and cultural understanding. *Physics of Life Reviews*, *15*, 61–88.
- Cochrane, T. (2010). A simulation theory of musical expressivity. *Australasian Journal of Philosophy*, *88*(2), 191–207.
- Cohen, J. (1988). *Statistical power analysis for the behavioral sciences* (2nd ed.). Erlbaum.
- Davis, M. H. (1980). A multidimensional approach to individual differences in empathy. *JSAS Catalog of Selected Documents in Psychology*, *10*, 85.
- DeMarco, T. C., Taylor, C. L., & Friedman, R. S. (2015). Reinvestigating the effect of interpersonal sadness on mood-congruency in music preference. *Psychology of Aesthetics, Creativity, and the Arts*, *9*(1), 81–90.
- Derrick, J. L., Gabriel, S., & Hugenberg, K. (2009). Social surrogacy: How favored television programs provide the experience of belonging. *Journal of Experimental Social Psychology*, *45*(2), 352–362.
- DiTommaso, E., Brannen, C., & Best, L. A. (2004). Measurement and validity characteristics of the short version of the social and emotional loneliness scale for adults. *Educational and Psychological Measurement*, *64*(1), 99–119.
- Eerola, T., & Peltola, H. R. (2016). Memorable experiences with sad music—reasons, reactions and mechanisms of three types of experiences. *PLoS One*, *11*(6), e0157444.
- Eerola, T., Vuoskoski, J. K., & Kautiainen, H. (2016). Being moved by unfamiliar sad music is associated with high empathy. *Frontiers in Psychology*, *7*, 1–12.
- Egermann, H., & McAdams, S. (2013). Empathy and emotional contagion as a link between recognized and felt emotions in music listening. *Music Perception: An Interdisciplinary Journal*, *31*(2), 139–156.
- Elvers, P. (2016). Songs for the ego: Theorizing musical self-enhancement. *Frontiers in Psychology*, *7*, 1–11.
- Erber, R., Wegner, D. M., & Theriault, N. (1996). On being cool and collected: Mood regulation in anticipation of social interaction. *Journal of Personality and Social Psychology*, *70*, 757–766.
- Fisher, H. E., Aron, A., & Brown, L. L. (2006). Romantic love: A mammalian brain system for mate choice. *Philosophical Transactions of the Royal Society B: Biological Sciences*, *361*, 2173–2186.
- Garrido, S., & Davidson, J. W. (2019). *Music, nostalgia and memory historical and psychological perspectives* (A. Hoskins & J. Sutton, Eds.). Palgrave Macmillan.
- Garrido, S., & Schubert, E. (2011a). Individual differences in the enjoyment of negative emotion in music: A literature review and experiment. *Music Perception: An Interdisciplinary Journal*, *28*(3), 279–296.
- Garrido, S., & Schubert, E. (2011b). Negative emotion in music: What is the attraction? A qualitative study. *Empirical Musicology Review*, *6*(4), 214–230.
- Garrido, S., & Schubert, E. (2013a). Adaptive and maladaptive attraction to negative emotions in music. *Musicae Scientiae*, *17*(2), 147–166.
- Garrido, S., & Schubert, E. (2013b). Moody melodies: Do they cheer us up? A study of the effect of sad music on mood. *Psychology of Music*, *43*(2), 244–261.
- George, D., & Mallery, P. (2002). *SPSS for Windows step by step: A simple guide and reference* (4th ed). Boston: Allyn & Bacon.
- Gray, H. M., Ishii, K., & Ambady, N. (2011). Misery loves company: When sadness increases the desire for social connectedness. *Personality and Social Psychology Bulletin*, *37*(11), 1438–1448.
- Greenberg, D. M., Rentfrow, P. J., & Baron-Cohen, S. (2015). Can music increase empathy? Interpreting musical experience through the empathizing–systemizing (E-S) theory: Implications for Autism. *Empirical Musicology Review*, *10*(1–2), 80.
- Groarke, J. M., & Hogan, M. J. (2018). Development and psychometric evaluation of the adaptive functions of music listening scale. *Frontiers in Psychology*, *9*, Article 516.
- Hanser, W. E., Ter Bogt, T. F. M., Van Den Tol, A. J. M., Mark, R. E., & Vingerhoets, A. J. J. M. (2016). Consolation through music: A survey study. *Musicae Scientiae*, *20*(1), 122–137.
- Hill, C. A. (1991). Seeking emotional support: The influence of affiliative need and partner warmth. *Journal of Personality and Social Psychology*, *60*(1), 112–121.
- Hunter, P. G., Schellenberg, E. G., & Griffith, A. T. (2011). Misery loves company: Mood-congruent emotional responding to music. *Emotion*, *11*(5), 1068–1072.
- Hutchinson, S. L., Baldwin, C. K., & Oh, S.-S. (2006). Adolescent coping: Exploring adolescents' leisure-based responses to stress. *Leisure Sciences*, *28*, 115–131.
- Juslin, P. N., Liljeström, S., Västfjäll, D., Barradas, G., & Silva, A. (2008). An experience sampling study of emotional reactions to music: Listener, music, and situation. *Emotion*, *8*(5), 668–683.
- Kawakami, A., Furukawa, K., Katahira, K., & Okanoya, K. (2013). Sad music induces pleasant emotion. *Frontiers in Psychology*, *4*(311), 1–15.
- Keller, M. C., & Nesse, R. M. (2006). The evolutionary significance of depressive symptoms: Different adverse situations lead to different depressive symptom patterns. *Journal of Personality and Social Psychology*, *91*(2), 316–330.
- Knobloch, S., & Zillmann, D. (2002). Mood management via the digital jukebox. *Journal of Communication*, *52*(2), 351–366.
- Kreutz, G., Ott, U., Teichmann, D., Osawa, P., & Vaitl, D. (2008). Using music to induce emotions: Influences of musical preference and absorption. *Psychology of Music*, *36*, 101–126.
- Larwood, J., & Dingle, G. (2018). *I get knocked down but I get up again: The effects of listening to music when sad in young adults* [PsyArXiv Preprints]. <https://psyarxiv.com/hkqcs/>.
- Leary, M. R., Kelly, K. M., Cottrell, C. A., & Schreindorfer, L. S. (2013). Construct validity of the need to belong scale: Mapping the nomological network. *Journal of Personality Assessment*, *95*(6), 610–624.
- Lee, C. J., Andrade, E. B., & Palmer, S. E. (2013). Interpersonal relationships and preferences for mood-congruency in

- aesthetic experiences. *Journal of Consumer Research*, 40(2), 382–391.
- Leman, M. (2007). *Embodied music cognition and mediation technology*. IT Press.
- Levinson, J. (2006). Musical expressiveness as hearability-as-expression. In M. Kieran (Ed.), *Contemporary debates in aesthetics and the philosophy of art* (pp. 192–206). Blackwell.
- Lippman, J. R., & Greenwood, D. N. (2012). A song to remember: Emerging adults recall memorable music. *Journal of Adolescent Research*, 27(6), 751–774.
- Mayer, J. D., & Gaschke, Y. N. (1988). The experience and meta-experience of mood. *Journal of Personality and Social Psychology*, 55(1), 102–111.
- Mayer, J. D., Mamborg, M. H., & Volanth, A. J. (1988). Cognitive domains of the mood system. *Journal of Personality*, 56(3), 453–486.
- Mellor, D., Stokes, M., Firth, L., Hayashi, Y., & Cummins, R. (2008). Need for belonging, relationship satisfaction, loneliness, and life satisfaction. *Personality and Individual Differences*, 45(3), 213–218.
- Miranda, D., & Claes, M. (2009). Music listening, coping, peer affiliation and depression in adolescence. *Psychology of Music*, 37, 215–233.
- Mitchell, L. A., MacDonald, R. A. R., Knussen, C., & Serpell, M. G. (2007). A survey investigation of the effects of music listening on chronic pain. *Psychology of Music*, 35(1), 37–57.
- Miu, A. C., & Balteş, F. R. (2012). Empathy manipulation impacts music-induced emotions: A psychophysiological study on opera. *PLoS One*, 7(1), e30618.
- Moosbrugger, H. (2012). Klassische Testtheorie (KTT) [Theory of mental tests]. In H. Moosbrugger & A. Kelava (Eds.), *Testtheorie und Fragebogenkonstruktion [Theory of mental tests and survey creation]* (pp. 103–117). Springer.
- Niedenthal, P. M., & Setterlund, M. B. (1994). Emotion congruence in perception. *Personality and Social Psychology Bulletin*, 20(4), 401–411.
- Oliver, M. (2008). Tender affective states as predictors of entertainment preference. *Journal of Communication*, 58(1), 40–61.
- Overy, K., & Molnar-Szakacs, I. (2009). Being together in time: Musical experience and the mirror neuron system. *Music Perception*, 26(5), 489–504.
- Peltola, H.-R. (2017). Sharing experienced sadness: Negotiating meanings of self-defined sad music within a group interview session. *Psychology of Music*, 45(1), 82–98.
- Peltola, H.-R., & Eerola, T. (2016). Fifty shades of blue: Classification of music-evoked sadness. *Musicae Scientiae*, 20(1), 84–102.
- R Core Team. (2017). *R: A language and environment for statistical computing*. R Foundation for Statistical Computing.
- Randall, W. M., & Rickard, N. S. (2017). Reasons for personal music listening: A mobile experience sampling study of emotional outcomes. *Psychology of Music*, 45(4), 479–495.
- Rimé, B. (2009). Emotion elicits the social sharing of emotion: Theory and empirical review. *Emotion Review*, 1(1), 60–85.
- Russell, D. W. (1996). UCLA Loneliness scale (Version 3): Reliability, validity, and factor structure. *Journal of Personality Assessment*, 66(1), 20–40.
- Saarikallio, S. H., & Erkkilä, J. (2007). The role of music in adolescents' mood regulation. *Psychology of Music*, 35(1), 88–109.
- Saarikallio, S. H., Maksimainen, J. P., & Randall, W. M. (2019). Relaxed and connected: Insights into the emotional-motivational constituents of musical pleasure. *Psychology of Music*, 47(5), 644–662.
- Salovey, P., Bedell, B. T., Detweiler, J. B., & Mayer, J. D. (1999). Coping intelligently: Emotional intelligence and the coping process. In C. R. Snyder (Ed.), *Coping: The psychology of what works* (pp. 141–165). Oxford University Press.
- Salters-Pedneault, K., Tull, M. T., & Roemer, L. (2004). The role of avoidance of emotional material in the anxiety disorders. *Applied & Preventive Psychology*, 11(2), 95–114.
- Schäfer, K., & Eerola, T. (2020). How listening to music and engagement with other media provide a sense of belonging: An exploratory study of social surrogacy. *Psychology of Music*, 48(2), 232–251.
- Schellenberg, E. G., Peretz, I., & Vieillard, S. (2008). Liking for happy- and sad-sounding music: Effects of exposure. *Cognition & Emotion*, 22(2), 218–237.
- Scherer, K. R., & Zentner, M. R. (2001). Emotional effects of music: Production rules. In P. N. Juslin & J. A. Sloboda (Eds.), *Music and emotion: Theory and research* (pp. 361–392). Oxford University Press.
- Skånland, M. S. (2013). Everyday music listening and affect regulation: The role of MP3 players. *International Journal of Qualitative Studies on Health and Well-Being*, 8, 1–10.
- Stewart, J., Garrido, S., Hense, C., & McKerran, K. (2019). Music use for mood regulation: Self-awareness and conscious listening choices in young people with tendencies to depression. *Frontiers in Psychology*, 10, 1199.
- Tahlier, M., Miron, A. M., & Rauscher, F. H. (2012). Music choice as a sadness regulation strategy for resolved versus unresolved sad events. *Psychology of Music*, 41(6), 729–748.
- Taruffi, L., & Koelsch, S. (2014). The paradox of music-evoked sadness: An online survey. *PLoS One*, 9(10), e110490.
- Taruffi, L., Pehrs, C., Skouras, S., & Koelsch, S. (2017). Effects of sad and happy music on mind-wandering and the default mode network. *Scientific Reports*, 7(1), 1–10.
- Taylor, C. L., & Friedman, R. S. (2014). Sad mood and music choice: Does the self-relevance of the mood-eliciting stimulus moderate song preference? *Media Psychology*, 18(1), 24–50.
- Thayer, R. E., Newman, J. R., & McClain, T. M. (1994). Self-regulation of mood: Strategies for changing a bad mood, raising energy, and reducing tension. *Journal of Personality and Social Psychology*, 67(5), 910–925.
- Thoma, M. V., Ryf, S., Mohiyeddini, C., Ehlert, U., & Nater, U. M. (2012). Emotion regulation through listening to music in everyday situations. *Cognition & Emotion*, 26(3), 550–560.

- Thomson, C. J., Reece, J. E., & di Benedetto, M. (2014). The relationship between music-related mood regulation and psychopathology in young people. *Musicae Scientiae, 18*(2), 150–165.
- Troisi, J. D., & Gabriel, S. (2011). Chicken soup really is good for the soul: “Comfort food” fulfills the need to belong. *Psychological Science, 22*(6), 747–753.
- Van den Tol, A. J. M. (2012). A self-regulatory perspective on people’s decision to engage in listening to self-selected sad music when feeling sad. (Doctoral Dissertation, University of Limerick, Limerick, Ireland). University of Limerick Institutional Repository.
- Van den Tol, A. J. M., & Edwards, J. (2011). Exploring a rationale for choosing to listen to sad music when feeling sad. *Psychology of Music, 41*(4), 440–465.
- Van den Tol, A. J. M., & Edwards, J. (2014). Listening to sad music in adverse situations: How music selection strategies relate to self-regulatory goals, listening effects, and mood enhancement. *Psychology of Music, 43*(4), 473–494.
- Van den Tol, A. J. M., Edwards, J., & Heflick, N. (2016). Sad music as means for acceptance-based coping. *Musicae Scientiae, 20*(1), 68–83.
- Van Goethem, A., & Sloboda, J. (2011). The functions of music for affect regulation. *Musicae Scientiae, 15*(2), 208–228.
- Vuoskoski, J. K. (2012). *Emotions represented and induced by music – the role of individual differences*. University of Jyväskylä.
- Vuoskoski, J. K. (2015). Music, empathy, and affiliation: Commentary on Greenberg, Rentfrow, and Baron-Cohen. *Empirical Musicology Review, 10*(1), 99–103.
- Vuoskoski, J. K., & Eerola, T. (2012). Can sad music really make you sad? Indirect measures of affective states induced by music and autobiographical memories. *Psychology of Aesthetics, Creativity, and the Arts, 6*(3), 204–213.
- Vuoskoski, J. K., & Eerola, T. (2017). The pleasure evoked by sad music is mediated by feelings of being moved. *Frontier in Psychology, 8*(439), 1–11.
- Vuoskoski, J. K., Thompson, W. F., & McIlwain, D. (2012). Who enjoys listening to sad music and why? *Music Perception, 29*(3), 311–317.
- Wallmark, Z., Deblieck, C., & Iacoboni, M. (2018). Neurophysiological effects of trait empathy in music listening. *Frontiers in Behavioral Neuroscience, 12*, 1–19.
- Watt, R. J., & Ash, R. L. (1998). A psychological investigation of meaning in music. *Musicae Scientiae, 2*(1), 33–53.
- Weth, K., Raab, M. H., & Carbon, C.-C. (2015). Investigating emotional responses to self-selected sad music via self-report and automated facial analysis. *Musicae Scientiae, 19*(4), 412–432.
- Wildschut, T., Sedikides, C., Arndt, J., & Routledge, C. (2006). Nostalgia: Content, triggers, functions. *Journal of Personality and Social Psychology, 91*(5), 975–993.
- Wildschut, T., Sedikides, C., Routledge, C., Arndt, J., & Cordaro, F. (2010). Nostalgia as a repository of social connectedness: The role of attachment-related avoidance. *Journal of Personality and Social Psychology, 98*(4), 573–586.
- Wilson, J. N. (2018). *Young people’s emotional engagement with music videos: An exploratory study*. University of Jyväskylä.
- Xue, C., Li, T., Yin, S., Zhu, X., & Tan, Y. (2018). The influence of induced mood on music preference. *Cognitive Processing, 19*(4), 517–525.
- Yoon, S., Verona, E., Schlauch, R., Schneider, S., & Rottenberg, J. (2020). Why do depressed people prefer sad music? *Emotion, 20*(4), 613–624.
- Zentner, M., Grandjean, D., & Scherer, K. R. (2008). Emotions evoked by the sound of music: Characterization, classification, and measurement. *Emotion, 8*(4), 494–521.
- Zhou, X., Sedikides, C., Wildschut, T., & Gao, D. (2008). Counteracting loneliness: On the restorative function of nostalgia. *Psychological Science, 19*(10), 1023–1029.
- Zillmann, D. (1988). Mood management through communication choices. *American Behavioral Scientist, 31*(3), 327–340.

## Appendix

### Text for the Neutral Emotion Induction

Imagine you are in a supermarket because you have to shop groceries. Although grocery shopping is not your favorite pastime and you find it a little boring, you have also always found it to be a little relaxing. At the entrance of the market you take a shopping basket and sort out your shopping list. You start with the section of fresh fruits and vegetables. You choose some fruits that you like and put them in a small bag. Then you place the bag on the scale and push the button. The printer makes some mechanical noise and returns the price tag that you stick on the bag. You choose and scale a few other vegetables and place them in your shopping basket. Then, you proceed to the other aisles where you select a few other items. The basket gets heavier as you collect more products. After about 20 minutes you have all the items that you need. You proceed to the cashier’s desk. When you arrive at the cash desk area you notice queues on every desk. You choose the one that is closest to you and wait for the other customers to pay. While waiting your mind starts wandering and the beeping of the pay desks fades to the background. You think about the rest of the day and what you are going to eat in the evening. After about 5 minutes it is your turn and you bring back your attention to the present moment. You place all the items from your shopping basket on the belt and put the sign for the next customer behind your products. When the cashier has finished with the previous client, she starts scanning your items. You hear the beeps from all the pay desks while you start placing your items in bags. When the cashier tells you the price, you move towards her and enter your bank card into the pay terminal. After you typed in your PIN code you wait a short moment for the confirmation of the transaction. Then, you take your card back and store it in your



wallet. You take your shopping bags with your groceries and leave the shop.

### ***Instructions for Music Listening***

***General Instructions (Beginning).*** Now, you have the opportunity to listen to music of your own choice for about 20 minutes. Feel free to use Spotify or the internet on the provided computer, use your own device, or play your own CDs.

***Comforting Strategy.*** Please, choose music from your library that you would turn to when you are looking for comfort.

This can be pieces that feel like an understanding friend and that make you feel accepted and emotionally supported.

Allow yourself to connect with your emotions and feel comforted while tuning in with the music.

***Distracting Strategy.*** Please, choose music from your library that you would turn to when you are looking for a distraction away from negative feelings/thoughts.

This can be pieces that help you to forget about your worries, focus on positive thoughts, and lift your spirits.

Allow yourself to leave all the worries or stress behind and give space to new thoughts while tuning in with the music.