

This is a self-archived version of an original article. This version may differ from the original in pagination and typographic details.

Author(s): Lapin, R. L.; Skalyga, V. A.; Izotov, I.; Razin, S. V.; Shaposhnikov, R. A.; Vybin, S. S.; Bokhanov, A. F.; Kazakov, M. Yu.; Tarvainen, O.

Title: Study of gasdynamic electron cyclotron resonance plasma vacuum ultraviolet emission to optimize negative hydrogen ion production efficiency

Year: 2020

Version: Published version

Copyright: © 2020 Authors.

Rights: In Copyright

Rights url: <http://rightsstatements.org/page/InC/1.0/?language=en>







Please cite the original version:

Lapin, R. L., Skalyga, V. A., Izotov, I., Razin, S. V., Shaposhnikov, R. A., Vybin, S.S., Bokhanov, A. F., Kazakov, M. Y., & Tarvainen, O. (2020). Study of gasdynamic electron cyclotron resonance plasma vacuum ultraviolet emission to optimize negative hydrogen ion production efficiency. *Review of Scientific Instruments*, 91(1), Article 013517. <https://doi.org/10.1063/1.5128313>

Study of gasdynamic electron cyclotron resonance plasma vacuum ultraviolet emission to optimize negative hydrogen ion production efficiency

Cite as: Rev. Sci. Instrum. **91**, 013517 (2020); <https://doi.org/10.1063/1.5128313>

Submitted: 18 September 2019 . Accepted: 07 January 2020 . Published Online: 30 January 2020

R. L. Lapin , V. A. Skalyga , I. Izotov , S. V. Razin , R. A. Shaposhnikov , S. S. Vybin , A. F. Bokhanov, M. Yu. Kazakov, and O. Tarvainen

COLLECTIONS

Paper published as part of the special topic on [Proceedings of the 18th International Conference on Ion Sources](#)
 Note: Contributed paper, published as part of the Proceedings of the 18th International Conference on Ion Sources, Lanzhou, China, September 2019.



View Online



Export Citation



CrossMark

ARTICLES YOU MAY BE INTERESTED IN

[A powerful pulsed “point-like” neutron source based on the high-current ECR ion source](#)
 Review of Scientific Instruments **91**, 013331 (2020); <https://doi.org/10.1063/1.5128639>

[Plasma diagnostic tools for ECR ion sources—What can we learn from these experiments for the next generation sources](#)

Review of Scientific Instruments **90**, 113321 (2019); <https://doi.org/10.1063/1.5127050>

[Ballistic formation of high-intensity low-energy gas ion beams](#)

Review of Scientific Instruments **91**, 013326 (2020); <https://doi.org/10.1063/1.5128432>

Lock-in Amplifiers

Find out more today



Zurich
Instruments

Study of gasdynamic electron cyclotron resonance plasma vacuum ultraviolet emission to optimize negative hydrogen ion production efficiency

Cite as: Rev. Sci. Instrum. 91, 013517 (2020); doi: 10.1063/1.5128313

Submitted: 18 September 2019 • Accepted: 7 January 2020 •

Published Online: 30 January 2020



View Online



Export Citation



CrossMark

R. L. Lapin,^{1,a)} V. A. Skalyga,^{1,2} I. Izotov,¹ S. V. Razin,¹ R. A. Shaposhnikov,¹ S. S. Vybin,¹
A. F. Bokhanov,¹ M. Yu. Kazakov,¹ and O. Tarvainen^{3,4}

AFFILIATIONS

¹Institute of Applied Physics, Russian Academy of Sciences, 603950 Nizhny Novgorod, Russia

²Lobachevsky State University of Nizhny Novgorod, 603950 Nizhny Novgorod, Russia

³STFC ISIS Pulsed Spallation Neutron and Muon Facility, Rutherford Appleton Laboratory, Harwell OX11 0QX, United Kingdom

⁴Department of Physics, University of Jyväskylä, FI-40014 Jyväskylä, Finland

Note: Contributed paper, published as part of the Proceedings of the 18th International Conference on Ion Sources, Lanzhou, China, September 2019.

^{a)} Author to whom correspondence should be addressed: lapin@ipfran.ru

ABSTRACT

Negative hydrogen ion sources are used as injectors into accelerators and drive the neutral beam heating in ITER. Certain processes in low-temperature hydrogen plasmas are accompanied by the emission of vacuum ultraviolet (VUV) emission. Studying the VUV radiation, therefore, provides volumetric rates of plasma-chemical processes and plasma parameters. In the past, we have used gasdynamic ECR discharge for volumetric negative ion production and investigated the dependencies between the extracted H^- current density and various ion source parameters. It was shown that it is possible to reach up to 80 mA/cm^2 of negative ion current density with a two electrode extraction. We report experimental studies on negative hydrogen ion production in a high-density gasdynamic ECR discharge plasma consisting of two simple mirror traps together with the results of VUV emission measurements. The VUV-power was measured in three ranges— Ly_α , Lyman band, and molecular continuum—varying the source control parameters near their optima for H^- production. It was shown that the molecular continuum emission VUV power is the highest in the first chamber while Ly_α emission prevails in the second one. Modifications for the experimental scheme for further optimization of negative hydrogen ion production are suggested.

Published under license by AIP Publishing. <https://doi.org/10.1063/1.5128313>

I. INTRODUCTION

Negative hydrogen ion sources are used as injectors into accelerators and drive the neutral beam heating in ITER.¹ Certain processes in low-temperature hydrogen plasmas, such as dissociation via repulsive excited states and molecular de-excitation populating high vibrational levels of the ground state molecules, are accompanied by the emission of electromagnetic radiation in the vacuum ultraviolet (VUV) range.² Studying the VUV radiation, therefore, provides volumetric rates of plasma-chemical processes and

plasma parameters. Furthermore, observing relative changes in the VUV emission intensity makes it possible to optimize the discharge conditions for efficient production of negative hydrogen ions.

Our previous works^{3,4} were dedicated to the research of using the gasdynamic ECR discharge for volumetric negative ion production and the investigation of dependencies between the extracted H^- current density and various ion source parameters. We then performed preliminary optimization of the extraction system consisting of two electrodes—plasma electrode and puller. The electron to ion

current ratio was about 50–85 in those experiments. It was shown that it is possible to reach up to 80 mA/cm^2 of negative ion current density.

Here, we report experimental studies on negative hydrogen ion production in a high-density gasdynamic ECR discharge plasma together with the results of VUV emission measurements. We concentrate our attention on describing the experimental setup and reporting the measurement results, whereas the interpretation will be communicated in the future.

II. EXPERIMENTAL SCHEME

The experimental facility is presented in Fig. 1. The high density hydrogen plasma is sustained by a pulsed 37 GHz/100 kW gyrotron radiation in a two-stage magnetic system, consisting of two identical simple mirror traps. The microwave radiation was launched into the first chamber where the plasma is produced and sustained under the ECR condition. Dense plasma flux flows into the second trap through a perforated plate, which prevents the propagation of microwaves. The ion extraction was realized by two electrode system consisting of plasma and puller electrodes with the apertures of 1.8 mm and 3 mm, respectively, at a distance of 10 mm from each other. The plasma electrode was placed 103 mm downstream from the magnetic mirror. The neutral gas was injected into the second chamber in pulsed mode. The vacuum pumping was implemented from the first trap and the downstream diagnostic chamber.

The described configuration presumably helps to separate plasma volumes with “hot” electrons confined in the first trap and “cold” electrons confined in the second one. The plasma and vibrationally excited molecules flow into the second trap, where “hot” electrons lose their energy as a result of collisions with neutral gas molecules resulting in further ionization and excitation. The vibrationally excited molecules participate in the H^- generation process as a result of dissociative “cold” electron attachment.⁵

The diagnostic system for the measurement of absolute power density of the VUV plasma emission is presented schematically in Fig. 2. Following Ref. 6, it is based on three optical filters mounted on

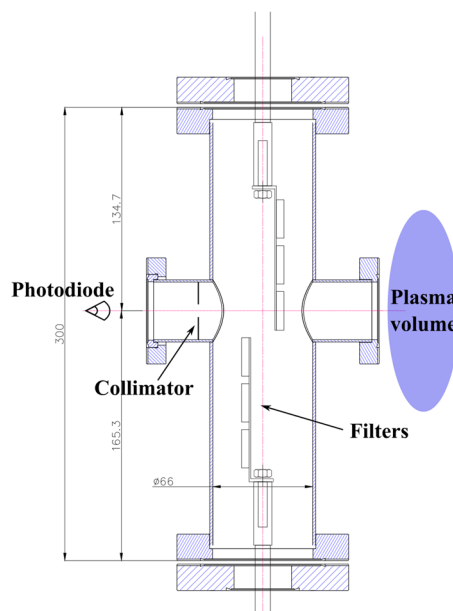


FIG. 2. Scheme of the VUV-power density measurement.

a movable steel tube in the vacuum chamber and a calibrated photodiode (IRD SXUV5). The filters correspond to atomic ($122 \text{ nm} \pm 10 \text{ nm}$ —Lyman-alpha line) and molecular emission ($160 \text{ nm} \pm 10 \text{ nm}$ —Lyman band and $180 \text{ nm} \pm 20 \text{ nm}$ —molecular continuum) of hydrogen. The VUV diagnostic setup can be connected to both chambers (traps) viewing them through a radial port.

The absolute power density of the VUV plasma emission can be calculated from the measured current signal of the photodiode assuming isotropic emission and knowing the dimensions of the system, shown in Fig. 3.

The measured VUV-power from each chamber can be used for the evaluation of volumetric rates of various plasma processes,

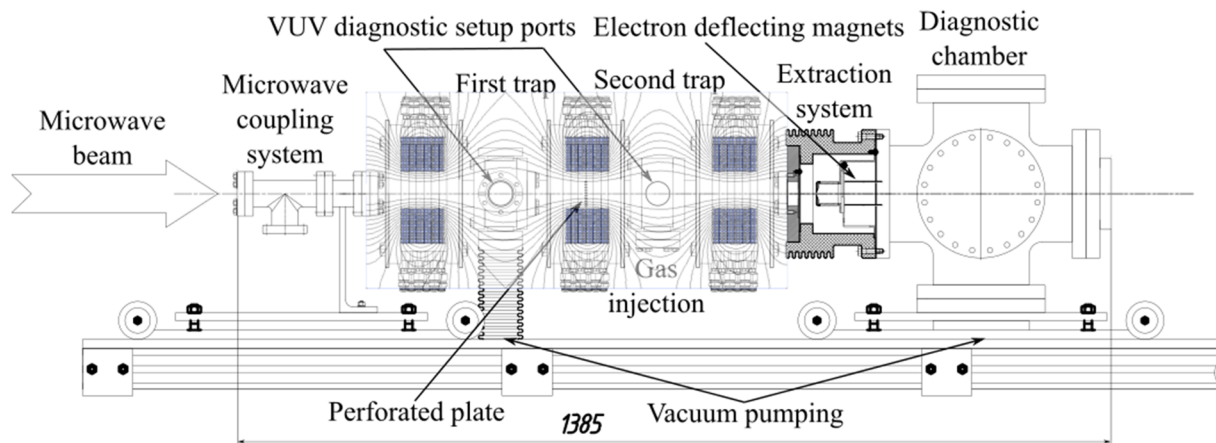


FIG. 1. Schematic view of the experimental setup depicting the magnetic field lines.

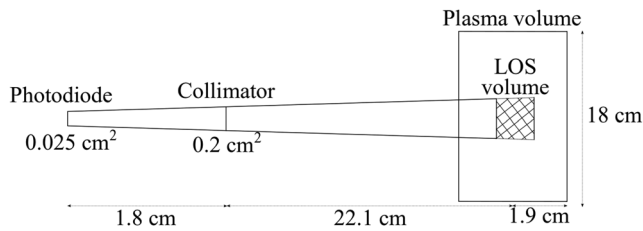


FIG. 3. Dimensions required to calculate the VUV-power density from the measured photodiode current.

such as the production of high vibrational levels of the hydrogen molecules serving as precursors for the H^- production through dissociative electron attachment.

III. RESULTS

The maximum negative ion current was found using a Faraday cup and varying the temporal delay between the gas (4 ms) and microwave (1 ms) pulses, the magnetic field in the two traps, the incident microwave power, and gas feed line pressure [both the delay and gas feed line pressure (pressure upstream from the gas leak valve in the buffer volume) affect the pressure in the plasma chamber during the microwave pulse]. The pressure of 1×10^{-1} atm measured upstream from the leak valve corresponds to the order of 1×10^{-4} Torr inside the chambers. The dependencies of the negative ion current on each of these parameters were investigated, as presented in Figs. 4(a)–4(d). The extraction voltage was set to 16.5 kV. It is believed that in this regime, the negative ion current is limited

by the negative ion density in the discharge, not by the space charge in the extraction system.

The dependence of the H^- current on gyrotron power [Fig. 4(a)] justifies the use of the gyrotron, i.e., the negative ion current increases by a factor of two with the incident power in the range of 35–85 kW. Figure 4(b) shows that in the ECR regime (the resonance field $B = 1.34$ T), it is possible to extract more negative ions than under off-resonance condition. The reason for the anomalous peak at $B \approx 1.15$ T is unclear. Figures 4(c) and 4(d) illustrate the same dependence of negative ion current on the neutral gas pressure during the discharge pulse, which is affected by the temporal delay between the gas and microwave pulses as well as gas feed line pressure. Negative delay means that the gas pulse was started after the microwave pulse.

The VUV emission from each trap was measured with the VUV diagnostic setup. Figure 5 presents the dependencies of the VUV-power at different wavelengths on the experimental parameters.

The total VUV-power from the first chamber is higher by a factor of 3 in comparison to the second chamber. The main experimental observation is that the molecular continuum emission is dominant in the first chamber, whereas the Ly_α emission has the highest power in the second one. Moreover, the values of Ly_α -power are quite similar in both chambers. This implies that the atomic fraction is higher in the second trap, whereas in the first one, the rates of molecular excitation processes are the dominant power dissipation mechanism. The molecular continuum emission leading to dissociation via the lowest (repulsive) triplet state being dominant in the primary trap is convergent with the extremely high proton fraction of positive ion beams extracted from the SMIS-37 first chamber⁷ and their flow into the second chamber connected to high atomic fraction there, as indicated by the

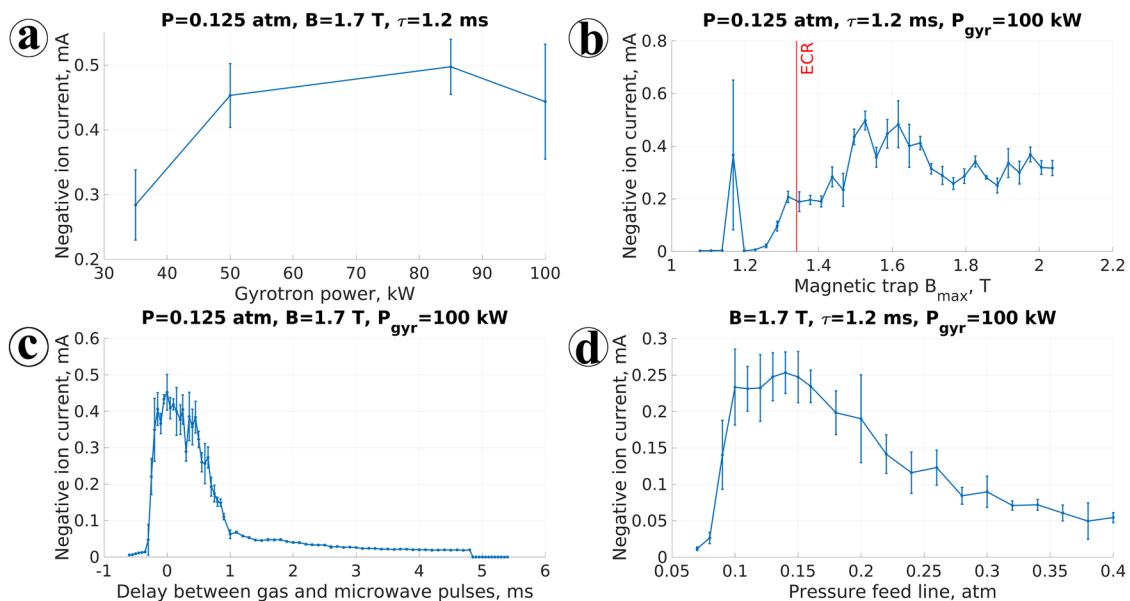


FIG. 4. The negative ion current dependence on (a) microwave power, (b) magnetic field, (c) the delay between the gas and microwave pulses, and (d) gas feed line pressure. The extraction voltage was set to 16.5 kV.

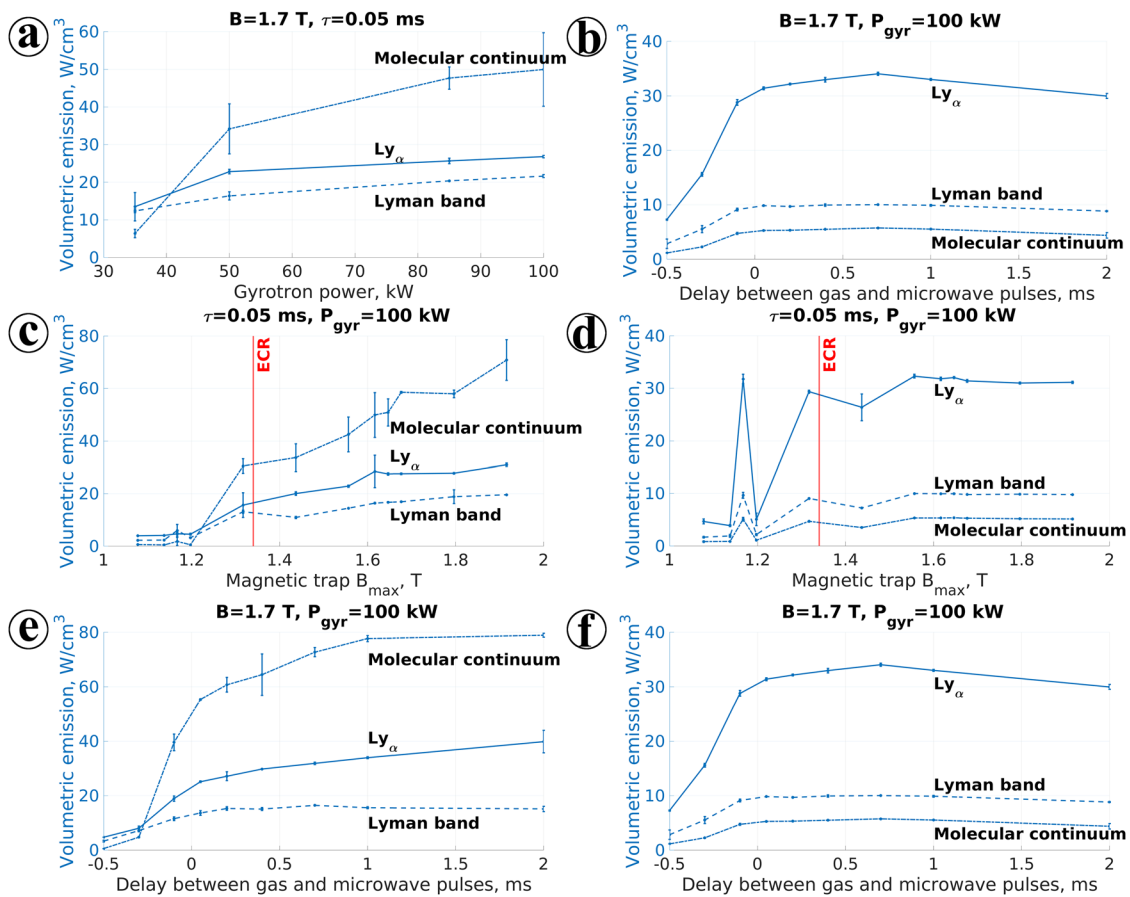


FIG. 5. The dependence of VUV plasma emission on microwave power [(a) and (b)], on magnetic field [(c) and (d)], and on the temporal delay between the gas pulse and the leading edge of the microwave pulse [between (e) and (f)] in 1st and 2nd chambers, respectively.

Lyman-alpha emission. Figures 5(a) and 5(b) demonstrate that there is an increase in VUV emission with the increase in incident power. The VUV-power increases with the magnetic field in all three wavelength ranges in both chambers [Figs. 5(c) and 5(d)]. In addition, there is a similar anomalous peak at $B = 1.15$ T observed for the negative ion current. The VUV-power as a function of temporal delay [Figs. 5(e) and 5(f)] behaves differently in each chamber: the VUV emission increases monotonically in the first trap while it saturates in the second one. Both the VUV-emission power and negative ion currents increase with microwave power and B-field, whereas their correlation as a function of the pressure is not apparent.

The measured data will be used for further modeling the negative hydrogen ion production.

IV. CONCLUSIONS

The investigation of absolute VUV plasma emission power was performed for a 37.5 GHz ECR negative ion source. The dependencies of both negative ion current and VUV-power in three ranges— Ly_α , Lyman band, and molecular continuum—were

measured as a function of operating parameters near the optimum for H^- production. It was shown that the molecular continuum emission VUV power is the highest in the first chamber and Ly_α emission prevails in the second chamber. The changes in experimental scheme for further optimization of negative hydrogen ion production were suggested. The volumetric VUV-emission power in each wavelength range can be compared to those obtained with a 2.45 GHz microwave (ECR) source.⁶ For SMIS-37, the volumetric power in the first trap was 15 W/cm^3 , 40 W/cm^3 , and 80 W/cm^3 (100 kW of total injected power) for Ly_α , Lyman band, and molecular continuum, respectively, whereas in the microwave source, these values are 0.05 W/cm^3 , 0.01 W/cm^3 , and 0.005 W/cm^3 with 600 W of total injected power. When normalized by the microwave power (to 100 kW and 600 W, respectively), these numbers ($0.15 \text{ W/cm}^3/\text{kW}$, $0.4 \text{ W/cm}^3/\text{kW}$, and $0.8 \text{ W/cm}^3/\text{kW}$ for SMIS-37 and $0.08 \text{ W/cm}^3/\text{kW}$, $0.02 \text{ W/cm}^3/\text{kW}$, and $0.01 \text{ W/cm}^3/\text{kW}$ for the microwave source⁶) are rather similar, despite the two sources having different plasma volumes, for example. This underlines the importance of VUV-emission as a universal power dissipation channel in low temperature hydrogen discharges.

ACKNOWLEDGMENTS

This work was supported by the grant of Russian Science Foundation (Project No. 19-12-00377).

REFERENCES

- ¹M. Bacal and M. Wada, "Negative hydrogen ion production mechanisms," *Appl. Phys. Rev.* **2**, 021305-1–021305-31 (2015).
- ²J. Komppula, O. Tarvainen, S. Lähti, T. Kalvas, H. Koivisto, V. Toivanen, and P. Myllyperkiö, "VUV-diagnostics of a filament-driven arc discharge H⁻ ion source," *AIP Conf. Proc.* **1515**, 66–73 (2013).
- ³R. L. Lapin, V. A. Skalyga, I. V. Izotov, S. V. Golubev, S. V. Razin, and O. Tarvainen, "First experiments on applying the gasdynamic ECR ion source for negative hydrogen ion production," *EPJ Web Conf.* **149**, 02026-1–02026-2 (2017).
- ⁴R. L. Lapin, I. V. Izotov, V. A. Skalyga, S. V. Razin, R. A. Shaposhnikov, and O. Tarvainen, "Gasdynamic ECR ion source for negative ion production," *J. Instrum.* **13**, C120077-1–C120077-8 (2018).
- ⁵M. Bacal and G. W. Hamilton, *Phys. Rev. Lett.* **42**, 1538 (1979).
- ⁶J. Komppula, O. Tarvainen, T. Kalvas, H. Koivisto, R. Kronholm, J. Laulainen, and P. Myllyperkiö, "VUV irradiance measurement of a 2.45 GHz microwave-driven hydrogen discharge," *J. Phys. D: Appl. Phys.* **48**, 365201-1–365201-12 (2015).
- ⁷V. Skalyga, I. Izotov, S. Razin, A. Sidorov, S. Golubev, T. Kalvas, H. Koivisto, and O. Tarvainen, "High current proton beams production at simple mirror ion source 37," *Rev. Sci. Instrum.* **85**(2), 02A702-1–02A702-3 (2014).