

This is a self-archived version of an original article. This version may differ from the original in pagination and typographic details.

Author(s): Kankainen, Anu; Novikov, Yuri; Schatz, H.; Weber, Christine

Title: Mass measurements of neutron-deficient nuclei and their implications for astrophysics

Year: 2012

Version: Accepted version (Final draft)

Copyright: © SIF, Springer-Verlag Berlin Heidelberg 2012

Rights: In Copyright

Rights url: <http://rightsstatements.org/page/InC/1.0/?language=en>

Please cite the original version:

Kankainen, A., Novikov, Y., Schatz, H., & Weber, C. (2012). Mass measurements of neutron-deficient nuclei and their implications for astrophysics. *European Physical Journal A*, 48(4), 50. <https://doi.org/10.1140/epja/i2012-12050-5>

Mass measurements of neutron-deficient nuclei and their implications for astrophysics

A. Kankainen^{1a}, Yu. N. Novikov^{2,3}, H. Schatz⁴, and C. Weber⁵

¹ Department of Physics, University of Jyväskylä, P.O. Box 35, FI-40014 University of Jyväskylä, Jyväskylä, Finland

² Petersburg Nuclear Physics Institute, 188300 Gatchina, Russia

³ GSI Helmholtzzentrum für Schwerionenforschung GmbH, Planckstrasse 1, D-64291 Darmstadt, Germany

⁴ Department of Physics and Astronomy, National Superconducting Cyclotron Laboratory, and Joint Institute for Nuclear Astrophysics, Michigan State University, East Lansing, Michigan 48824, USA

⁵ Faculty of Physics, Ludwig-Maximilians-Universität München, Am Coulombwall 1, D-85748 Garching, Germany

Received: date / Accepted: date

Abstract. During the years 2005-2010 the double Penning trap mass spectrometer JYFLTRAP has been used to measure the masses of 90 ground and 8 isomeric states of neutron-deficient nuclides with a typical precision of better than 10 keV. The masses of 14 nuclides - ^{84}Zr , $^{88,89}\text{Tc}$, $^{90-92}\text{Ru}$, $^{92-94}\text{Rh}$, $^{94,95}\text{Pd}$, $^{106,108,110}\text{Sb}$ - have been experimentally determined for the first time. This article gives an overview on these measurements and their impact on the modeling of the astrophysical rp -process.

PACS. 21.10.Dr Binding energies and masses – 26.30.Ca Explosive burning in accreting binary systems (novae, x-ray bursts)

1 Introduction

Very neutron-deficient nuclei are synthesized in astrophysical environments, where extreme temperatures and densities as well as an abundance of hydrogen can lead to a rapid proton capture process (rp -process) [1, 2]. As proton capture rates become faster than β^+ decays, unstable neutron deficient nuclei are built up. The most common occurrence of such a scenario are type I x-ray bursts, which occur on the surface of neutron stars that accrete hydrogen-rich matter from a companion star in a stellar binary system. The hydrogen-rich fuel layer on the neutron star surface builds up for hours to days before it explodes giving rise to a bright x-ray burst typically lasting for 10 – 100 seconds. Such bursts are frequently observed with modern x-ray observatories and are directly powered by the nuclear energy generated in the rp -process reaching nuclei up to tellurium [3–5].

Recently, a new astrophysical process with rapid proton captures on neutron deficient nuclei has been proposed, the νp -process [6–8]. It takes place in supernovae and possibly in gamma-ray bursts where proton-rich outflows are created by strong neutrino fluxes [6]. In the νp -process, the flow towards heavier elements is accelerated via fast (n, p) reactions on long-lived nuclides along the path of the rp -process. The neutrons that induce these reactions are created via antineutrino absorptions on protons. It has been shown that the reaction sequence can

reach nuclei up to $A = 108$ or $A = 152$ depending on the electron fraction [9].

Nova explosions are a third astrophysical environment where a mild form of the rp -process takes place. They occur when an accreted fuel layer on the surface of a white dwarf star explodes. The rp -process in novae typically proceeds near stability and is predicted to end in the $A = 40$ region [10–13], though recent model calculations have identified parameters that can lead to much more violent explosions with a stronger rp -process reaching the iron region [14]. Accurate nuclear physics is needed to predict the contributions of novae and the νp -process to Galactic nucleosynthesis, to interpret x-ray burst light curves in terms of neutron star properties and to predict the composition of the ashes of x-ray bursts needed to model neutron star crusts. With accurate nuclear physics one can also predict new observables that observational programs can search for.

Nuclear masses play a central role in rapid proton capture processes [3, 15–21]. When proton capture rates are high, it is photodisintegration that limits further proton captures and forces the reaction sequence to proceed via a β^+ decay or a (n, p) reaction. Such photodisintegration rates depend exponentially on the energy required to remove a proton from the nucleus, and therefore on the nuclear masses. In addition, many of the important proton capture rates in the rp -process are governed by resonances. Rates depend exponentially on resonance energies, which in most cases are determined by measuring excitation en-

^a Email: anu.k.kankainen@jyu.fi

ergies and nuclear masses. Typically, a precision of around 10 keV is required, for some resonant reaction rates even much better than 10 keV [16]. Penning trap mass measurements have had a major impact on nuclear astrophysics, as they can easily reach or surpass such precision even for the most unstable nuclei within reach. This is illustrated in Fig. 1, where Penning trap mass measurements since the Atomic Mass Evaluation 2003 (AME03) are highlighted. Clearly, the Penning trap approach has addressed the long standing problem of unreliable and uncertain experimental masses of unstable nuclei and has been applied to a large number of neutron-deficient nuclei close to or in the rp -process. In some cases, the effort to push to the most exotic nuclei has led to the paradox situation that now some of the masses of exotic isotopes are better known than their more stable counterparts. The program to measure masses of unstable nuclei with JYFLTRAP has been a major contributor to this success together with CPT [22] at ANL, ISOLTRAP [23] at CERN-ISOLDE, LEBIT [24] at NSCL, and SHIPTRAP [25] at GSI.

In addition to nuclear astrophysics, neutron-deficient nuclei offer a wealth of other interesting physics phenomena to be studied. For example, Q_{EC} value measurements at JYFLTRAP have been useful for testing the isobaric multiplet mass equation [26,27] and the Conserved Vector Current (CVC) hypothesis [28]. Masses of neutron-deficient nuclei provide also important data for developing and testing different mass models. Energy systematics, such as two neutron or proton separation energies, yield information e.g. on the possible onset of deformation and the evolution of shell-gap energies as well as on neutron-proton pairing and the Wigner energy [29].

2 Experimental methods

The ions of interest have been produced with beams from the K-130 cyclotron of the JYFL Accelerator Laboratory impinging on a thin (few mg/cm²) target situated at the Ion-Guide Isotope Separator On-Line (IGISOL) facility [30]. Which ion guide is used depends on the applied beam: a heavy primary beam would cause plasma effects inside the gas cell and thus it is stopped before entering the gas cell whereas light beams, such as p or ^3He , can pass through the gas cell. In the light-ion ion guide, the target is inside the IGISOL gas cell, where the product recoils are stopped, and a good fraction of the ions end up with charge state 1^+ . In the heavy-ion ion guide, also known as HIGISOL [31,32], the target is in front of the gas cell and the products have to recoil at small angles in order to pass through a Havar window around the beam stopper before thermalizing in the gas cell. The employed production methods are summarized in Table 1.

After thermalization, the ions are extracted from the ion guide with the help of differential pumping and an electric field. The ions are accelerated to 30 keV and mass-separated by a dipole magnet before entering the radio-frequency quadrupole (RFQ) [42], which is used for cooling and bunching of the ions. After the RFQ, the ions are

injected into the JYFLTRAP [43] cylindrical double Penning trap situated inside a 7 T superconducting solenoid. The first trap is called the purification trap since it is used for isobaric purification via mass-selective buffer gas cooling [44]. The precision mass measurements are carried out in the second trap, known as the precision trap, via the time-of-flight ion cyclotron resonance (TOF-ICR) method [45,46].

In the TOF-ICR method, the cyclotron frequency of the ion of interest with mass m and charge q in a magnetic field B , $\nu_c = qB/(2\pi m)$, is compared to the cyclotron frequency of a reference ion (ν_{ref}) with a well-known atomic mass m_{ref} . Since the mass-separated ions have typically the same charge state of 1^+ at IGISOL, the mass of the ion of interest is obtained as: $m = (\nu_{\text{ref}}/\nu_c)(m_{\text{ref}} - m_e) + m_e$. Each measurement of the ion of interest is sandwiched between two reference measurements in order to determine the value of the magnetic field B at the time of the actual measurement. Since the IGISOL method provides a large variety of possible reference ions to be measured on-line, the ion with a superior precision closest to the ion of interest is typically chosen for reference. In some cases, the production rate of oxides can be higher or comparable to the rate of the ions. For example, the masses of neutron-deficient yttrium, niobium and zirconium isotopes have been measured as oxides.

The data have been fitted and analysed mainly with the programs LAKRITSI and COMA [28]. A count-rate-class analysis [47] has been performed whenever possible. The uncertainty contribution of possible magnetic field fluctuations has been added, and mass-dependent and residual uncertainties have been included in the final atomic mass values. A detailed description of the data analysis can be found in Ref. [19]. The latest results for the mass-dependent and residual uncertainties applicable to the measurements performed after the June 2007 magnet quench are reported in the JYFLTRAP paper on carbon-cluster cross-reference measurements [48].

3 Mass measurements of neutron-deficient nuclides at JYFLTRAP

Measurements performed at JYFLTRAP in 2005-2010 have yielded 90 published ground-state and 8 published isomeric-state masses of neutron-deficient nuclides (see Fig. 1). These measurements have been motivated for example by the astrophysical rp - and νp -processes [3,19,38,40,41] or nucleosynthesis in novae [26,27,33] or isospin symmetry studies. The results of mass measurements related to the superallowed $0^+ \rightarrow 0^+$ β decays [33-37,39] are not discussed in this review. In the following, the measured masses are discussed from lighter to heavier nuclides and related energy systematics (S_p , Q_α , and S_{2p} values) are reviewed. The astrophysical implications are discussed separately in Section 4.

Table 1. The production methods of the neutron-deficient nuclides measured at JYFLTRAP. LI stands for the light-ion guide and HI for the heavy-ion ion guide technique.

E_{beam}	Beam	Target	Ion-guide	Measured nuclides	Ref.
40 MeV	p	^{nat} Mg	LI	²³ Al, ²³ Mg	[26]
35 MeV	p	²⁷ Al	LI	²⁶ Si, ²⁶ Al, ²⁶ Al ^m	[33]
40 MeV	p	ZnS	LI	³¹ S	[27]
15 MeV	p	ZnS	LI	³⁴ Cl, ³⁴ Cl ^m	[34]
20 MeV	p	KCl	LI	³⁸ K, ³⁸ K ^m	[34]
20 MeV	³ He	^{nat} Ca	LI	⁴² Sc, ⁴² Sc ^m	[35]
17 MeV	³ He	^{nat} Ca	LI	⁴² Ti	[36]
20 MeV	p	⁴⁶ Ti	LI	⁴⁶ V	[35]
13 – 15 MeV	p	⁵⁰ Cr	LI	⁵⁰ Mn, ⁵⁰ Mn ^m	[37]
40 MeV	p	⁵⁴ Fe	LI	⁵³ Co, ⁵³ Co ^m	[38]
13 – 15 MeV	p	⁵⁴ Fe	LI	⁵⁴ Co, ⁵⁴ Co ^m	[37]
105 MeV	²⁰ Ne	^{nat} Ca	HI	⁵⁶ Co	[38]
25 MeV	³ He	⁵⁴ Fe	LI	^{55,56} Ni	[38]
75 MeV	²⁰ Ne	^{nat} Ca	HI	⁵⁷ Ni	[38]
40 MeV	p	⁵⁸ Ni	LI	⁵⁶ Ni, ^{57,58} Cu	[38]
25 MeV	³ He	⁵⁸ Ni	LI	^{59,60} Zn	[38]
48 MeV	p	⁶⁴ Zn	LI	⁶² Cu, ⁶² Zn, ⁶² Ga	[39]
150 – 170 MeV	³² S	⁵⁴ Fe	HI	^{80–82} Y	[40]
150 – 170 MeV	³² S	^{nat} Ni	HI	⁸³ Y, ^{83–86,88} Zr, ^{85–88} Nb	[40]
222 MeV	³⁶ Ar	^{nat} Ni	HI	⁸⁴ Y, ⁸⁷ Zr, ⁸⁹ Mo, ⁸⁸ Tc	[19]
189 MeV	⁴⁰ Ca	^{nat} Ni	HI	⁸⁸ Mo, ⁹² Tc, ^{91,94} Ru, ^{94–95} Rh	[19]
205 MeV	⁴⁰ Ca	^{nat} Ni	HI	⁹¹ Tc, ⁹¹ Ru	[19]
220 MeV	⁴⁰ Ca	^{nat} Ni	HI	^{89–90} Tc, ^{90,92–93} Ru, ^{92–94} Rh	[19]
170 MeV	⁴⁰ Ca	^{nat} Ni	HI	^{94–96} Pd, ⁹⁵ Pd ^m	[19]
70 MeV	³ He	^{nat} Ru	LI	^{97–98} Pd	[41]
62 MeV	p	¹⁰⁶ Cd	LI	^{99,101} Pd, ^{101–105} Cd, ¹⁰² In	[41]
70 MeV	³ He	¹⁰⁶ Cd	LI	¹⁰⁴ In	[41]
100 MeV	³ He	¹⁰⁶ Cd	LI	¹⁰⁰ Ag	[41]
295 – 330 MeV	⁵⁸ Ni	^{nat} Ni	HI	^{104–108} Sn, ^{106–110} Sb, ^{108–109} Te, ¹¹¹ I	[3]

3.1 Mass measurements at $A = 23$ and $A = 31$

The mass measurements at $A = 23$ and $A = 31$ have been motivated by nova nucleosynthesis [12] and the Isobaric Multiplet Mass Equation (IMME) (see e.g. Ref. [49,50]). According to the IMME, the masses of members with an isospin projection $T_Z = (N - Z)/2$ of an isobaric multiplet T should lie along a parabola $M(T, T_Z) = a + bT_Z + cT_Z^2$. In general, the IMME has worked well and it has been used to predict masses of more exotic members of the multiplet. A breakdown of the IMME could be explained for example by higher-order perturbations or by the importance of including three-body terms. In addition, a significant component of isospin mixing could also result in deviations from the quadratic behaviour [51].

At JYFLTRAP, the masses of ²³Al and ²³Mg have been determined precisely against the reference nuclide ²³Na. The new mass value for ²³Al is 22(19) keV lower and 55 times more precise than the AME03 [52] value. The JYFLTRAP mass value for ²³Mg agrees with the AME03 value [52] and almost doubles the precision. The most recent ground-state masses for ²³Al [26], ²³Mg [26, 52], ²³Na [52] and ²³Ne [52], and excitation energies for the $T = 3/2$ isobaric analog states [53,54] were adopted

and a quadratic IMME fit ($\chi^2/n = 0.28$) was performed for the $T = 3/2$ quartet at $A = 23$ in Ref. [26]. The cubic fit yielded a cubic term $d = 0.22(42)$ keV consistent with zero. Thus, the IMME was found to work well in the $A = 23$ quartet.

Another interesting $T = 3/2$ quartet lies at $A = 31$: ³¹Si, ³¹P, ³¹S, and ³¹Cl. For this quartet, the mass of ³¹S has been precisely measured at JYFLTRAP and was found to deviate from the AME03 value [52]. Unfortunately, an attempt to measure the mass of the much more uncertain ³¹Cl nucleus failed due to overwhelming nitrogen oxide background at $A = 31$ caused by poor vacuum conditions in the IGISOL facility during that run. In the future, a mass measurement of ³¹Cl would be very interesting at the new IGISOL-4 facility.

Currently, the only isobaric quintet that has been measured precisely enough to test the IMME lies at $A = 32$. Although there have been no mass measurements at $A = 32$ at JYFLTRAP, the IMME at $A = 32$ has been studied in one of our publications [27]. A recent ³²S(³He, t)³²Cl measurement [55] showed a discrepancy to the ³²Cl mass obtained from the proton separation energy [56] and the ³¹S mass from AME03. The mass of ³¹S measured at JYFLTRAP was found to deviate from AME03 [52] by

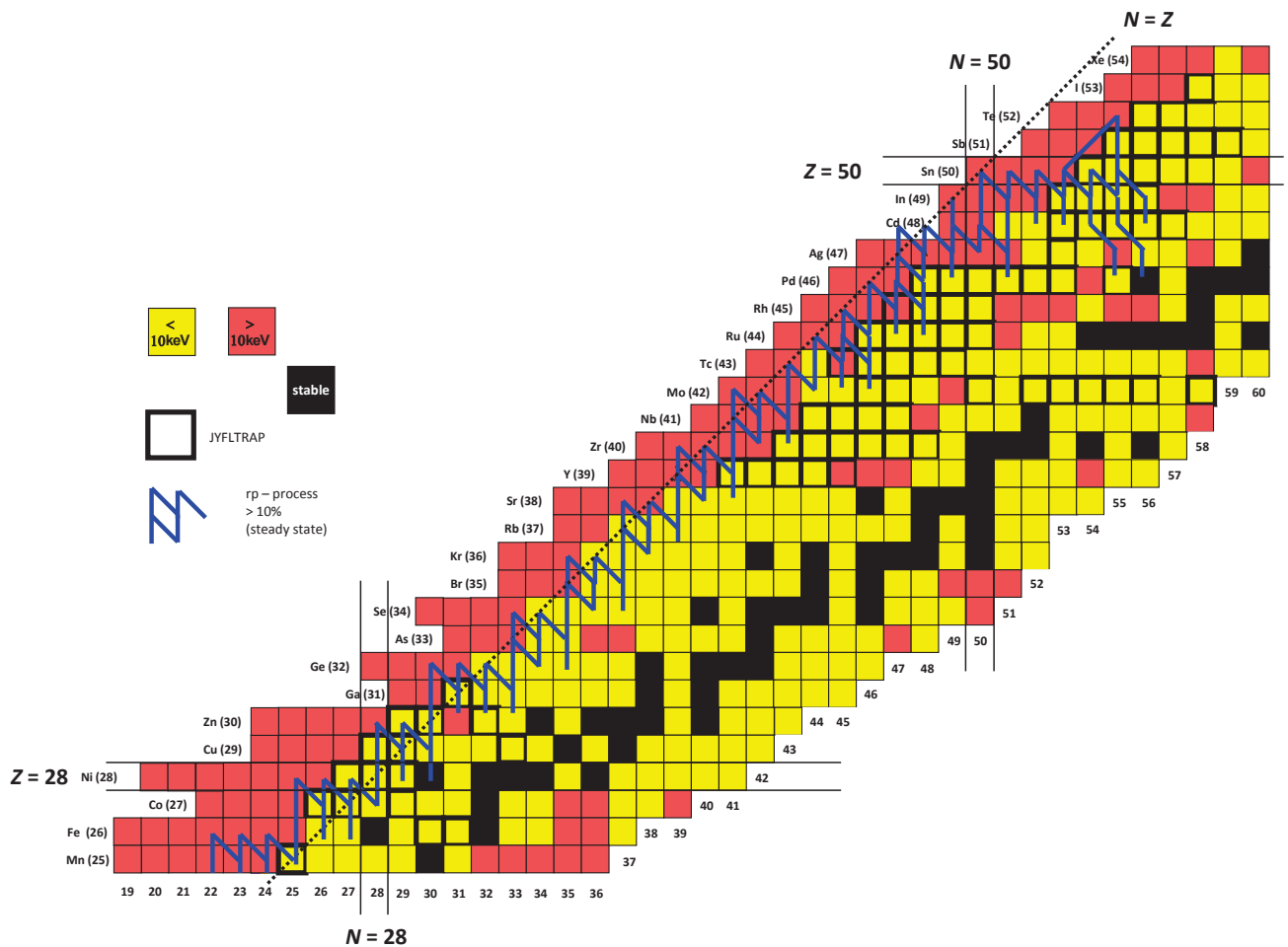


Fig. 1. (Color online) Chart of the nuclides showing the neutron-deficient nuclides measured at JYFLTRAP (bold black squares) and the nuclides whose mass excesses are known better than 10 keV (in yellow) and worse than 10 keV (in red, including the nuclides not yet experimentally determined). The main rp -process path (in blue) is plotted for conditions where the thermonuclear burning proceeds in steady-state.

2.1(15) keV. When our new mass value is combined with the proton separation energy of Ref. [56], a mass excess value, which is more precise than the previous measurements and agrees with the adopted AME03 value, is obtained for ^{32}Cl . In Ref. [27], the quadratic IMME fit was performed with six different data sets corresponding to two different values of ^{32}P [52,57] and three different values of ^{32}Si [52,57–59]. The overall result of the quadratic fits is that the IMME fails significantly ($\chi^2/n > 6.5$) in all data sets. The cubic term d was found to depend strongly on the data set: the values varied from $d = 0.51(15)$ keV to $d = 1.00(13)$ keV. In future, further mass measurements of ^{32}Ar , ^{32}Cl , ^{32}P , and ^{32}Si , should solve these discrepancies and really validate the breakdown of the IMME.

3.2 Mass measurements around ^{56}Ni

Mass measurements around the doubly-magic $N = Z$ nucleus ^{56}Ni provide essential data for the studies of e.g. isospin symmetry, mirror nuclei, Coulomb displacement energies, neutron-proton pairing, and shell-gap energies.

At JYFLTRAP, Q_{EC} values of the mirror nuclei ^{53}Co , ^{55}Ni , ^{57}Cu , and ^{59}Zn , as well as of the $N = Z$ nuclei ^{54}Co , ^{56}Ni , ^{58}Cu , ^{60}Zn , and ^{62}Ga have been precisely measured (see Refs. [37–39]). In addition to Q_{EC} values, a few proton separation energies (S_{p}) have been directly measured by using the $(A - 1, Z - 1)$ nuclide as a reference for the (A, Z) nuclide [38]. In order to obtain more accurate mass measurements, a network calculation of 17 frequency ratio measurements between 13 nuclides has been performed around ^{56}Ni [38]. In this way, also the masses of reference nuclides, such as ^{55}Co and ^{58}Ni , and ^{59}Cu , could be evaluated. The obtained masses for ^{55}Ni , ^{56}Ni , and ^{57}Cu agree well with the AME03 values [52], but are 15, 26, and 31 times more precise, respectively.

The most significant deviations (around 2σ) to the AME03 values in this mass region have been found for copper isotopes ^{58}Cu ($-3.6(17)$ keV) and ^{62}Cu ($10.6(42)$ keV). The measured JYFLTRAP mass of ^{62}Cu is higher than the adopted AME03 value, which was based on measurements using the $^{62}\text{Ni}(p, n)^{62}\text{Cu}$ reaction [60,61] and the β -decay energies of ^{62}Cu [62–64]. The first two of the three β -decay

experiments [62, 63] have underestimated the β -decay energy, which results in a too low adopted AME03 value.

The mass of ^{58}Cu has already been measured with the JYFLTRAP purification trap in 2004 [43]. The new JYFLTRAP mass value for ^{58}Cu agrees with the old purification trap measurement [43] but differs from the precise (p, n) threshold energy measurements [65–67]. However, when the (p, n) measurements are revised with the updated mass values [68] an agreement with JYFLTRAP is obtained.

Absolute deviations to AME03 are rather small in this mass region. The biggest deviations (in keV) belong to ^{59}Zn (47(40) keV) and ^{60}Zn (15(11) keV). For those cases the Q values derived from $^{58}\text{Ni}(p, \pi)^{59}\text{Zn}$ [69] and $^{58}\text{Ni}(^3\text{He}, n)^{60}\text{Zn}$ [70] lead to slightly underestimated masses for ^{59}Zn and ^{60}Zn . In addition to these nuclides, a difference was found for the proton-decaying high-spin isomer in ^{53}Co : the new JYFLTRAP value is 36(22) keV lower than in AME03 [52].

Q_{EC} values of several $T = 1/2$ mirror nuclei have been measured at JYFLTRAP. These experiments have been motivated by recent studies [71, 72] where corrected ft values have been calculated for $T = 1/2$ mirror transitions and the Conserved Vector Current Hypothesis has been tested. The Q_{EC} values of the $T = 1/2$ nuclei ^{31}S , ^{53}Co , ^{55}Ni , ^{57}Cu , and ^{59}Zn have been measured with a precision of better than 0.7 keV at JYFLTRAP [27, 38]. In addition, the Q_{EC} value of $^{53}\text{Co}^{\text{m}}$ [38] has been measured with a precision of 1.2 keV. The largest differences to the AME03 values have been found at $^{53}\text{Co}^{\text{m}}$ and ^{59}Zn . The Q_{EC} values of ^{45}V and ^{49}Mn have been measured in 2010 but the results have not yet been published. In the future these measurements will be continued with ^{47}Cr and ^{51}Fe .

In addition to the $T = 1/2$ mirror nuclei, the Q_{EC} values of the $T = 1$ nuclei ^{56}Ni , ^{58}Cu , and ^{60}Zn have been measured at JYFLTRAP. Interestingly, the JYFLTRAP Q_{EC} value of ^{58}Cu was found to be 4.6(15) keV lower than in AME03. This Q_{EC} value has to be taken into account in studies of isospin symmetry among $A = 58$ nuclei [73].

There have been no mass measurements for the rp -process between ^{62}Ga and ^{80}Y at JYFLTRAP. This region has been quite well covered by other Penning traps. At ISOLTRAP, Ga, Se, Br, Kr, Rb, and Sr isotopes have been extensively studied [74–79]. Ga, Ge, As, Se, and Br isotopes relevant for the rp -process have been determined with LEBIT [18, 80], and Se, As, and Ge isotopes at $A = 68$ with CPT [81].

3.3 Mass measurements around $A = 80 - 100$

Neutron-deficient nuclei filling up neutron and proton $g_{9/2}$ shells in the mass region $A = 80 - 100$ provide an abundant region for nuclear structure studies. Strong proton-neutron interaction and competition between single-particle and collective motions result in the presence of many isomers and collective features. Spin-gap isomers, such as in ^{94}Ag [82–84] or ^{95}Pd [85], or shape isomers like in ^{72}Kr

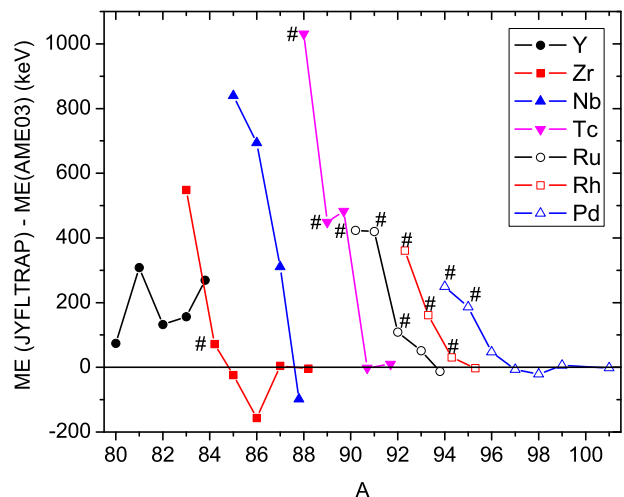


Fig. 2. (Color online) JYFLTRAP mass excess values compared to the AME03 values for the measured Y, Zr, Nb, Tc, Ru, Rh and Pd isotopes. ‘#’ denotes that the AME03 value has been based on extrapolations. No error bars have been included in order to show more clearly the trend of the differences.

[86] have gained a lot of attention. Shell-model calculations are possible for these nuclides: in many cases it is sufficient to include only the $1p_{1/2}$ and $0g_{9/2}$ shells. Experimental data are needed to test and develop shell model calculations and more sophisticated model spaces, such as $(1p_{3/2}, 0f_{5/2}, 1p_{1/2}, 0g_{9/2})$ [84] or $(0g_{9/2}, 1d_{5/2}, 0g_{7/2}, 1d_{3/2}, 2s_{1/2})$ [83].

The mass measurements conducted at JYFLTRAP in this mass region have revealed large deviations to the AME03 values. Many of the measured mass excess values, for example $^{83,85}\text{Zr}$ and $^{85-88}\text{Nb}$, have earlier been based on β -decay endpoint energies, which have a tendency to underestimate the masses due to unobserved feeding to higher-lying states in the daughter nuclides (pandemonium effect [87]). This problem is likely to play a stronger role in nuclides further from stability. Thus, the more exotic the nuclide, the more it typically deviates from the JYFLTRAP value (see Fig. 2). The yttrium isotopes do not follow this trend since the AME03 value for ^{80}Y is based on a direct time-of-flight mass measurement at the ISN SARA cyclotron [88]. The mass of ^{86}Zr in AME03 is based on $^{90}\text{Zr}(\alpha, ^8\text{He})^{86}\text{Zr}$ reactions [89] and not on β -decay energies. Many nuclides - ^{84}Zr , $^{88,89}\text{Tc}$, $^{90-92}\text{Ru}$, $^{92-94}\text{Rh}$, and $^{94-95}\text{Pd}$ - have been measured for the first time at JYFLTRAP. As can be seen from Fig. 2, the extrapolated mass excess values of AME03 are typically too small. In other words, JYFLTRAP has found these nuclei to be less bound.

In the mass region below $Z = 50$, the mass excesses of $^{89-92}\text{Tc}$, $^{90-92,94}\text{Ru}$, $^{92-93}\text{Rh}$ as well as $^{99,101}\text{Ag}$, $^{101-104}\text{Cd}$, $^{102-105}\text{In}$ have been measured with the SHIPTRAP Penning trap at GSI [19, 90]. In general, SHIPTRAP and JYFLTRAP results agree well with each other (see Fig. 3). Small differences are found for ^{92}Tc ($\Delta_{S-J} = 15(12)$ keV) and ^{90}Ru ($\Delta_{S-J} = 17(11)$ keV). Differences are also found for $^{101,102,104}\text{Cd}$, where ISOLTRAP data

Table 2. Isomers taken into account in the determination of the ground-state masses in the $A \approx 80 - 100$ region.

Isomer	E_x (keV)	Ref.	Isomer	E_x (keV)	Ref.
$^{83}\text{Y}^m$	61.98(11)	[92]	$^{88}\text{Tc}^m$	300#	[92]
$^{84}\text{Y}^m$	67	[93]	$^{92}\text{Rh}^m$	50#	[94, 95]
$^{85}\text{Nb}^m$	≥ 69	[96]	$^{100}\text{Ag}^m$	15.52(16)	[92]
$^{87}\text{Nb}^m$	3.84(14)	[92]	$^{104}\text{In}^m$	93.48(10)	[92]
$^{88}\text{Nb}^m$	40(140)	[92]			

[17] are in agreement with JYFLTRAP, not with SHIPTRAP. Many of these masses have also been measured with CPT but the preliminary graphical data [91] for $^{90,91}\text{Mo}$, $^{90-93}\text{Tc}$, $^{93-94}\text{Ru}$, $^{94,95}\text{Rh}$, $^{104-107}\text{In}$, $^{104-108}\text{Sn}$, $^{107-108}\text{Sb}$ could not be included in this comparison¹. The JYFLTRAP mass excess values used here have been updated with the new molybdenum masses measured at JYFLTRAP discussed in a separate article in this special issue of Hyperfine Interactions.

Many open questions concerning the neutron-deficient nuclides around $A = 80-100$ remain. For example, whether an observed state is a pure ground state, an isomeric state, or a mixture of these should be investigated and verified for some of the measured nuclides. Corrections due to a possible mixture of ground and isomeric states or due to unknown level scheme have been applied according to Eq. (14) of Ref. [97] and have been added quadratically to the experimental uncertainties for the nuclei listed in Table 2. However, in some cases isomers might not be known, or information is uncertain. For example, no correction has been applied to ^{86}Nb ($E_x = 250(160)\#$ keV [92]) since this isomer is considered as uncertain. Clearly more experiments are needed to clarify the low-lying level structure of nuclides in this mass region, and revisions of some mass values might become necessary as a consequence.

3.4 Mass measurements above ^{100}Sn

Masses of $^{104-108}\text{Sn}$, $^{106-110}\text{Sb}$, $^{108,109}\text{Te}$, and ^{111}I in the endpoint region of the rp -process have been measured with JYFLTRAP [3]. The masses of $^{106,108,110}\text{Sb}$ have been experimentally determined for the first time, and found to agree with the AME03 extrapolations. Overall agreement of the JYFLTRAP mass values with the AME03 values in this region is fairly good: the only deviations occur at $^{104,106,108}\text{Sn}$, and ^{109}Te . In the following, JYFLTRAP results are compared to previous experiments nuclide by nuclide (see also Figs. 4, 5, and 6).

^{104}Sn : The mass of ^{104}Sn has been previously measured via β -decay endpoint energies [98,99]. It can also be determined from the α -decay energy of ^{108}Te [102–105]. The β -decay results and the Q_α -values from Refs. [103,

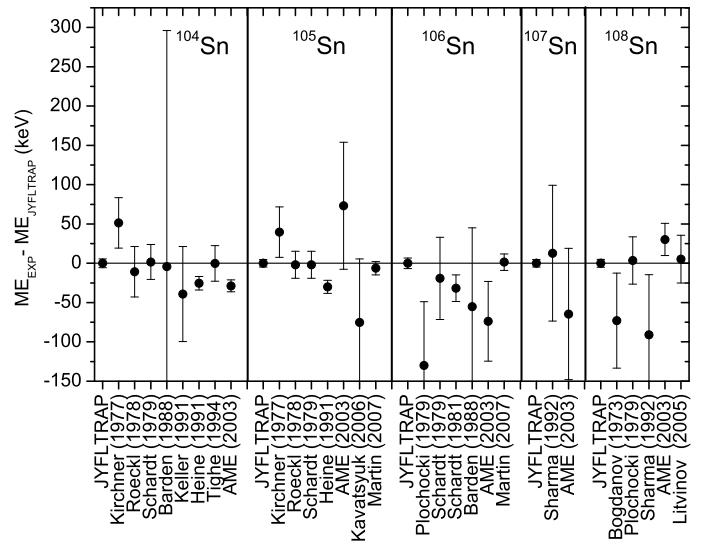


Fig. 4. JYFLTRAP mass excess values for Sn isotopes compared to other experiments. Beta [98–101], alpha [102–106], proton [107] and β -delayed proton decay [108] energies have been used with the latest mass values obtained at JYFLTRAP whenever possible. Direct mass measurements performed at SHIPTRAP [90] for $^{105,106}\text{Sn}$, and at ESR for ^{108}Sn [109] as well as the values based on the mass ratios of $^{107}\text{Sn}/^{106}\text{Sn}$ and $^{107}\text{Sn}/^{108}\text{Sn}$ [110] are also shown in the figure. The AME03 values [52] deviate from the JYFLTRAP values of $^{104,106,108}\text{Sn}$.

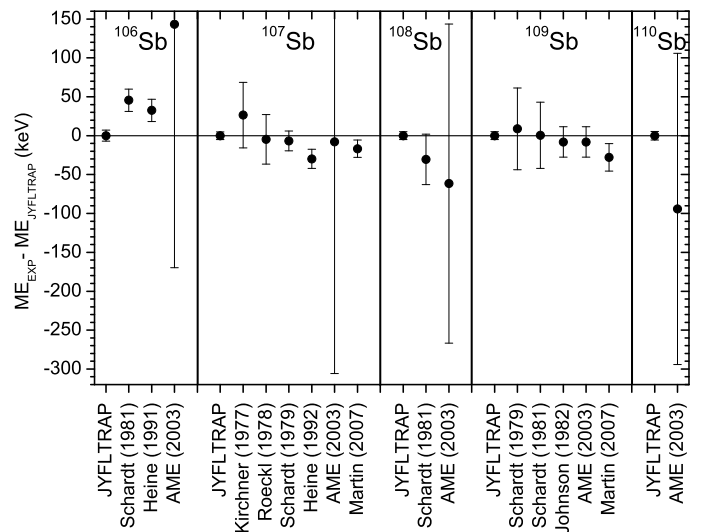


Fig. 5. JYFLTRAP mass excess values for Sb isotopes compared to other experiments. Beta [111] and alpha decay [102–104,106,112] energies have been combined with the latest JYFLTRAP values in the calculations. SHIPTRAP mass values for $^{107,109}\text{Sb}$ [90] deviate from the new JYFLTRAP values. The AME03 [52] mass values of $^{106-108,110}\text{Sb}$ are based only on extrapolations. The JYFLTRAP values agree with these AME03 values.

¹ The results from J. Fallis *et al.*, Phys. Rev. C (2011) on Nb, Mo, Tc, Ru, and Rh isotopes were published at proof stage, and thus could not be included here.

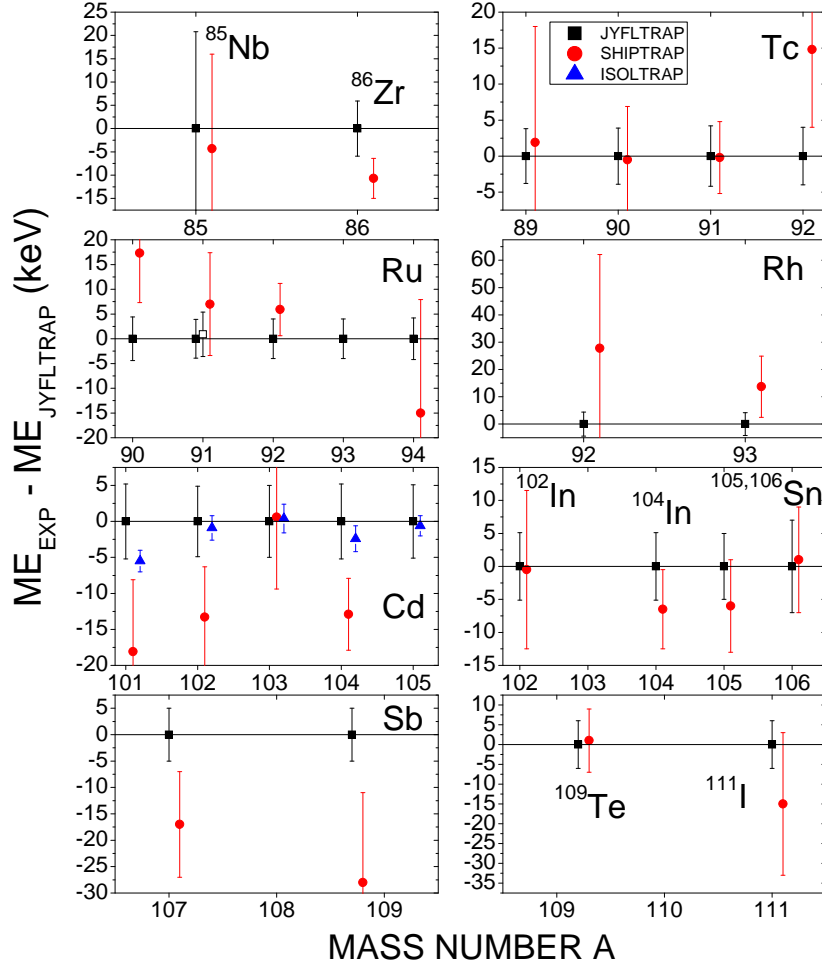


Fig. 3. (Color online) Differences between the JYFLTRAP mass excess values (black squares) and the values obtained at SHIPTRAP (red circles) [19,90] and ISOLTRAP (blue triangles) [17]. The error bars represent the original experimental uncertainties and not the uncertainties of the differences. The isomer or unknown level scheme corrections have not been applied for ^{92}Rh and ^{104}In in this figure. ^{91}Ru has been measured against ^{85}Rb (solid square) and ^{94}Mo (open square) at JYFLTRAP. The masses measured against Mo isotopes at JYFLTRAP have been corrected with the new molybdenum mass values from JYFLTRAP (for details, see a separate article in this special issue of Hyperfine Interactions).

^{104}In agree with the JYFLTRAP result but the α -decay energies from Refs. [102,105] differ from it. The AME03 value, which is mainly based on the α -decay energies, is significantly lower than the JYFLTRAP value.

^{105}Sn : The mass of ^{105}Sn can be determined from the Q_α -values of ^{109}Te [102–105]. The Q_α -values from Refs. [103,104] agree with the JYFLTRAP result but as in the case of ^{104}Sn the values from Refs. [102,105] differ: Q_α from Ref. [102] is around 40 keV smaller and the value from Ref. [105] is around 30 keV higher than the Q_α -value obtained with JYFLTRAP. The JYFLTRAP result agrees with the β -endpoint measurement of ^{105}Sn [100] and the SHIPTRAP value [90].

^{106}Sn : The Q_{EC} value of ^{106}Sn from Ref. [98], the Q_α value of ^{110}Te from Ref. [104] and the SHIPTRAP value [90] agree well with the result obtained at JYFLTRAP. However, the values based on the Q_{EC} value from Ref. [101] and the Q_α -value of ^{110}Te from Ref. [106] differ slightly

from the JYFLTRAP mass excess value for ^{106}Sn . As a result, the AME03 value differs from the JYFLTRAP value.

^{107}Sn : The mass of ^{107}Sn has earlier been based on the mass ratio measurement of ^{107}Sn to ^{106}Sn [110]. The mass value determined at JYFLTRAP agrees well with it.

^{108}Sn : The β -delayed proton-decay of ^{109}Te [108], the mass ratio of ^{108}Sn to ^{107}Sn [110], and the AME03 value [52] disagree slightly from the JYFLTRAP value. The result from the β -decay of ^{108}Sn [101] and the direct mass measurement performed at ESR [109] agree very well with JYFLTRAP. The differences between the JYFLTRAP and the AME03 mass excess values for ^{109}Te and ^{107}Sn explain why the mass excess values for ^{108}Sn derived from Refs. [108,110] differ from the AME03 value (see Fig. 4).

^{106}Sb : The mass of ^{106}Sb has been measured for the first time with JYFLTRAP and the result agrees with the extrapolation based on systematic trends in AME03 [52].

^{107}Sb : The mass of ^{107}Sb has been directly measured at SHIPTRAP [90]. The value differs from the JYFLTRAP

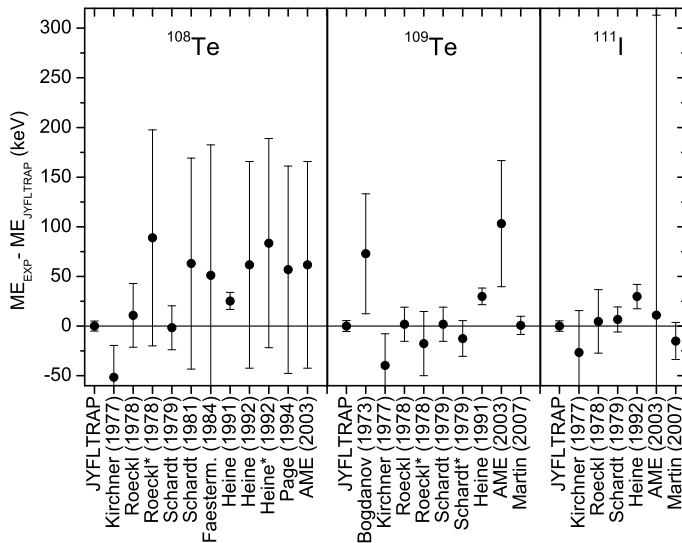


Fig. 6. JYFLTRAP mass excess values for Te and I isotopes compared to other experiments. Alpha [102–106, 112, 113], proton [112, 114] and β -delayed proton decay [108] energies have been used with the latest JYFLTRAP values in the calculations of the mass values. The SHIPTRAP measurements of ^{109}Te and ^{111}I [90] agree well with the JYFLTRAP data. The AME03 value [52] for ^{109}Te deviates from the JYFLTRAP data.

value by 17(12) keV. The mass can also be determined from the α -decay energies of ^{111}I [102–104, 112] and the mass of ^{111}I [3]. All α -decay results except the one from Ref. [112] agree with JYFLTRAP.

^{108}Sb : The mass of ^{108}Sb has been experimentally determined at JYFLTRAP for the first time. The obtained value agrees with the extrapolated value [52]. The mass can also be calculated from the Q_α of ^{112}I [106] and the mass of ^{112}I measured at SHIPTRAP [90]. The value agrees with the JYFLTRAP result.

^{109}Sb : The mass of ^{109}Sb has been measured at SHIPTRAP. The JYFLTRAP value differs from it by 28(18) keV. The β -endpoint energy of ^{109}Sb [111] and the α -decay energies of ^{113}I [104, 106] together with the mass of ^{113}I measured at SHIPTRAP [90] agree with JYFLTRAP

^{110}Sb : The mass of ^{110}Sb has been measured for the first time at JYFLTRAP. The mass excess value agrees with the extrapolated value of AME03 [52].

^{108}Te : The mass of ^{108}Te can be determined in several ways. Firstly, the experimental Q_α -values of ^{108}Te [102–105] and the mass excess of ^{104}Sn yield similar agreements and disagreements as for ^{104}Sn for which the mass excess values were derived from these same Q_α values and the mass excess of ^{108}Te . Secondly, the Q_α -values of ^{112}Xe [103, 106, 112, 113] and the AME03 value for ^{112}Xe can be used to estimate the mass of ^{108}Te . These values agree with the JYFLTRAP result. Thirdly, the proton decay data of ^{109}I [112, 114] combined with the AME03 value for ^{109}I agree with the JYFLTRAP measurement.

^{109}Te : The mass of ^{109}Te has previously been measured at SHIPTRAP [90] and the values agree with the JYFLTRAP results. It can also be derived from the Q_α -

values of ^{109}Te [102–105] with the ^{105}Sn mass excess value, Q_α -values of ^{113}Xe [103, 104] with the ^{113}Xe mass measured at SHIPTRAP, and from the β -delayed proton data of ^{109}Te [108] and the mass of ^{108}Sn . Of these results, only Refs. [103, 104] agree with JYFLTRAP. The AME03 value [52] based mainly on Ref. [108] is significantly higher than the JYFLTRAP mass excess value.

^{111}I : The mass of ^{111}I has also been measured at SHIPTRAP [90] and it agrees with JYFLTRAP. It can also be determined from the Q_α -values of ^{111}I [102–104, 112] with the mass of ^{107}Sb . The measurements agree with the present data except for the result from Ref. [112].

3.5 Energy systematics: S_p , Q_α , and S_{2p} values

Proton separation energies (S_p) are important for the calculations of proton-capture rates and for the modeling of the astrophysical rp - or νp -processes, since the proton capture rates and obtained abundances depend exponentially on the S_p values. At JYFLTRAP, the mass excesses for both the (A, Z) and $(A - 1, Z - 1)$ nuclides, and thus the S_p values, have been determined for 41 nuclides. The measured masses have an impact on altogether 138 S_p values. For ^{56}Ni , ^{57}Cu , ^{59}Zn , and ^{60}Zn , a sub-keV precision in the proton separation energy has been achieved by using the $(A - 1, Z - 1)$ nuclide as a reference in the mass measurement. Figure 7 shows a comparison of the S_p values calculated entirely from JYFLTRAP masses with the values of AME03.

The biggest deviations in the proton separation energies compared to the AME03 values are found for Nb, Tc, Zr and Mo isotopes (see Table 3). In addition, the S_p values of ^{58}Cu , ^{59}Zn , ^{60}Zn , ^{88}Nb , ^{104}In , and ^{109}Sb differ slightly from AME03 (see Fig. 7). The deviations to the AME03 values are $-3.5(26)$, $50(40)$, $15(11)$, $-100(100)$, $-110(90)$, and $40(30)$ keV, respectively. For the proton separation energies, for which either the mass of the (A, Z) or $(A - 1, Z - 1)$ nuclide has been determined at JYFLTRAP, the values for ^{82}Zr , ^{84}Nb , ^{89}Ru , ^{91}Rh , ^{93}Pd , and ^{95}Ag are partly based on extrapolated AME03 values, and thus, new experimental data may change those values dramatically. In addition, the S_p values for ^{62}Cu , ^{63}Zn , $^{82-83}\text{Y}$, ^{86}Zr , and $^{106,108}\text{Sn}$ disagree with the AME03 values. In the lighter mass region, the S_p values for $^{23,26}\text{Al}$, $^{26-27}\text{Si}$, ^{31}S , ^{34}Cl , ^{42}Ti , and ^{46}V differ from the AME03 values.

In the SnSbTe region, α separation energies become sufficiently small for α decay to become energetically possible, and for (p, α) and (γ, α) reactions to play an important role in astrophysical environments. Q_α values are therefore needed. The Q_α values of $^{108,109}\text{Te}$ and ^{111}I have been precisely determined at JYFLTRAP by measuring the masses of the corresponding mother and daughter nuclides (see Table 4). The JYFLTRAP Q_α value for ^{108}Te is significantly lower than in AME03. By combining the results of JYFLTRAP [3, 41] with SHIPTRAP [90], also the Q_α values for $^{105-108}\text{Sn}$ and $^{106-109}\text{Sb}$, $^{110-112}\text{Te}$, $^{112-113}\text{I}$, and ^{113}Xe have been obtained. For these Q_α val-

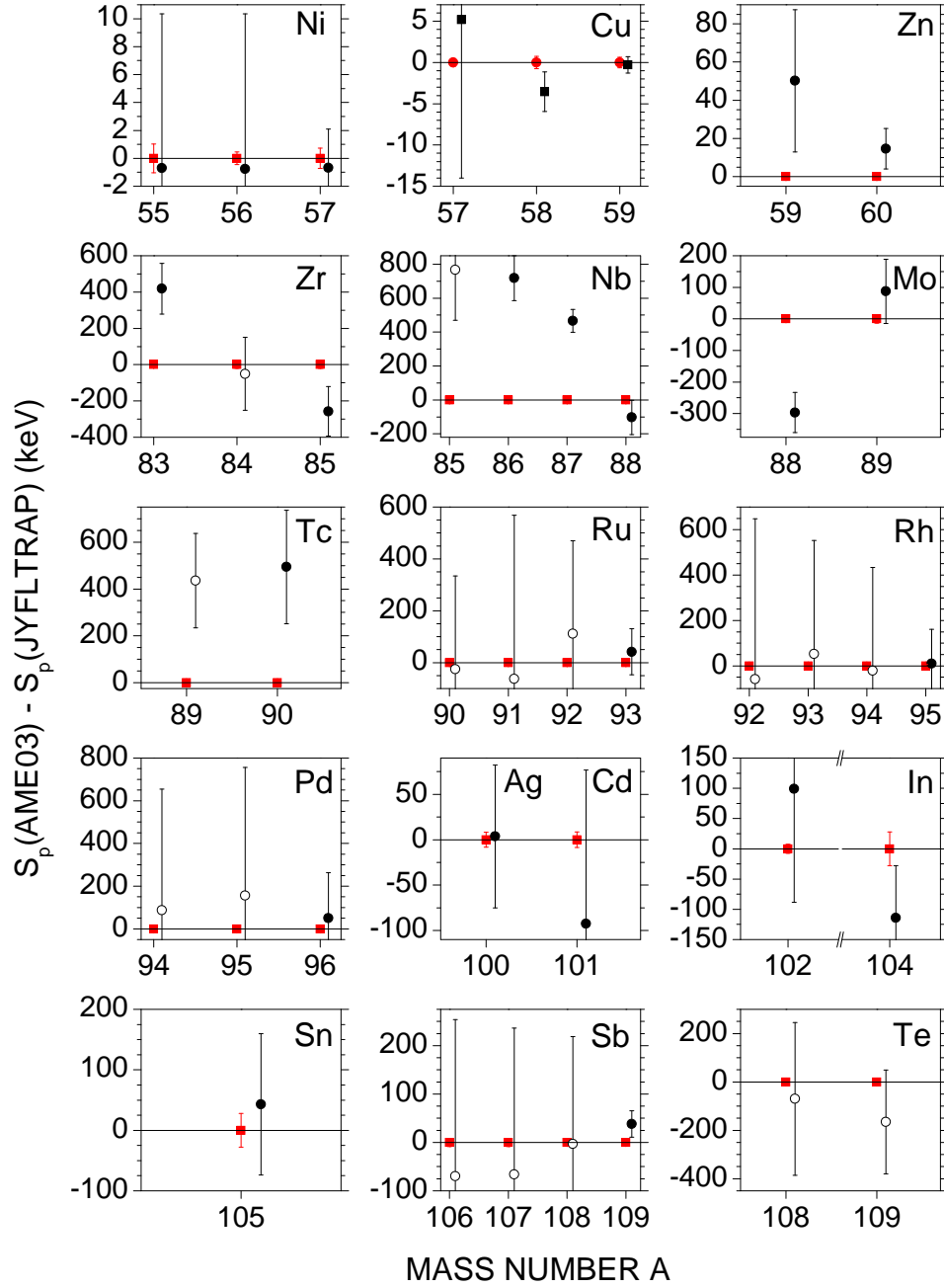


Fig. 7. (Color online) A comparison of proton separation energies measured at JYFLTRAP (masses both for (A, Z) and $(A - 1, Z - 1)$ measured) to the values from AME03 [52]. The JYFLTRAP values are shown as red squares, the AME03 values as black circles and the extrapolated values in AME03 by open black circles. The uncertainty of the JYFLTRAP S_p value is in many cases much smaller than the size of the red square.

ues, deviations to AME03 are found for ^{108}Sn , ^{109}Sb , and $^{110-112}\text{Te}$.

Two-proton separation energies S_{2p} plotted against the proton number Z often show continuous and smooth behavior over several isotopes. Deviations from the trend reflect possible subshell or shell closures or an onset of deformation. The shell closure at $Z = 50$ is seen in Fig. 8, where two-proton separation energies obtained at JYFLTRAP (combined with the Penning trap data from Refs. [17,90]) are plotted against proton number Z : the

energies fall down steeply at $Z = 50$. The trend is very similar to the AME03 values for the isotonic chains above $N = 47$. Below $N = 47$, the isotonic chains lie at lower energies than in AME03, since the mass excess values of Nb, Mo and Tc isotopes have been too low in AME03. In addition, these lines are steeper when proceeding towards more proton-rich nuclides. The new Penning trap measurements have shown that these nuclides are less proton bound than in AME03.

Table 3. Largest observed differences (in keV) to the AME03 proton separation energies at JYFLTRAP. For the nuclides marked with ^a, the $Z - 1$ nuclide has not been measured at JYFLTRAP and AME03 has been adopted. The mass excesses for the nuclides marked with ^b have been adopted from AME03 but the corresponding $Z - 1$ nuclides have been measured with JYFLTRAP. ‘#’ denotes that the used AME03 value is based on extrapolations. The big deviations for ^{86,87}Mo and ⁸⁸Tc vanish when the new mass values from Ref. [115] are adopted.

Nuclide	S_p (keV)	$S_{p,lit.}$ [52] (keV)	$S_p - S_{p,lit.}$ (keV)
⁸¹ Y ^a	2692(9)	3000(60)	-310(60)
⁸⁴ Y ^a	4418(23)	4650(90)	-230(100)
⁸² Zr ^b	5770(230)#	5460(230)#	310(320)#
⁸³ Zr	5137(9)	5560(140)	-420(140)
⁸⁵ Zr	6538(21)	6280(140)	260(140)
⁸⁴ Nb ^b	3260(300)#	2710(310)#	550(430)#
⁸⁵ Nb	2178(22)	2950(300)#	-770(300)#
⁸⁶ Nb	3248(8)	3970(130)	-720(130)
⁸⁷ Nb	3201(9)	3670(70)	-470(70)
⁸⁶ Mo ^b	5540(440)	4700(490)	840(660)
⁸⁷ Mo ^b	5850(220)	5160(240)	690(330)
⁸⁸ Mo	6102(8)	5810(60)	300(60)
⁸⁸ Tc ^a	1270(240)	2300(300)#	-1030(380)#
⁸⁹ Tc	1997(6)	2430(200)#	-440(200)#
⁹⁰ Tc	2998(6)	3490(240)	-500(240)
⁸⁹ Ru ^b	5120(510)#	4090(540)#	1030(740)#
⁹¹ Rh ^b	1510(400)#	1090(500)#	420(640)#
⁹³ Pd ^b	3990(400)#	3630(570)#	360(700)#
⁹⁵ Ag ^b	1290(400)#	1040(570)#	250(700)#

Table 4. Q_α values from JYFLTRAP mass measurements [3, 41] combined with the SHIPTRAP results [90], and comparison to the literature values [52]. Only alpha decays for which both the mother and daughter have been measured at JYFLTRAP and/or SHIPTRAP and at least either of them has been measured at JYFLTRAP have been taken into account.

Nuclide	Q_α (keV)	$Q_{\alpha,lit}$ (keV)	$Q_\alpha - Q_{\alpha,lit}$ (keV)
¹⁰⁵ Sn	74(5)	60(170)	14(170)
¹⁰⁶ Sn	-116(6)	-170(60)	54(60)
¹⁰⁷ Sn	-286(6)	-350(80)	62(90)
¹⁰⁸ Sn	-527(6)	-491(22)	-36(23)
¹⁰⁶ Sb	1795(9)	1950(330)#	-155(340)
¹⁰⁷ Sb	1558(10)	1520(300)#	38(300)
¹⁰⁸ Sb	1309(7)	1170(220)#	139(220)
¹⁰⁹ Sb	963(11)	797(26)	166(28)
¹⁰⁸ Te	3416(8)	3445(4)	-29(9)
¹⁰⁹ Te	3198(6)	3230(50)	-32(50)
¹¹⁰ Te	2696(9)	2723(16)	-27(19)
¹¹¹ Te	2500(8)	2670(110)	-170(110)
¹¹² Te	2079(10)	2310(170)	-231(170)
¹¹¹ I	3265(7)	3280(50)	-15(50)
¹¹² I	2956(10)	2990(50)	-34(50)
¹¹³ I	2708(10)	2710(50)	-2(50)
¹¹³ Xe	3085(9)	3090(50)	-5(50)

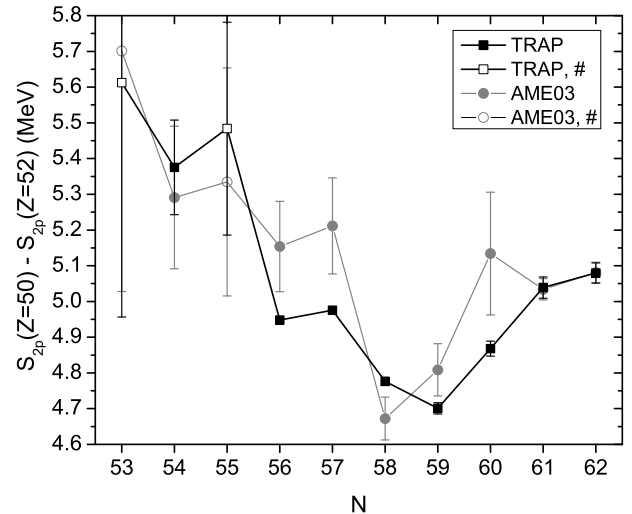


Fig. 9. Proton shell-gap energies at $Z = 50$ determined from two-proton separation energies. Recent Penning trap data from JYFLTRAP [3, 41], SHIPTRAP [90], and ISOLTRAP [17] have been adopted whenever possible. The ‘TRAP’ data cover the values where at least one data set comes from a Penning-trap measurement and the missing data have been adopted from AME03. The ‘AME03’ data points are based only on AME03. ‘#’ marks that the used AME03 value is based on extrapolations.

After the JYFLTRAP masses for ⁸³Zr and ⁸⁵Nb had been determined, the S_{2p} for ⁸⁵Mo ($Z = 42$, $N = 43$, blue symbol) and ⁸⁷Tc ($Z = 43$, $N = 44$, red symbol) obtained with the AME03 masses for ⁸⁵Mo and ⁸⁷Tc show an extreme deviation from the systematic trend in their respective isotonic chains (blue line for $N = 43$ and red line for $N = 44$). The masses of ⁸⁵Mo and ⁸⁷Tc have then been measured at SHIPTRAP and big deviations of 1590(280) keV and 1430(300) keV from AME03 have been found [115]. When the SHIPTRAP values are adopted, the S_{2p} values follow largely the systematic trend (see Fig. 8).

The strong deviations between AME03 and new mass measurements in this region, and in particular the observed dramatic change in systematic trends and the disappearance of irregularities when using new Penning trap masses casts doubt on the remaining AME03 masses and the resulting AME03 S_{2p} trends in this region. More mass measurements towards more exotic isotones are urgently needed to verify or correct the AME03 data. Such measurements would also be important to show whether the linear trend in S_{2p} values continues or whether there are indications of deformation. For example, in-beam gamma spectroscopy experiments have shown that almost all nuclei from krypton ($Z = 36$) to niobium ($Z = 41$) have permanent deformation when $N < 44$ [116].

Mass measurements around ¹⁰⁰Sn offer a possibility to determine the $Z = 50$ proton shell-gap energy $E_{gap,Z=50}$ from two-proton binding energies: $E_{gap,Z=50} = S_{2p}(Z = 50) - S_{2p}(Z = 52)$ (see Fig. 9). Penning trap mass measurements performed at JYFLTRAP [3, 41], SHIPTRAP [90], and ISOLTRAP [17] improve the precisions of the shell-gap energies a lot and reveal deviations from the

resonant rate for the $^{22}\text{Na}(p, \gamma)^{23}\text{Mg}$ reaction has not been investigated.

^{26}Al is produced in a so-called MgAl cycle: $^{24}\text{Mg}(p, \gamma)^{25}\text{Al}(\beta^+)^{25}\text{Mg}(p, \gamma)^{26}\text{Al}_{g.s.}(\beta^+)^{26}\text{Mg}(p, \gamma)^{27}\text{Al}(p, \alpha)^{24}\text{Mg}$. The production of $^{26}\text{Al}_{g.s.}$ can be bypassed via $^{25}\text{Al}(p, \gamma)^{26}\text{Si}(\beta^+)^{26}\text{Al}^m(\beta^+)^{26}\text{Mg}$. Therefore, the rate for the proton capture reaction $^{25}\text{Al}(p, \gamma)^{26}\text{Si}$ is extremely important to constrain the model [117]. The JYFLTRAP mass value of ^{26}Si results in a 3.7(31) keV lower proton separation energy for ^{26}Si than in AME03 [52]. This changes the calculated stellar reaction rates of $^{25}\text{Al}(p, \gamma)^{26}\text{Si}$ by about 10 % [33] compared to the rates calculated with the values from Ref. [119].

The reaction $^{30}\text{P}(p, \gamma)^{31}\text{S}$ plays a crucial role governing the flow towards ^{32}S and heavier species in novae [11, 117]. At ^{30}P , the reaction flow has to proceed either via $^{30}\text{P}(p, \gamma)^{31}\text{S}(p, \gamma)^{32}\text{Cl}(\beta^+)^{32}\text{S}$ or via $^{30}\text{P}(p, \gamma)^{31}\text{S}(\beta^+)^{31}\text{P}(p, \gamma)^{32}\text{S}$. The $^{30}\text{P}(p, \gamma)^{31}\text{S}$ rate also has an effect on the ^{30}Si abundance [11]. The lower the proton capture rate, the more favorable is the β^+ decay of ^{30}P and more ^{30}Si is produced. A more accurate reaction rate and ^{30}Si abundance (or $^{30}\text{Si}/^{28}\text{Si}$ abundance ratio) helps in the identification of presolar grains with a possible nova origin [120]. The proton separation energy obtained at JYFLTRAP [27] is 2.1(16) keV lower than the adopted value [52]. Although the difference is quite small, it has an effect on the calculated reaction rate of $^{30}\text{P}(p, \gamma)^{31}\text{S}$ which has been studied for example in Refs. [121–124].

Although in both cases the impact on the reaction rates is small, and there are much larger uncertainties from poorly known excited states, the measurements are a step towards more reliable rates that will be of particular importance once resonance parameters have been measured in future experiments. More importantly however, precise masses are essential for carrying out planned direct reaction rate measurements at radioactive beam facilities. Such experiments inherently suffer from limited beam intensities and resonance energies must be known precisely to make experiments feasible.

4.2 νp -process

The astrophysical νp -process has been suggested to occur in supernovae and possibly in gamma-ray bursts where proton-rich ejecta are created by strong neutrino fluxes [6, 7]. In principle it proceeds similarly to the rp -process as a sequence of proton captures and β^+ decays but the flow towards heavier elements is accelerated via fast (n, p) reactions bridging the slow β^+ decays along the path of the rp -process. The neutrons needed for the (n, p) reactions are created by antineutrino absorptions on protons. Nuclei with mass numbers $A > 64$ are produced in the νp -process, which has been proposed to be a candidate for the origin of solar abundances of light p nuclei $^{92,94}\text{Mo}$ and $^{96,98}\text{Ru}$ [6].

The νp process has been modeled with the JYFLTRAP mass values [19, 40] in Ref. [19]. The JYFLTRAP mass excess value for ^{88}Tc was found to be 1031(218) keV higher than in AME03 [52]. The heavier ^{88}Tc means a lower

proton separation energy for ^{88}Tc , which increases the reaction rate of $^{88}\text{Tc}(\gamma, p)^{87}\text{Mo}$ and suppresses the flow through $^{87}\text{Mo}(p, \gamma)^{88}\text{Tc}$. The main reaction flow to nuclei with $A > 88$ proceeds then through $^{87}\text{Mo}(n, p)^{87}\text{Nb}(p, \gamma)^{88}\text{Mo}(p, \gamma)^{89}\text{Tc}$. The stronger reaction flow through $^{87}\text{Mo}(n, p)^{87}\text{Nb}$ and a higher abundance of ^{87}Nb enables also a flow through $^{87}\text{Nb}(n, p)^{87}\text{Zr}$ which is seen in the abundance pattern as increased abundance of ^{87}Sr [19].

A recent mass measurement of ^{87}Mo [115] revealed a deviation of 810(220) keV to the AME03 value. With the new mass values for ^{87}Mo [115] and ^{88}Tc [19], the proton separation energy of ^{88}Tc is in agreement with the AME03 value: the difference is 220(320) keV. This obviously changes the modeling results and further demonstrates the importance of accurate mass measurements.

Another example for the impact of the new mass values is ^{90}Tc . The average mass measured at JYFLTRAP and SHIPTRAP [19] is 486(240) keV higher than the AME03 value based on the β -decay energies. A lower proton separation energy increases the reaction rate of $^{90}\text{Tc}(\gamma, p)^{89}\text{Mo}$ slightly. This, in turn, shifts some abundance from the $A = 90$ chain into the $A = 89$ chain and shows up in the abundance pattern as a decrease for ^{90}Zr [19].

The νp -process has been proposed to be a candidate for the origin of the solar abundances of the light p nuclei $^{92,94}\text{Mo}$ and $^{96,98}\text{Ru}$ [6]. Of special interest is the relative production of ^{92}Mo and ^{94}Mo governed by the proton separation energy of ^{93}Rh . The more proton-bound ^{93}Rh , the more ^{94}Pd , and in the end, more ^{94}Mo will be produced. In order to obtain the observed solar abundance ratio of ^{92}Mo and ^{94}Mo in current νp -process models it has been suggested that the proton separation energy of ^{93}Rh should be very close to 1.65 MeV [125]. The JYFLTRAP and SHIPTRAP mass measurements [19] yield a proton separation energy $S_p = 2001(5)$ keV in agreement with the result from the Canadian Penning Trap $S_p = 2007(9)$ keV [21]. However, the experimental results disagree with the value needed for solar $^{92}\text{Mo}/^{94}\text{Mo}$ ratio in supernova outflows. This suggests that supernova outflows do not exclusively produce both molybdenum isotopes or that the winds are qualitatively different from the current supernova models [125].

The impact on mass variations on the abundances and production path of the νp -process have been investigated in Ref. [20]. There, ^{93}Pd , ^{100}Cd , and ^{101}In were found to have highest influence on the final abundances and path. In addition, varying the mass excess of ^{80}Zr by 2σ has a huge impact on the νp -process modeling due to large experimental mass uncertainty of ^{80}Zr (1490 keV) [20]. These nuclides will be searched for at IGISOL-4.

4.3 rp -process

Explosive hydrogen burning at temperatures in excess of 10^8 K via the rp -process was first introduced in Ref. [1]. An astrophysical site where such burning occurs are x-ray bursts and, to a limited extent, novae. In this rp -process [1, 2], the rapid proton captures on seed nuclei or on the

products of helium burning lead to production of heavier elements. Proton captures will proceed until they are inhibited by a low or negative Q value, which leads to substantial (γ, p) photodisintegration. At those points, the rp -process has to wait for a much slower β^+ decay to happen. If the half-life of the β -decaying nucleus is particularly long the nucleus is called a waiting point.

Nuclear masses are relevant for the modeling of the rp -process due to the exponential dependence of effective waiting-point lifetimes on binding energy differences. The isotonic abundance ratios are exponentially dependent on proton separation energies as shown by the Saha equation (see e.g. Ref. [16]). The impact of mass uncertainties on the rp -process has been studied for example in Refs. [15, 20]. In Ref. [15], a list of nuclides whose masses should be measured in order to more reliably model the rp -process in x-ray bursts was given. From that list, the masses of ^{106}Sb and ^{107}Sb have already been determined at JYFLTRAP [3], and interesting (but also experimentally challenging) candidates for future mass measurements at JYFLTRAP are ^{31}Cl , ^{56}Cu , ^{61}Ga , $^{83,84}\text{Nb}$, ^{86}Tc , ^{89}Ru , ^{90}Rh , ^{99}In , ^{96}Ag , ^{97}Cd , and ^{103}Sn .

The impact of mass variations on the light-curve, the final abundances (ashes) and path of the rp -process in x-ray burst was modeled in Ref. [20]. ^{94}Ag , ^{93}Pd , and ^{91}Rh were found to have highest influence on the nucleosynthesis modeling. In particular, the reaction $^{93}\text{Pd}(p, \gamma)^{94}\text{Ag}$ has the strongest effect on the simulation of x-ray burst lightcurve. The sensitivity of the flow ratio between ^{93}Pd and ^{94}Ag is an indication of forward and backward flows of similar order of magnitude, and thus, suggests that ^{93}Pd is a waiting point [20]. JYFLTRAP aims to measure the masses of ^{93}Pd and ^{94}Ag in future.

4.3.1 Doubly-magic waiting point ^{56}Ni

The typical duration of an x-ray burst is 10 – 100 s. ^{56}Ni decays under terrestrial conditions mainly by electron capture. Electron densities during the rp -process are much smaller than in atoms, leading to a very long half-life of the order of at least 10 h [126, 127] making ^{56}Ni essentially stable for typical rp -process timescales. Because of its doubly magic character the proton capture Q value of ^{56}Ni is relatively low, making it a potentially unique rp -process waiting point that cannot be overcome by β^+ decay. Indeed, historically ^{56}Ni was considered as an endpoint of the rp -process [1]. However, with modern nuclear masses the proton capture Q value is sufficiently high that ^{56}Ni only becomes a waiting point for temperatures in excess of around 2 GK [2, 128]. Nevertheless, such temperatures are reached in some x-ray burst models, leading to a temporary stalling of the rp -process. The onset of processing beyond ^{56}Ni during the cooling of the burst depends sensitively on the exact Q value for the ^{56}Ni proton capture. This Q value has been directly measured at JYFLTRAP by using ^{56}Ni as a reference for ^{57}Cu in the mass measurement. In this way, the accuracy of the proton-capture Q value was improved from 695(19) keV [52] to 689.69(51) keV [38].

Since the calculated resonant reaction rate to a state at an energy E_x is exponentially dependent on the resonance energies $E_r = E_x - Q_{p,\gamma}$, the uncertainty of the proton capture Q value has a large effect on the uncertainty of the $^{56}\text{Ni}(p, \gamma)$ reaction rate. With the new Q value, a factor of four in the uncertainty of the reaction rate at temperatures around 1 GK shown in Ref. [128] is removed and the new rate is a little higher than the one calculated with the old Q value. The new Q value supports the conclusions of Ref. [128] that the lifetime of ^{56}Ni against proton capture is much shorter than in the previous works. This reduces the minimum temperature required for the rp -process to proceed beyond ^{56}Ni . This temperature threshold coincides with the temperature for the break out of the hot CNO cycles with the rates of Ref. [128]. Therefore, the rp -process can always proceed beyond ^{56}Ni provided sufficient amount of hydrogen are present.

4.3.2 Quenching of the SnSbTe cycle

The JYFLTRAP value for the proton separation energy of ^{106}Sb , $S_p = 424(8)$ keV, disagrees considerably with the value $S_p = 930(210)$ keV [129] based on the alpha-decay energies and the mass of ^{114}Cs determined from its β -delayed proton decay. The value of Ref. [129] has been considered erroneous already in AME03 [52], where an extrapolated value of $S_p = 360(320)\#$ keV agreeing with JYFLTRAP is given for ^{106}Sb . The consequences of the new proton separation energies of ^{106}Sb and other nuclides in the SnSbTe region at JYFLTRAP, have been investigated in Ref. [3] with the same one-zone model as in Ref. [130]. In Ref. [130], ^{105}Sb was found proton unbound with $S_p(^{105}\text{Sb}) = -356(22)$ keV based on α -decay energies and the dependence of the branching into the SnSbTe cycle was plotted against the proton decay Q value. Due to proton-unbound $^{104,105}\text{Sb}$ the rp -process has to proceed along the tin isotopes to ^{105}Sn . There, the proton capture probability depends on its $Q_{(p,\gamma)}$ value, in other words, on the proton separation energy of ^{106}Sb . With the new JYFLTRAP value for $S_p(^{106}\text{Sb})$, only 3 % of the reaction flow branches into the SnSbTe cycle at ^{105}Sn , thus considerably attenuating the cycling via the chain $^{105}\text{Sn} - ^{106}\text{Sb} - ^{107}\text{Te} - ^{103}\text{Sn} - ^{103}\text{In} - ^{104}\text{Sn} - ^{104}\text{In} - ^{105}\text{Sn}$.

The proton-separation energy of ^{107}Sb is also quite low, 588(7) keV, and only 13 % branching to the SnSbTe cycle is found at ^{106}Sn . Since the β -decay half-life of ^{106}Sn is long (2.1 min), it inhibits further processing towards ^{107}Sn and ^{108}Sb , although the proton separation energy of ^{108}Sb (1222(8) keV) would be high enough for branching into the SnSbTe cycle.

Previous rp -process calculations had assumed there is a strong SnSbTe cycle where proton captures on ^{105}Sn and ^{106}Sb lead to ^{107}Te , which then α decays back to ^{103}Sn creating helium and cycling the matter between Sn, Sb and Te isotopes. This cycle resulted in a large accumulation of the longest-lived isotope in the SnSbTe cycle, ^{104}Sn . This was also seen in the final composition of the burst ashes where ^{104}Pd was the most abundant element.

With the new JYFLTRAP mass values the SnSbTe cycle develops closer to stability and requires therefore longer processing to be reached. Model calculations indicate that even under the most favorable conditions it is unlikely that a substantial SnSbTe cycle can develop in an x-ray burst. As a result, the final composition of the ashes is characterized by a much broader distribution of ^{68}Zn , ^{72}Ge , ^{104}Pd , ^{105}Pd , and residual helium with comparable abundances. The absence of a strong SnSbTe cycle also reduces late-time ^4He production, which reduces the late-time boost of hydrogen consumption and the associated rise in energy production. This leads to slightly longer, less luminous tail. However, the effect is small since the Sn isotopes are reached at a very late stage in the burst. The quenching of the SnSbTe cycle leads also to a reduction of residual ^4He and ^{12}C .

Although the masses needed to constrain the reaction flow in the SnSbTe cycle are now mostly well-known, uncertainties remain in the proton-capture rates on the antimony isotopes, in particular ^{105}Sb and ^{106}Sb . It has been estimated that the proton-capture rate uncertainties vary up to a factor of 3 close to stability and the uncertainties far from stability might be larger [131]. For example, the $^{106}\text{Sb}(p, \gamma)$ rate calculated with the code from Ref. [132] is about a factor of 4 larger than the NON-SMOKER [133] rate used in Ref. [3].

4.3.3 rp -process modeling with updated masses

To explore the impact of recent Penning trap mass measurements, including the JYFLTRAP measurements, on the rp -process in x-ray bursts, and to explore the impact of remaining uncertainties, we carried out model calculations with the one-zone x-ray burst model from [20, 134]. Models employing the one-zone approximation reproduce the composition of the burst ashes and some general features of the burst light curve quite well, and at the same time allow to explore the impact of variations in the nuclear physics input in a computationally efficient way. The impact of mass uncertainties on x-ray burst models has been studied before using the post-processing approximation [15], which neglects the impact of modified nuclear physics on energy generation. Other work has been based on the same model employed here, but masses were varied within quoted $1\text{-}\sigma$ errors in a random way [20].

Here we choose a different approach with the goal to illustrate the maximum possible impact that mass uncertainties can have on burst model predictions. To that end, we carry out two calculations for each set of masses, one where all proton capture Q values are simultaneously increased by 3σ , and one where they are all simultaneously decreased by 3σ . 3σ might seem like a large variation. However, for the Penning-trap mass measurements, error bars are so small that even a 3σ variation has no significant effect on the model. On the other hand, for theoretically predicted masses, for example from Coulomb shifts, or for masses determined with other experimental methods, such as β -endpoint measurements, systematic errors make such large deviations more likely than they might appear based

on a Gaussian probability distribution. In addition, the effects of masses on the rp -process can be highly non-linear. Changes in the observables for 1σ mass variations can therefore not simply be scaled to estimate the impact of large variations due to systematic errors. Previous sensitivity studies therefore likely underestimated the impact of mass uncertainties and have probably not identified all critical masses. Our study is therefore complementary to previous approaches - while it is not intended to provide statistically correct error bars for observables, it will identify all possible mass uncertainties and provide an envelope for observables that takes into account non-linearities and the possibility of systematic, non-Gaussian errors.

We ran calculations with three sets of masses: AME03, AME10, and NOJYFL. AME03 includes experimental and extrapolated masses from AME03, and uses Coulomb Shifts [135] to calculate the masses of more exotic nuclei with $Z > N$. AME10 uses in addition all Penning trap mass measurements in the rp -process region that have been published through 2010 (see Fig. 1). Recently published results [79, 115, 136] were not included in the calculations. NOJYFL is similar to AME10 but we removed all masses that have been measured by JYFLTRAP to illustrate the impact of the JYFLTRAP program.

The rp -process reaction paths for the AME10 upper and lower proton capture Q values are shown in Fig. 10. Clearly, current mass uncertainties still allow for very large changes in the reaction paths. For the low Q values the path below ruthenium is shifted by one mass unit, above ruthenium by 2 mass units closer to stability. With the low Q values the ^{80}Zr waiting point is completely bypassed as the reaction flow proceeds towards stability in the yttrium isotopic chain. While JYFLTRAP mass measurements have made the formation of a SnSbTe cycle much more unlikely, the high Q -value calculation does develop such a cycle at ^{103}Sn because of the large uncertainties ($300\#$ keV and $360\#$ keV) that still exist for the ^{103}Sn and ^{104}Sb masses. While a significantly proton bound ^{104}Sb , which would be required to form a SnSbTe cycle, seems unlikely given the trend of the measured proton separation energies of less neutron-deficient Sb isotopes, tentative experimental results indeed hint at ^{104}Sb not being a fast proton emitter [130].

Fig. 11 demonstrates that the burst light curve can be influenced dramatically by nuclear masses. At the extreme of very high Q values, the major waiting points can be bypassed efficiently and processing towards heavy nuclei during the burst cooling phase when the luminosity is decreasing is greatly accelerated leading to a significant increase in energy generation, and fast exhaustion of fuel. The result is the development of a shoulder in the light curve during the early cooling phase, and a second peak in the burst profile after about 70 s. On the other hand, very low Q values increase photodisintegration, which hampers proton capture and results in a slower rp -process closer to stability. As a consequence, energy is generated at a reduced rate, but for a longer time leading to a very long burst tail lasting about 5 minutes past the initial burst peak. Clearly Penning trap mass measurements since 2003




Fig. 10. The rp -process reaction flows corresponding the AME10 upper ($+3\sigma$) (top) and lower (-3σ) proton capture Q values (bottom). Plotted are net flows of $>10\%$ (thick solid line), $1\%-10\%$ (thin solid line), and $0.1\%-1\%$ (dashed line) of the flow through the 3α reaction. Note that flows for (p,γ) reactions are numerically not accurate for cases of (p,γ) - (γ,p) equilibrium near the proton drip line.

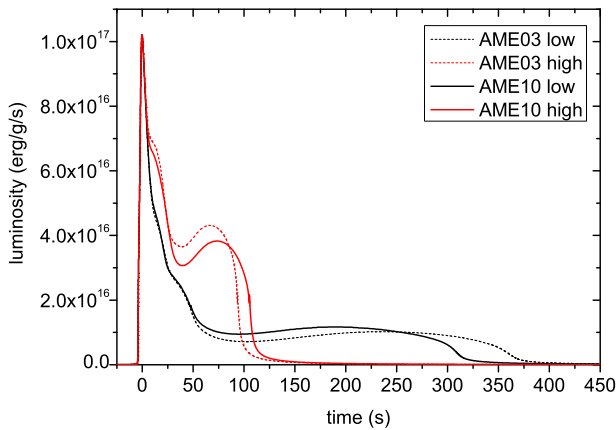


Fig. 11. (Color online) Calculated emitted luminosity as a function of time during an x-ray burst. The burst light curve is based on proton-capture Q values from (i) AME03 values varied 3σ up (AME03 high, red dashed line) or down (AME03 low, black dashed line) and (ii) AME10 values (including all new Penning trap measurements before 2011) varied 3σ up (AME10 high, red solid line) or down (AME10 low, black solid line).

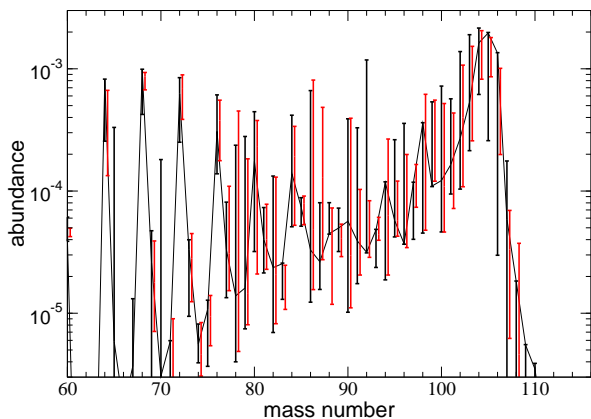


Fig. 12. (Color online) Final abundance (mass fraction divided by mass number) distribution as a function of mass number for an x-ray burst for data sets AME03 and AME10. The vertical bars represent the variation of the abundances obtained with upper ($+3\sigma$) and lower (-3σ) proton-capture Q values. The left part of the data pairs belongs to AME03 (black) and the right part to AME10 (red).

have not yet reached the majority of rp -process masses and do reduce the uncertainty only somewhat. It should be noted that the systematic AME03 mass extrapolations play an important role in the model calculations. These extrapolations were based on the AME03 experimental data sets. Mass measurements since 2003 would likely lead to improved extrapolations and more reliable burst calculations. This effect is not included here, and its exploration needs to wait for the publication of the next Atomic Mass Evaluation.

Figs. 12 and 13 illustrate corresponding variations in the final composition of the ashes. The composition is given as a function of mass number, as the ashes decay

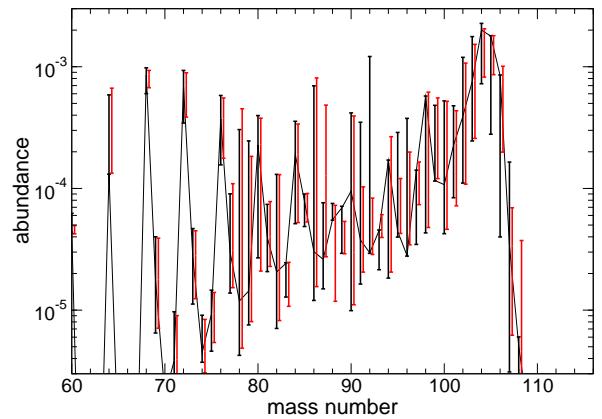


Fig. 13. (Color online) Same as Fig. 12 but for x-ray burst calculations with AME10 and NOJYFL. The left part of the data pairs belongs to NOJYFL (black) and the right part to AME10 (red).

along a mass chain until the first stable isotope is reached. Clearly significant variations up to an order of magnitude are possible, but not more. For many mass numbers, the maximum variations are much smaller. Among the important most abundant isotopes in the ashes, Penning trap mass measurements since 2003 had the largest impact on the $A = 68, 91, 92, 105, 106$ isobars where uncertainties in the final abundance were drastically reduced (see Fig. 12). The JYFLTRAP mass measurements had a major impact on all of these, with the exception of $A = 68$ (see Fig. 13). The reduction of the $A = 92$ abundance uncertainty is particularly important in light of the interest in a possible production of ^{92}Mo in the rp -process.

5 Outlook

Mass measurements on neutron-deficient nuclides of astrophysical interest will continue with JYFLTRAP at the new IGISOL-4 facility. There will be more beam time available since the two cyclotrons, MCC-30 and K-130, can work in parallel. The new facility should also offer better and cleaner conditions for mass measurements. A permanent yield station and a post-trap spectroscopy setup will help in monitoring the experiments. Besides IGISOL-4 there have been major developments in the JYFLTRAP mass measurements since the first measurements of rp process nuclei [40]. A new fast cleaning procedure to produce isomerically pure ion samples has been developed [37]. The Ramsey method of time-separated oscillatory fields [137, 138] has been successfully applied to short-lived ions of astrophysical interest. Precise data on mass-dependent and residual uncertainties of JYFLTRAP have been obtained via carbon cluster measurements [48]. Interleavedly performed measurements [34] reduce the uncertainty due to temporal B -field fluctuations, which will result in a promising improvement on future mass measurements for neutron-deficient nuclei.

With the light-ion guide at IGISOL-4, nuclides important for modeling the explosive hydrogen burning in ONe

novae as well as for testing the IMME, such as ^{27}P , ^{31}Cl , and ^{32}Cl , will be produced. Also the Q_{EC} value measurements of mirror nuclei will be continued. In the heavier mass region, proton or ^3He beams on a ^{92}Mo target could help in populating the low-spin isomers in ^{91}Tc and ^{93}Ru . More exotic species, such as the $N = 50$ isotones ^{93}Tc , ^{97}Ag , ^{98}Cd , ^{99}In , and ^{100}Sn could be searched for with the heavy-ion guide. In addition, a mass measurement of the waiting-point nucleus ^{80}Zr would be very interesting. The masses of ^{94}Ag and ^{93}Pd have been shown to have a high impact on rp process models thus should be measured. ^{93}Pd could be produced at HIGISOL whereas for ^{94}Ag , a special hot cavity laser ion source has been developed [139]. Since the half-life of the ^{94}Ag ground-state is only around 30 ms, it is too short-lived for measurements at JYFLTRAP. However, the much longer-lived isomeric states (7^+ , 0.55(6) s [140]) and (21^+ , 0.40(4) s [140]) could be measured. Of these, the 21^+ spin-gap isomer has gained much interest recently due to its claimed two-proton decay [141].

Taking into account all the developments carried out at JYFLTRAP and IGISOL, new mass measurements of Y, Nb, Mo, and Tc isotopes at the heavy-ion ion guide at IGISOL-4 would be relevant. These measurements would confirm the nature of the measured state (ground state or isomer) in previous experiments [19,40,115]. In addition, the few nuclides (^{92}Tc , ^{90}Ru , ^{107}Sb , and ^{109}Sb) for which deviations to the SHIPTRAP values have been found, could be reinvestigated.

More accurate mass values would be obtained via networks of mass measurements, where a single reference atom would not play such a big role. This would also give better information on the mass surface and be useful for mass predictions. In addition, direct frequency ratio measurements between proton-capture mother and daughter would result in more precise proton-capture Q values. Identification of the ground and isomeric states and/or production ratios for possible isomer corrections should be investigated via post-trap spectroscopy. In many cases, simple half-life measurements based on β particles would enlighten the situation a lot. In summary, there is a wealth of fascinating experiments on neutron-deficient nuclei of astrophysical interest to be performed with JYFLTRAP in future.

This work has been supported by the Academy of Finland under the Finnish Centre of Excellence Programme 2006-2011 (Nuclear and Accelerator Based Physics Programme at JYFL). A.K. acknowledges the support from the Academy of Finland under the project 127301.

References

1. R. K. Wallace and S. E. Woosley, *Astrophys. J. Suppl. Ser.* **45**, 389 (1981).
2. H. Schatz *et al.*, *Phys. Rep.* **294**, 167 (1998).
3. V.-V. Elomaa *et al.*, *Phys. Rev. Lett.* **102**, 252501 (2009).
4. S. E. Woosley *et al.*, *Astrophys. J. Suppl. S.* **151**, 75 (2004).
5. J. José, F. Moreno, A. Parikh, and C. Iliadis, *Astrophys. J. Suppl. S.* **189**, 204 (2010).
6. C. Fröhlich *et al.*, *Phys. Rev. Lett.* **96**, 142502 (2006).
7. J. Pruet *et al.*, *Astrophys. J.* **644**, 1028 (2006).
8. S. Wanajo, *Astrophys. J.* **647**, 1323 (2006).
9. S. Wanajo, H.-T. Janka, and S. Kubono, *Astrophys. J.* **729**, 46 (2011).
10. J. José, A. Coc, and M. Hernanz, *Astrophys. J.* **520**, 347 (1999).
11. J. José, A. Coc, and M. Hernanz, *Astrophys. J.* **560**, 897 (2001).
12. J. José and M. Hernanz, *J. Phys. G* **34**, R431 (2007).
13. S. Starrfield *et al.*, *Astrophys. J.* **692**, 1532 (2009).
14. S. A. Glasner and J. W. Truran, *Astrophys. J. Lett.* **692**, L58 (2009).
15. A. Parikh *et al.*, *Phys. Rev. C* **79**, 045802 (2009).
16. H. Schatz, *Int. J. Mass Spectrom.* **251**, 293 (2006).
17. M. Breitenfeldt *et al.*, *Phys. Rev. C* **80**, 035805 (2009).
18. J. Savory *et al.*, *Phys. Rev. Lett.* **102**, 132501 (2009).
19. C. Weber *et al.*, *Phys. Rev. C* **78**, 054310 (2008).
20. T. Fleckenstein, Diploma thesis, Justus-Liebig-Universität Gießen, 2008.
21. J. Fallis *et al.*, *Phys. Rev. C* **78**, 022801 (2008).
22. G. Savard *et al.*, *Hyperfine Interact.* **132**, 221 (2001).
23. M. Mukherjee *et al.*, *Eur. Phys. J. A* **35**, 1 (2008).
24. R. Ringle *et al.*, *Nucl. Instrum. Methods Phys. Res. A* **604**, 536 (2009).
25. M. Block *et al.*, *Eur. Phys. J. D* **45**, 39 (2007).
26. A. Saastamoinen *et al.*, *Phys. Rev. C* **80**, 044330 (2009).
27. A. Kankainen *et al.*, *Phys. Rev. C* **82**, 052501 (2010).
28. T. Eronen, Ph.D. thesis, Department of Physics, University of Jyväskylä, 2008.
29. E. Wigner, *Phys. Rev.* **51**, 947 (1937).
30. J. Äystö, *Nucl. Phys. A* **693**, 477 (2001).
31. M. Oinonen *et al.*, *Nucl. Instrum. Methods Phys. Res. A* **416**, 485 (1998).
32. J. Huikari *et al.*, *Nucl. Instrum. Methods Phys. Res. B* **222**, 632 (2004).
33. T. Eronen *et al.*, *Phys. Rev. C* **79**, 032802 (2009).
34. T. Eronen *et al.*, *Phys. Rev. Lett.* **103**, 252501 (2009).
35. T. Eronen *et al.*, *Phys. Rev. Lett.* **97**, 232501 (2006).
36. T. Kurtukian Nieto *et al.*, *Phys. Rev. C* **80**, 035502 (2009).
37. T. Eronen *et al.*, *Phys. Rev. Lett.* **100**, 132502 (2008).
38. A. Kankainen *et al.*, *Phys. Rev. C* **82**, 034311 (2010).
39. T. Eronen *et al.*, *Phys. Lett. B* **636**, 191 (2006).
40. A. Kankainen *et al.*, *Eur. Phys. J. A* **29**, 271 (2006).
41. V. Elomaa *et al.*, *Eur. Phys. J. A* **40**, 1 (2009).
42. A. Nieminen *et al.*, *Nucl. Instrum. Methods Phys. Res. A* **469**, 244 (2001).
43. V. S. Kolhinen *et al.*, *Nucl. Instrum. Methods Phys. Res. A* **528**, 776 (2004).
44. G. Savard *et al.*, *Phys. Lett. A* **158**, 247 (1991).
45. G. Gräff, H. Kalinowsky, and J. Traut, *Z. Phys. A* **297**, 35 (1980).
46. M. König *et al.*, *Int. J. Mass Spectrom. Ion Processes* **142**, 95 (1995).
47. A. Kellerbauer *et al.*, *Eur. Phys. J. D* **22**, 53 (2003).
48. V.-V. Elomaa *et al.*, *Nucl. Instrum. Methods Phys. Res. A* **612**, 97 (2009).
49. W. Benenson and E. Kashy, *Rev. Mod. Phys.* **51**, 527 (1979).

50. M. Bentley and S. Lenzi, *Prog. Part. and Nucl. Phys.* **59**, 497 (2007).
51. N. Auerbach, *Phys. Rep.* **98**, 273 (1983).
52. G. Audi, A. H. Wapstra, and C. Thibault, *Nucl. Phys. A* **729**, 337 (2003).
53. R. Firestone, *Nucl. Data Sheets* **108**, 1 (2007).
54. V. E. Jacob *et al.*, *Phys. Rev. C* **74**, 045810 (2006).
55. C. Wrede *et al.*, *Phys. Rev. C* **81**, 055503 (2010).
56. M. Bhattacharya *et al.*, *Phys. Rev. C* **77**, 065503 (2008).
57. M. Redshaw, J. McDaniel, and E. G. Myers, *Phys. Rev. Lett.* **100**, 093002 (2008).
58. A. A. Kwiatkowski *et al.*, *Phys. Rev. C* **80**, 051302 (2009).
59. A. Paul, S. Röttger, A. Zimbal, and U. Keyser, *Hyperfine Interact.* **132**, 189 (2001).
60. P. Rikmenspoel and D. V. Patter, *Nucl. Phys.* **24**, 494 (1961).
61. G. Rickards, B. E. Bonner, and G. C. Phillips, *Nucl. Phys.* **86**, 167 (1966).
62. R. Nussbaum *et al.*, *Physica* **20**, 571 (1954).
63. K. Sato, *Mass Spectrom. (Japan)* **5**, 54 (1964).
64. S. Antman, H. Pettersson, and A. Suarez, *Nucl. Phys. A* **94**, 289 (1967).
65. J. M. Freeman *et al.*, *Nucl. Phys.* **65**, 113 (1965).
66. B. E. Bonner, G. Rickards, D. L. Bernard, and G. C. Phillips, *Nucl. Phys.* **86**, 187 (1966).
67. J. Overley, P. Parker, and D. Bromley, *Nucl. Instrum. Methods* **68**, 61 (1969).
68. L. Erikson *et al.*, *Phys. Rev. C* **81**, 045808 (2010).
69. B. Sherrill *et al.*, *Phys. Rev. C* **28**, 1712 (1983).
70. M. B. Greenfield, C. R. Bingham, E. Newman, and M. J. Saltmarsh, *Phys. Rev. C* **6**, 1756 (1972).
71. N. Severijns, M. Tandecki, T. Phalet, and I. S. Towner, *Phys. Rev. C* **78**, 055501 (2008).
72. O. Naviliat-Cuncic and N. Severijns, *Phys. Rev. Lett.* **102**, 142302 (2009).
73. H. Fujita *et al.*, *Phys. Rev. C* **75**, 034310 (2007).
74. C. Guénaut *et al.*, *Phys. Rev. C* **75**, 044303 (2007).
75. D. Rodríguez *et al.*, *Nucl. Phys. A* **769**, 1 (2006).
76. F. Herfurth *et al.*, *Eur. Phys. J. A* **15**, 17 (2002).
77. F. Herfurth *et al.*, *Nucl. Phys. A* **746**, 487 (2004), proceedings of the Sixth International Conference on Radioactive Nuclear Beams (RNB6).
78. G. Sikler *et al.*, *Nucl. Phys. A* **763**, 45 (2005).
79. F. Herfurth *et al.*, *Eur. Phys. J. A* **47**, 1 (2011).
80. P. Schury *et al.*, *Phys. Rev. C* **75**, 055801 (2007).
81. J. A. Clark *et al.*, *Phys. Rev. Lett.* **92**, 192501 (2004).
82. M. L. Commara *et al.*, *Nucl. Phys. A* **708**, 167 (2002).
83. C. Plettner *et al.*, *Nucl. Phys. A* **733**, 20 (2004).
84. K. Kaneko, Y. Sun, M. Hasegawa, and T. Mizusaki, *Phys. Rev. C* **77**, 064304 (2008).
85. E. Nolte and H. Hick, *Z. Phys. A* **305**, 289 (1982).
86. E. Bouchez *et al.*, *Phys. Rev. Lett.* **90**, 082502 (2003).
87. J. C. Hardy, L. C. Carraz, B. Jonson, and P. G. Hansen, *Phys. Lett. B* **71**, 307 (1977).
88. S. Issmer *et al.*, *Eur. Phys. J. A* **2**, 173 (1998).
89. S. Kato *et al.*, *Phys. Rev. C* **41**, 1276 (1990).
90. A. Martín *et al.*, *Eur. Phys. J. A* **34**, 341 (2007).
91. J. A. Clark *et al.*, in *The 4th International Conference on Exotic Nuclei and Atomic Masses*, edited by C. J. Gross, W. Nazarewicz, and K. P. Rykaczewski (Springer Berlin Heidelberg, ADDRESS, 2005), pp. 629–632.
92. G. Audi, O. Bersillon, J. Blachot, and A. H. Wapstra, *Nucl. Phys. A* **729**, 3 (2003).
93. J. Döring, A. Aprahamian, and M. Wiescher, *J. Res. Natl. Inst. Stand. Technol.* **105**, 43 (2000).
94. S. Dean *et al.*, *Eur. Phys. J. A* **21**, 243 (2004).
95. D. Kast *et al.*, *Z. Phys. A* **356**, 363 (1996).
96. A. Kankainen *et al.*, *Eur. Phys. J. A* **25**, 355 (2005).
97. A. H. Wapstra, G. Audi, and C. Thibault, *Nucl. Phys. A* **729**, 129 (2003).
98. R. Barden *et al.*, *Z. Phys. A* **329**, 319 (1988).
99. H. Keller *et al.*, *Z. Phys. A* **340**, 363 (1991).
100. M. Kavatsyuk, L. Batist, M. Karny, and E. Roeckl, *Int. J. Mass Spectrom.* **251**, 138 (2006).
101. A. Plochocki *et al.*, *Nucl. Phys. A* **332**, 29 (1979).
102. R. Kirchner *et al.*, *Phys. Lett. B* **70**, 150 (1977).
103. E. Roeckl *et al.*, *Phys. Lett. B* **78**, 393 (1978).
104. D. Schardt *et al.*, *Nucl. Phys. A* **326**, 65 (1979).
105. F. Heine *et al.*, *Z. Phys. A* **340**, 225 (1991).
106. D. Schardt *et al.*, *Nucl. Phys. A* **368**, 153 (1981).
107. R. J. Tighe *et al.*, *Phys. Rev. C* **49**, R2871 (1994).
108. D. D. Bogdanov, V. A. Karnaukhova, and L. A. Petrov, *Yad. Fizika* **17**, 457 (1973).
109. Y. Litvinov *et al.*, *Nucl. Phys. A* **756**, 3 (2005).
110. K. Sharma *et al.*, *Proceedings of 9th Int. Conf. Atomic Masses and Fundamental constants AMCO-9 and 6th Int. Conf. Nuclei far from Stability NUFAS-6*, p. 31, 1992.
111. M. G. Johnston *et al.*, *J. Phys. G* **8**, 1405 (1982).
112. F. Heine *et al.*, *Proc. of 9th Int. Conf. Atomic Masses and Fundamental constants AMCO-9 and 6th Int. Conf. Nuclei far from Stability NUFAS-6*, p. 331, 1992.
113. R. D. Page *et al.*, *Phys. Rev. C* **49**, 3312 (1994).
114. T. Faestermann *et al.*, *Phys. Lett. B* **137**, 23 (1984).
115. E. Haettner *et al.*, *Phys. Rev. Lett.* **106**, 122501 (2011).
116. S. M. Fischer *et al.*, *Phys. Rev. C* **75**, 064310 (2007).
117. J. José, M. Hernanz, and C. Iliadis, *Nucl. Phys. A* **777**, 550 (2006).
118. P. M. Endt, *Nucl. Phys. A* **633**, 1 (1998).
119. A. Parikh *et al.*, *Phys. Rev. C* **71**, 055804 (2005).
120. S. Amari *et al.*, *Astrophys. J.* **551**, 1065 (2001).
121. D. G. Jenkins *et al.*, *Phys. Rev. C* **73**, 065802 (2006).
122. Z. Ma *et al.*, *Phys. Rev. C* **76**, 015803 (2007).
123. C. Wrede *et al.*, *Phys. Rev. C* **76**, 052802 (2007).
124. C. Wrede *et al.*, *Phys. Rev. C* **79**, 045803 (2009).
125. J. L. Fisker, R. D. Hoffman, and J. Pruet, *Astrophys. J. Lett.* **690**, L135 (2009).
126. B. Sur *et al.*, *Phys. Rev. C* **42**, 573 (1990).
127. J. Lund Fisker, G. Martínez-Pinedo, and K. Langanke, *Eur. Phys. J. A* **5**, 229 (1999).
128. O. Forstner *et al.*, *Phys. Rev. C* **64**, 045801 (2001).
129. A. Plochocki *et al.*, *Phys. Lett. B* **106**, 285 (1981).
130. C. Mazzocchi *et al.*, *Phys. Rev. Lett.* **98**, 212501 (2007).
131. W. Rapp *et al.*, *Astrophys. J.* **653**, 474 (2006).
132. M. Aikawa *et al.*, *Astron. Astrophys.* **441**, 1195 (2005).
133. T. Rauscher and F.-K. Thielemann, *At. Data Nucl. Data Tables* **79**, 47 (2001).
134. H. Schatz *et al.*, *Phys. Rev. Lett.* **86**, 3471 (2001).
135. B. A. Brown *et al.*, *Phys. Rev. C* **65**, 045802 (2002).
136. X. L. Tu *et al.*, *Phys. Rev. Lett.* **106**, 112501 (2011).
137. S. George *et al.*, *Int. J. Mass Spectrom.* **264**, 110 (2007).
138. M. Kretschmar, *Int. J. Mass Spectrom.* **264**, 122 (2007).
139. M. Reponen *et al.*, *Eur. Phys. J. A* **42**, 509 (2009).
140. D. Abriola and A. Sonzogni, *Nucl. Data Sheets* **107**, 2423 (2006).
141. I. Mukha *et al.*, *Nature* **439**, 298 (2006).