

**This is an electronic reprint of the original article.  
This reprint *may differ* from the original in pagination and typographic detail.**

**Author(s):** Chauhan, Pankaj; Mahajan, Suruchi; Kaya, Uğur; Peuronen, Anssi; Rissanen, Kari; Enders, Dieter

**Title:** Asymmetric Synthesis of Amino-Bis-Pyrazolone Derivatives via an Organocatalytic Mannich Reaction

**Year:** 2017

**Version:**

**Please cite the original version:**

Chauhan, P., Mahajan, S., Kaya, U., Peuronen, A., Rissanen, K., & Enders, D. (2017). Asymmetric Synthesis of Amino-Bis-Pyrazolone Derivatives via an Organocatalytic Mannich Reaction. *Journal of Organic Chemistry*, 82(13), 7050-7058.  
<https://doi.org/10.1021/acs.joc.7b01113>

All material supplied via JYX is protected by copyright and other intellectual property rights, and duplication or sale of all or part of any of the repository collections is not permitted, except that material may be duplicated by you for your research use or educational purposes in electronic or print form. You must obtain permission for any other use. Electronic or print copies may not be offered, whether for sale or otherwise to anyone who is not an authorised user.

Note

## Asymmetric Synthesis of Amino-Bis-Pyrazolone Derivatives via an Organocatalytic Mannich Reaction

Pankaj Chauhan, Suruchi Mahajan, Ugur Kaya, Anssi Peuronen, Kari Rissanen, and Dieter Enders

*J. Org. Chem.*, **Just Accepted Manuscript** • Publication Date (Web): 25 May 2017

Downloaded from <http://pubs.acs.org> on May 29, 2017

### Just Accepted

“Just Accepted” manuscripts have been peer-reviewed and accepted for publication. They are posted online prior to technical editing, formatting for publication and author proofing. The American Chemical Society provides “Just Accepted” as a free service to the research community to expedite the dissemination of scientific material as soon as possible after acceptance. “Just Accepted” manuscripts appear in full in PDF format accompanied by an HTML abstract. “Just Accepted” manuscripts have been fully peer reviewed, but should not be considered the official version of record. They are accessible to all readers and citable by the Digital Object Identifier (DOI®). “Just Accepted” is an optional service offered to authors. Therefore, the “Just Accepted” Web site may not include all articles that will be published in the journal. After a manuscript is technically edited and formatted, it will be removed from the “Just Accepted” Web site and published as an ASAP article. Note that technical editing may introduce minor changes to the manuscript text and/or graphics which could affect content, and all legal disclaimers and ethical guidelines that apply to the journal pertain. ACS cannot be held responsible for errors or consequences arising from the use of information contained in these “Just Accepted” manuscripts.

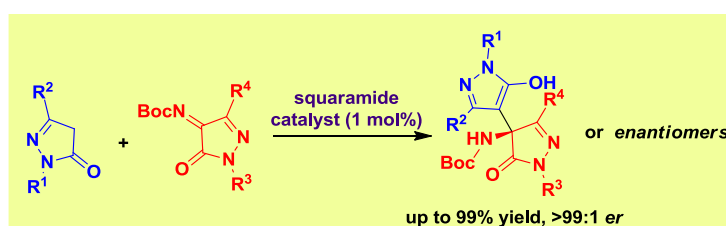
# Asymmetric Synthesis of Amino-Bis-Pyrazolone Derivatives *via* an Organocatalytic Mannich Reaction

Pankaj Chauhan,<sup>†§</sup> Suruchi Mahajan,<sup>†§</sup> Uğur Kaya,<sup>†</sup> Anssi Peuronen,<sup>‡</sup> Kari Rissanen<sup>‡</sup> and Dieter Enders<sup>†\*</sup>

<sup>†</sup>Institute of Organic Chemistry, RWTH Aachen University, Landoltweg 1, 52074 Aachen, Germany

<sup>‡</sup>Department of Chemistry, Nanoscience Center, University of Jyväskylä, 40014 JYU, Finland

**ABSTRACT:** A new series of *N*-Boc ketimines derived from pyrazolin-5-ones have been used as electrophiles in asymmetric Mannich reactions with pyrazolones. The amino-bis-pyrazolone products are obtained in excellent yields and stereoselectivities by employing a very low loading of 1 mol% of a bifunctional squaramide organocatalyst. Depending on the substitution in the 4-position of the pyrazolones the new protocol allows for the generation of one or two tetra-substituted stereocenters including a one-pot version combining the Mannich reaction with a base mediated halogenation.



Pyrazoles and pyrazolones, are a privileged class of five-membered aza-heterocycles that find wide applications as pharmaceuticals and agrochemicals, as well as synthetic scaffolds in combinatorial and medicinal chemistry, photographic couplers and chelating agents in coordination chemistry.<sup>1</sup> The pyrazolone moiety is not a common feature of biologically active natural products, but a broad range of synthetic pyrazolone derivatives exhibit significant pharmacological activities. For example the pyrazolone derivatives are used as antipyretic drugs,<sup>2</sup> neuroprotective agents<sup>3</sup> HIV-1 integrase inhibitors<sup>4</sup>, antibacterial agent,<sup>5</sup> etc. Due to the wide biological and synthetic applications, the

1  
2  
3 synthesis of these 1,2-azoles has been a major focus of interest among synthetic organic chemists. In  
4  
5 this context, the asymmetric synthesis of the structurally diverse pyrazole and pyrazolone derivatives,  
6  
7 especially employing the reactivities of pyrazolin-5-one derivatives, remain at the forefront thus  
8  
9 leading to the discovery of new aza-heterocyclic compounds for further investigations.<sup>6</sup>  
10  
11

12 With the availability of many reactive centers pyrazolin-5-ones are unique substrates with many  
13  
14 possibilities of modification and manipulation in order to obtain new valuable compounds (Figure 1).  
15  
16 The well established nucleophilic centers on pyrazolin-5-ones are available at the N-1,<sup>7</sup> C-4<sup>8</sup> and 5-  
17  
18 OH<sup>9</sup> positions, whereas the C-3 position is electrophilic<sup>10</sup>. The  $\alpha,\beta$ -unsaturated pyrazolones bearing a  
19  
20  $\gamma$ -hydrogen have been used as vinylogous nucleophiles<sup>11</sup> and those derived from aldol condensation  
21  
22 with aldehydes, served as very good Michael acceptors<sup>12</sup>. By knowing all these reactive sites of  
23  
24 pyrazolin-5-one derivatives, we realized the synthesis of a new series of pyrazolin-5-one derivatives  
25  
26 *i.e.* *N*-Boc ketimines where the C-4 position can act as an acceptor. This new reactivity of the  
27  
28 pyrazolin-5-one substrates can be utilized to develop new catalytic asymmetric transformations to  
29  
30 generate a tetrasubstituted amino stereogenic center. To the best of our knowledge, there are only two  
31  
32 reports in the literature which describe the formation of pyrazolones bearing a tetrasubstituted amino  
33  
34 stereogenic center *via* the  $\alpha$ -amination reaction of the 4-substituted pyrazolones (Scheme 1).<sup>13</sup>  
35  
36 Alternatively, we herein report an enantioselective Mannich addition of pyrazolones to *N*-Boc  
37  
38 ketimines derived from pyrazolin-5-ones to provide an efficient entry to amino-bis-pyrazolones  
39  
40 bearing one or two tetrasubstituted stereogenic centers.  
41  
42  
43  
44  
45  
46

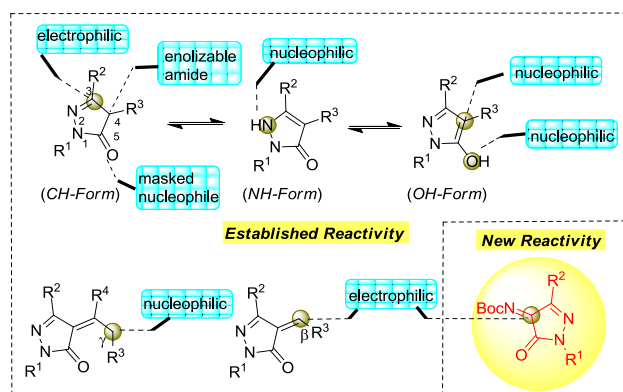
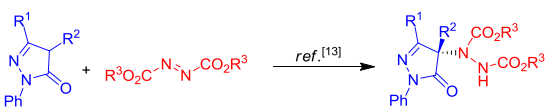


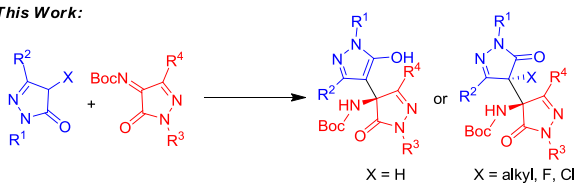
Figure 1. Reactive centers of pyrazolin-5-one derivatives.

Scheme 1. Asymmetric synthesis of *N*-protected amino-pyrazolones.

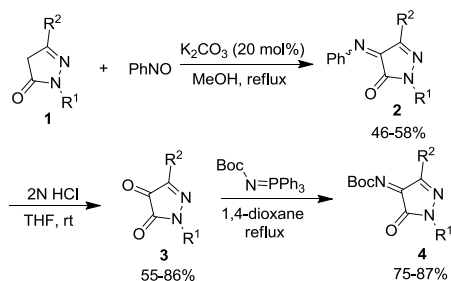
Previous Work:



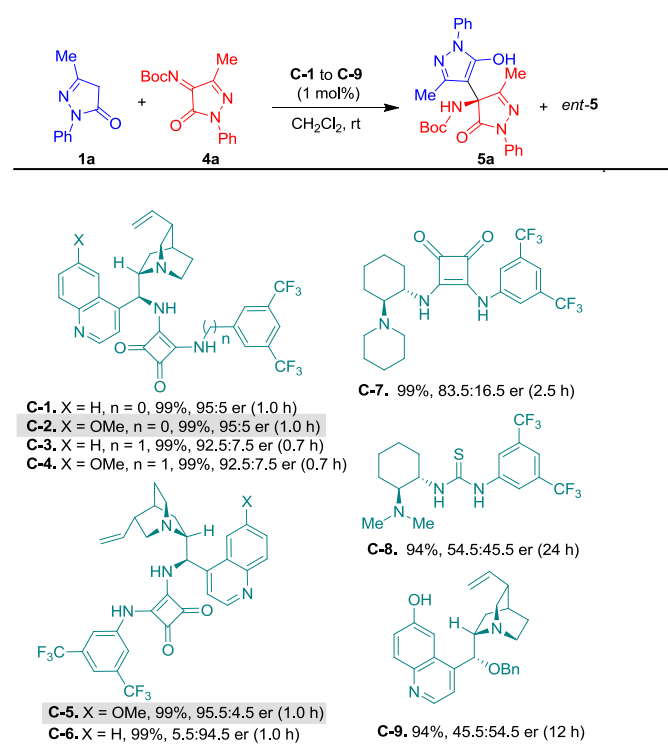
This Work:



Initially, we synthesized a new series of *N*-Boc ketimines starting with the base catalyzed condensation reaction of pyrazolones **1** with nitrosobenzene to afford the intermediate phenyl imines **2**, which were then hydrolyzed to afford the ketones **3** (Scheme 2). The ketones **3** were subsequently converted to the *N*-Boc ketimines **4** via an *aza*-Wittig reaction.

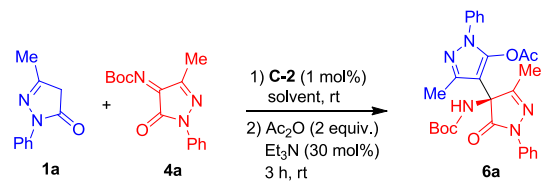
Scheme 2. Synthesis of pyrazolone derived *N*-Boc ketimines.

With the substrates in our hand, we started the optimization studies by screening various bifunctional hydrogen-bonding organocatalysts<sup>[14]</sup> for the enantioselective addition of pyrazolone **1a** to the imine **4a** in dichloromethane at room temperature to afford the desired product **5a** (Table 1). It turned out that the reactions were generally very fast with 1 mol% of squaramides **C-1** to **C-7**. The squaramide catalysts derived from quinine **C-2** and quinidine **C-5** gave the best enantioselectivities of the products **5a** and *ent*-**5a**, respectively, with an excellent yield of 99%. However, a thiourea (**C-8**) and a cuperine catalyst (**C-9**) resulted in a slow reaction rate with poor er-values.

**Table 1.** Catalyst screening.<sup>a</sup>

<sup>a</sup> Reaction conditions: 0.24 mmol of **1a**, 0.2 mmol **4a**, 1 mol% of catalyst in 1.0 mL of  $\text{CH}_2\text{Cl}_2$  at room temperature.

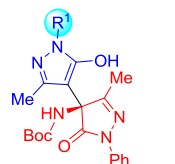
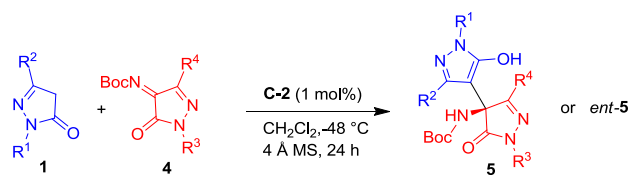
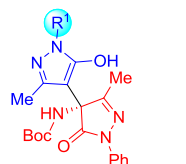
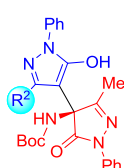
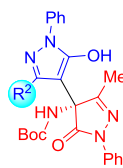
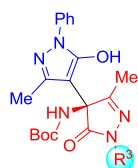
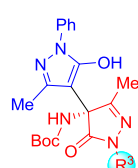
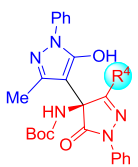
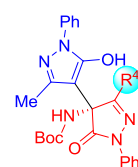
To further improve the yield and enantiomeric ratio, the optimization of the reaction conditions was carried out by screening different solvents, additives and varying the temperature using catalyst **C-2** (Table 2). This time a one-pot addition/acylation reaction was carried out in order to obtain the enolacetate **6a**, whose enantiomers could be easily resolved by HPLC. After screening various solvents (entries 1-9), it was found that no other solvent provide better *er*-values than dichloromethane. An increase in the *er*-value of **6a** was observed by lowering the temperature to  $-20$  °C (entry 10). Moreover, the presence of 4 Å molecular sieves (MS) also led to an increase in the enantioselectivity (entry 11). Further lowering of the temperature and the reducing catalyst loading, however, led to a lower reaction rate and hence lower yields (entries 12 and 13). Based on these optimization studies, best reaction condition for this transformation include 1 mol% of **C-2** in dichloromethane at  $-48$  °C and 4 Å MS as an additive, providing the desired product **5a** with 99% yield and 98.5:1.5 *er* (entry 14).

Table 2. Optimization of the reaction conditions.<sup>a</sup>


Entry	Solvent	Temp.	Time (h)	Yield (%) <sup>b</sup>	er <sup>c</sup>
1	CH <sub>2</sub> Cl <sub>2</sub>	rt	2.5	94	95:5
2	ClCH <sub>2</sub> CH <sub>2</sub> Cl	rt	2.5	94	94:6
3	CHCl <sub>3</sub>	rt	2.5	91	90.5:9.5
4	toluene	rt	5	95	76.5:23.5
5	xylene	rt	6	93	81:19
6	Et <sub>2</sub> O	rt	1.5	92	77:23
7	THF	rt	0.3	94	91:9
8	1,4-dioxane	rt	1.5	92	80.5:19.5
9	MTBE	rt	1.5	96	79:21
10	CH <sub>2</sub> Cl <sub>2</sub>	-20 °C	5	82	96.5:3.5
11 <sup>d</sup>	CH <sub>2</sub> Cl <sub>2</sub>	-20 °C	6	93	97:3
12 <sup>d,e</sup>	CH <sub>2</sub> Cl <sub>2</sub>	-78 °C	24	90	94:6
13 <sup>d,e,f</sup>	CH <sub>2</sub> Cl <sub>2</sub>	-48 °C	18	95	98:2
14 <sup>d,e</sup>	CH <sub>2</sub> Cl <sub>2</sub>	-48 °C	24	99	98.5:1.5

<sup>a</sup> Reaction conditions: 0.20 mmol of **1a**, 0.22 mmol of **4a**, 1 mol% of **C-2** in 1.0 mL of solvent. <sup>b</sup>Yield of isolated product **6a** after column chromatography. <sup>c</sup> The enantiomeric ratios were determined by HPLC analysis on a chiral stationary phase. <sup>d</sup> 50 mg of 4 Å molecular sieves were used. <sup>e</sup> Yield of the non-acylated product **5a**. <sup>f</sup> 0.5 mol% of **C-2** was used.

After the optimization, we then focused towards the substrate scope for the squaramide **C-2** catalyzed Mannich addition of the pyrazolones **1** to the imines **4** (Table 3). The variation in the *N*-substituent (R<sup>1</sup>) of **1** showed that the aryl group bearing electron-withdrawing and electron-donating group led to the formation of the corresponding adducts **5b-d** in high yields and very good er-values. A *N*-methyl group is also well tolerated to provide the desired product **5e** in 89% yield and good er of 91:9. Various alkyl substituents (R<sup>2</sup>) at the C-3 position of the pyrazolone **1** also worked very well in terms of er-values of the products **5f-h**, but the increase in steric bulk, the yield decreased to some extent. A pyrazolone bearing a trifluoromethyl group at the C-3 position led to the formation of the desired product **5i** in 71% yield, however, the er could not be determined by HPLC.

**Table 3.** Substrate scope with catalyst **C-2** and **C-5**.<sup>a</sup>**5a.** R<sup>1</sup> = Ph, 99%, 98.5:1.5 er<sup>b</sup>**5b.** R<sup>1</sup> = 2-ClC<sub>6</sub>H<sub>4</sub>, 91%, 93.5:6.5 er**5c.** R<sup>1</sup> = 4-ClC<sub>6</sub>H<sub>4</sub>, 99%, 93:7 er**5d.** R<sup>1</sup> = 4-MeC<sub>6</sub>H<sub>4</sub>, 96%, 95:5 er**5e.** R<sup>1</sup> = Me, 89%, 91:9 er**ent-5a.** R<sup>1</sup> = Ph, 99%, 96:4 er<sup>b</sup>**ent-5b.** R<sup>1</sup> = 2-ClC<sub>6</sub>H<sub>4</sub>, 92%, 91:9 er**ent-5c.** R<sup>1</sup> = 4-ClC<sub>6</sub>H<sub>4</sub>, 99%, 93:7 er**ent-5d.** R<sup>1</sup> = 4-MeC<sub>6</sub>H<sub>4</sub>, 95%, 94.5:5.5 er**ent-5e.** R<sup>1</sup> = Me, 89%, 92.5:7.5 er**5f.** R<sup>2</sup> = Et, 95%, 94.5:5.5 er**5g.** R<sup>2</sup> = *n*-Pr, 96%, 92:8 er**5h.** R<sup>2</sup> = *i*-Pr, 85%, 93:7 er**5i.** R<sup>3</sup> = CF<sub>3</sub>, 71%, er ND**ent-5f.** R<sup>2</sup> = Et, 96%, 92:8 er**ent-5g.** R<sup>2</sup> = *n*-Pr, 97%, 93:7 er**ent-5h.** R<sup>2</sup> = *i*-Pr, 86%, 94.5:5.5 er**ent-5i.** R<sup>3</sup> = CF<sub>3</sub>, 69%, er ND**5j.** R<sup>3</sup> = 4-ClC<sub>6</sub>H<sub>4</sub>, 99%, 94.5:5.5 er**5k.** R<sup>3</sup> = 4-MeC<sub>6</sub>H<sub>4</sub>, 99%, >99:1 er**ent-5j.** R<sup>3</sup> = 4-ClC<sub>6</sub>H<sub>4</sub>, 99%, 94:6 er**ent-5k.** R<sup>3</sup> = 4-MeC<sub>6</sub>H<sub>4</sub>, 99%, 95:5 er**5l.** R<sup>4</sup> = Et, 92%, 98-5:1.5 er<sup>b</sup>**5m.** R<sup>4</sup> = *i*-Pr, 95%, 98-5:1.5 er<sup>b</sup>**5n.** R<sup>4</sup> = *t*-Bu, 67%, 80:20 er (rt, 5 d)**5o.** R<sup>4</sup> = Ph, 93%, 87:13 er (rt, 2 d)**ent-5l.** R<sup>4</sup> = Et, 93%, >99:1 er<sup>b</sup>**ent-5m.** R<sup>4</sup> = *i*-Pr, 95%, 98:2 er<sup>b</sup>**ent-5n.** R<sup>4</sup> = *t*-Bu, 62%, 81.5:18.5 er (rt, 5 d)**ent-5o.** R<sup>4</sup> = Ph, 92%, 80.5:19.5 er (rt, 2 d)

<sup>a</sup> Reaction conditions: 0.20 mmol of **1**, 0.22 mmol of **4**, 1 mol% of **C-2** or **C-5**, 50 mg 4 Å MS in 1.0 mL of CH<sub>2</sub>Cl<sub>2</sub> at -48 °C. <sup>b</sup> er-values of acylated product.

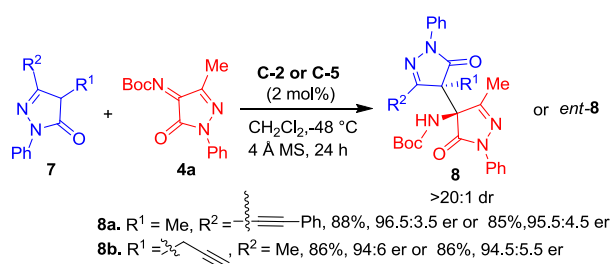
The imines **4** bearing an electron-withdrawing and electron-donating group (R<sup>3</sup>) at the N-1 position also reacted well to provide high enantioselectivities of the desired products **5j** and **5k**. It was further observed that the imines bearing ethyl and isopropyl substituents (R<sup>4</sup>) at the C-3 position worked well to provide very good yields and excellent enantioselectivities of **5l** and **5m**. However, an increase of steric bulk (R<sup>4</sup> = *t*-Bu and Ph) at this position leads to low reactivity even at room temperature and resulted in lower er-values of **5n** and **5o**.



The substrate scope was also tested with the catalyst **C-5**, which worked in a similar fashion to provide the enantiomeric products *ent*-**5a-o** with the same level of yields and enantiomeric ratios.

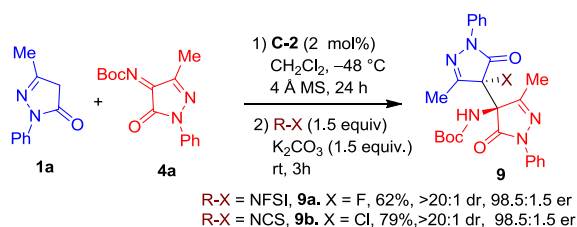
Furthermore, we have tested the applicability of this transformation to generate two adjacent tetrasubstituted stereocenters by using C-3 alkyl substituted pyrazolones **7** as nucleophiles (Scheme 3). With 2 mol% of the catalysts **C-2** and **C-5** the corresponding bis-pyrazolone products **8** and *ent*-**8** were obtained with good yields and enantioselectivities as well as excellent diastereoselectivities (>20:1 dr).

**Scheme 3. Asymmetric synthesis of bis-pyrazolones bearing two adjacent tetrasubstituted stereocenters.**



The one-pot organocatalytic 1,2-addition and base mediated halogenation also worked successfully leading to the formation of fluoro- and chloro- substituted amino-bis-pyrazolone products **9a** and **9b** bearing two contiguous tetra-substituted stereocenters (Scheme 4). In both cases, good yields and excellent stereoselectivities were achieved.

**Scheme 4. One-pot organocatalytic 1,2-addition and base mediated halogenation reaction. (NFSI: *N*-fluorobenzenesulfonimide, NCS: *N*-chlorosuccinimide)**



The absolute configuration of the products **5**, **8** and **9** obtained with catalyst **C-2** could be assigned by analogy to the X-ray crystal structures of the products **6a** and **8a**.<sup>[15]</sup>

## CONCLUSION

In conclusion, we have synthesized pyrazolone derived *N*-Boc ketimines and utilized these new electrophiles in the organocatalytic asymmetric Mannich-type addition of pyrazolone derivatives. With a low loading of the squaramide **C-2** and **C-5** both enantiomers of the corresponding amino-bis-pyrazolones with one and two tetrasubstituted stereocenters were synthesized in good to excellent yields and stereoselectivities for a wide range of substrates. In addition, the one-pot organocatalytic enantioselective Mannich addition and base mediated diastereoselective  $\alpha$ -halogenation also worked efficiently to provide the corresponding bis-pyrazolones bearing two adjacent tetrasubstituted halo and amino stereogenic centers.

## EXPERIMENTAL SECTION

**General Method.** All reactions were performed in oven-dried glassware. Analytical TLC were carried out using SIL G-25 UV254 from Machery & Nagel and visualized with ultraviolet radiation at 254 nm.  $^1\text{H}$  and  $^{13}\text{C}$  NMR spectra were recorded in  $\text{CDCl}_3$  at ambient temperature on Varian Innova 400 or Innova 600 instruments. Chemical shifts for  $^1\text{H}$  NMR and  $^{13}\text{C}$  NMR spectra were reported in parts per million (ppm), with coupling constants given in Hertz (Hz). The following abbreviations are used for spin multiplicity: s = singlet, d = doublet, dd = doublet of doublet, t = triplet, q = quartet, m = multiplet and br = broad signal. The assignment of the exact numbers of carbon atoms in the bis-amino-pyrazolone products was not possible, hence only the number of signals seen in the  $^{13}\text{C}$  NMR spectra are written. It is assumed that this problem is due to a possible keto-enol tautomerization or the restricted rotation. Mass spectra were recorded with the spectrometer SSQ 7000 from Finnigan at 70 eV, whereas HRMS data (ESI) were collected with a ThermoFisher Scientific LTQ-Orbitrap XL apparatus. IR spectra were taken on a PerkinElmer Spectrum 100 FT-IR spectrometer. Analytical HPLC was carried out either on a Hewlett-Packard 1050 series instrument or Agilent 1100 instrument using chiral stationary phases. Analytical SFC was carried out on a Thar SFC Waters Method Station II instrument using chiral stationary phases. The diastomeric ratio was determined by the  $^1\text{H}$  NMR

1  
2  
3 and HPLC analysis of the isolated product. Optical rotation values were measured on a Perkin-Elmer  
4  
5 241 polarimeter. Melting points were measured on a LLG MPM-H2 melting point instrument.  
6

7  
8 Unless specified, the starting materials and reagents were purchased directly from the  
9  
10 commercial suppliers and used without further purification. The squaramides **C1** to **C7**<sup>16</sup> and the  
11  
12 benzyl cuperine **C-9**<sup>17</sup> were synthesized using known literature procedures.  
13

14 **General procedure for the synthesis of pyrazolone derived phenyl ketimines 2.** Nitrosobenzene  
15  
16 (25.0 mmol, 1.0 equiv.) and K<sub>2</sub>CO<sub>3</sub> (0.2 equiv.) were added to a solution of pyrazolone derivative **1**  
17  
18 (25.0 mmol, 1.0 equiv.) in MeOH (0.6 M) at room temperature. The reaction mixture was then  
19  
20 refluxed for 3 hours. The solvent was removed under reduced pressure and the residue was dissolved  
21  
22 in ethyl acetate. The organic layer was washed three times with water, once with brine and then dried  
23  
24 over anhydrous MgSO<sub>4</sub>. After evaporation of ethyl acetate under reduced pressure, the crude product  
25  
26 was purified by flash column chromatography (*n*-pentane/diethyl ether, 3:1) to afford the ketimine  
27  
28 product **2**.  
29  
30

31  
32 *5-Methyl-2-phenyl-4-(phenylimino)-2,4-dihydro-3H-pyrazol-3-one (2a)*: red solid; 3.16 g, 48%; mp =  
33  
34 102 – 104 °C; IR (capillary) 3060, 2287, 2084, 1937, 1664, 1587, 1488, 1412, 1360, 1297, 1132, 998,  
35  
36 911, 831, 744, 687 cm<sup>-1</sup>; <sup>1</sup>H NMR (600 MHz, CDCl<sub>3</sub>) δ 7.88 – 7.86 (m, 2H, ArH), 7.45 – 7.23 (m, 7H,  
37  
38 ArH), 7.22 – 7.19 (m, 1H, ArH), 2.35 (s, 3H, CH<sub>3</sub>); <sup>13</sup>C NMR (151 MHz, CDCl<sub>3</sub>) δ 152.7, 151.2,  
39  
40 150.8, 146.3, 137.7, 129.0 (2C), 128.7 (2C), 125.6, 121.8 (2C), 118.5 (2C), 118.4, 12.4; MS (EI) *m/z*:  
41  
42 262.9 M<sup>+</sup>; HRMS (ESI) *m/z*: [M + H]<sup>+</sup> calcd for C<sub>16</sub>H<sub>14</sub>N<sub>3</sub>O 264.1131, found 264.1131.  
43  
44

45  
46 *2-(4-Chlorophenyl)-5-methyl-4-(phenylimino)-2,4-dihydro-3H-pyrazol-3-one (2b)*: red solid; 3.64 g,  
47  
48 49%; mp = 121 – 123 °C; IR (capillary) 3461, 2993, 2678, 2338, 2093, 1902, 1716, 1577, 1479,  
49  
50 1305, 1105, 994, 820 cm<sup>-1</sup>; <sup>1</sup>H NMR (400 MHz, CDCl<sub>3</sub>) δ 7.85 – 7.83 (m, 2H, ArH), 7.44 – 7.31 (m,  
51  
52 7H, ArH), 2.32 (s, 3H, CH<sub>3</sub>); <sup>13</sup>C NMR (101 MHz, CDCl<sub>3</sub>) δ 152.2, 151.2, 151.1, 146.2, 136.3, 129.1  
53  
54 (2C), 129.0, 128.7 (2C), 122.03, 122.01, 119.4 (2C), 118.8, 12.4; MS (EI) *m/z*: 296.8 M<sup>+</sup>; HRMS  
55  
56 (ESI) *m/z*: [M + H]<sup>+</sup> calcd for C<sub>16</sub>H<sub>13</sub>N<sub>3</sub>OCl 298.0742, found 298.0742.  
57  
58

59  
60 *5-Methyl-4-(phenylimino)-2-(p-tolyl)-2,4-dihydro-3H-pyrazol-3-one (2c)*: red solid; 3.32 g, 48%; mp  
= 75 – 77 °C; IR (capillary) 3354, 2934, 2702, 2339, 2092, 1907, 1690, 1497, 1306, 1129, 993, 774,

1  
2  
3 683  $\text{cm}^{-1}$ ;  $^1\text{H}$  NMR (600 MHz,  $\text{CDCl}_3$ )  $\delta$  7.75 (d,  $J = 8.5$  Hz, 2H, ArH), 7.44 – 7.42 (m, 2H, ArH),  
4  
5 7.38 – 7.36 (m, 2H, ArH), 7.34 – 7.31 (m, 1H, ArH), 7.20 – 7.19 (m, 2H, ArH), 2.35 (s, 3H,  $\text{CH}_3$ ),  
6  
7 2.33 (s, 3H,  $\text{CH}_3$ );  $^{13}\text{C}$  NMR (151 MHz,  $\text{CDCl}_3$ )  $\delta$  152.8, 151.1, 150.6, 146.3, 135.3, 135.2, 129.5(2C),  
8  
9 129.1, 128.7 (2C), 128.6, 121.8, 118.4 (2C), 21.1, 12.4; MS (EI)  $m/z$ : 276.9  $\text{M}^+$ ; HRMS (ESI)  $m/z$ :  $[\text{M}$   
10  
11  $+ \text{Na}]^+$  calcd for  $\text{C}_{17}\text{H}_{15}\text{N}_3\text{ONa}$  300.1107, found 300.1107.

12  
13  
14  
15 *5-Ethyl-2-phenyl-4-(phenylimino)-2,4-dihydro-3H-pyrazol-3-one (2d)*: red solid; 3.19 g, 46%; mp = 94  
16  
17 – 96  $^\circ\text{C}$ ; IR (capillary) 3460, 2970, 2663, 2336, 2094, 1912, 1728, 1589, 1479, 1341, 1225, 1117,  
18  
19 1037, 919, 836, 755  $\text{cm}^{-1}$ ;  $^1\text{H}$  NMR (600 MHz,  $\text{CDCl}_3$ ) 7.92 – 7.90 (m, 2H, ArH), 7.45 – 7.32 (m, 6H,  
20  
21 ArH), 7.22 – 7.20 (m, 2H, ArH), 2.76 (q,  $J = 7.5$  Hz, 2H,  $\text{CH}_2\text{CH}_3$ ), 1.40 (t,  $J = 7.5$  Hz, 3H,  $\text{CH}_2\text{CH}_3$ );  
22  
23  $^{13}\text{C}$  NMR (151 MHz,  $\text{CDCl}_3$ )  $\delta$  154.6, 152.3, 151.3, 146.4, 137.7, 129.0 (2C), 128.7 (2C), 128.5,  
24  
25 125.5, 121.7, 118.4 (2C), 118.3, 20.2, 10.6; MS (EI)  $m/z$ : 276.8  $\text{M}^+$ ; HRMS (ESI)  $m/z$ :  $[\text{M} + \text{Na}]^+$   
26  
27 calcd for  $\text{C}_{17}\text{H}_{15}\text{N}_3\text{ONa}$  300.1107, found 300.1109.

28  
29  
30  
31 *5-Isopropyl-2-phenyl-4-(phenylimino)-2,4-dihydro-3H-pyrazol-3-one (2e)*: red solid; 4.22 g, 58%; mp  
32  
33 = 77 – 79  $^\circ\text{C}$ ; IR (capillary) 3398, 2959, 2707, 2340, 2093, 1709, 1593, 1467, 1334, 1256, 1102, 977,  
34  
35 835, 747, 685  $\text{cm}^{-1}$ ;  $^1\text{H}$  NMR (600 MHz,  $\text{CDCl}_3$ )  $\delta$  7.92 – 7.91 (m, 2H, ArH), 7.45 – 7.39 (m, 4H,  
36  
37 ArH), 7.34 – 7.31 (m, 3H, ArH), 7.22 – 7.19 (m, 1H, ArH), 3.22 – 3.18 (m, 1H,  $\text{CH}(\text{CH}_3)_2$ ), 1.42 (d,  $J$   
38  
39 = 7.0 Hz, 6H,  $\text{CH}(\text{CH}_3)_2$ );  $^{13}\text{C}$  NMR (151 MHz,  $\text{CDCl}_3$ )  $\delta$  157.5, 152.0, 151.3, 146.5, 137.8, 129.0  
40  
41 (2C), 128.7 (2C), 128.4, 125.5, 121.4 (2C), 118.4 (2C), 27.1, 20.1 (2C); MS (EI)  $m/z$ : 290.9  $\text{M}^+$ ;  
42  
43 HRMS (ESI)  $m/z$ :  $[\text{M} + \text{Na}]^+$  calcd for  $\text{C}_{18}\text{H}_{17}\text{N}_3\text{ONa}$  314.1264, found 314.1264.

44  
45  
46  
47 *5-(tert-Butyl)-2-phenyl-4-(phenylimino)-2,4-dihydro-3H-pyrazol-3-one (2f)*: red solid; 3.74 g, 49%;  
48  
49 mp = 95 – 97  $^\circ\text{C}$ ; IR (capillary) 2957, 2340, 2095, 1925, 1717, 1590, 1479, 1375, 1304, 1213, 1108,  
50  
51 963, 839, 689  $\text{cm}^{-1}$ ;  $^1\text{H}$  NMR (600 MHz,  $\text{CDCl}_3$ )  $\delta$  7.93 – 7.91 (m, 2H, ArH), 7.45 – 7.39 (m, 4H,  
52  
53 ArH), 7.31 7.29 (m, 1H, ArH), 7.24 – 7.19 (m, 3H, ArH), 1.51 (s, 9H,  $\text{C}(\text{CH}_3)_3$ );  $^{13}\text{C}$  NMR (151 MHz,  
54  
55  $\text{CDCl}_3$ )  $\delta$  158.4, 152.0, 150.8, 146.7, 137.7, 128.9 (2C), 128.7 (2C), 127.8, 125.4, 120.3 (2C), 118.3  
56  
57 (2C), 35.1, 28.1(3C); MS (EI)  $m/z$ : 304.9  $\text{M}^+$ ; HRMS (ESI)  $m/z$ :  $[\text{M} + \text{H}]^+$  calcd for  $\text{C}_{19}\text{H}_{20}\text{N}_3\text{O}$   
58  
59 306.1601, found 306.1602.  
60

1  
2  
3 *2,5-Diphenyl-4-(phenylimino)-2,4-dihydro-3H-pyrazol-3-one (2g)*: red solid; 4.55 g, 56%; mp = 176 –  
4  
5 178 °C; IR (capillary) 3449, 3026, 2682, 2338, 2092, 1896, 1714, 1592, 1482, 1399, 1307, 1142, 925,  
6  
7 838, 687 cm<sup>-1</sup>; <sup>1</sup>H NMR (600 MHz, CDCl<sub>3</sub>) δ 8.32 – 8.30 (m, 2H, ArH), 7.99 – 7.97 (m, 2H, ArH),  
8  
9 7.51 – 7.42 (m, 7H, ArH), 7.35 – 7.21 (m, 3H, ArH), 7.26 – 7.23 (m, 1H, ArH); <sup>13</sup>C NMR (151 MHz,  
10  
11 CDCl<sub>3</sub>) δ 152.1, 150.7, 147.1, 146.9, 137.6, 130.8, 129.0 (2C), 128.8 (3C), 128.7 (2C), 128.2, 128.1  
12  
13 (2C), 125.9, 120.6 (2C), 118.7 (2C); MS (EI) *m/z*: 324.8 M<sup>+</sup>; Anal. calcd for C<sub>21</sub>H<sub>15</sub>N<sub>3</sub>O: C, 77.52%,  
14  
15 H, 4.65%, N, 12.91%, found: C, 77.69%, H, 4.71%, N, 13.08%.

16  
17  
18  
19 **General procedure for the synthesis of pyrazolone-derived ketones 3.** The ketimine **2** (10 mmol)  
20  
21 was dissolved in THF (0.13 M) and the aqueous HCl (2.0 N) solution (25 mL) was added to it at room  
22  
23 temperature. The progress of the reaction was monitored on TLC. After completion of the reaction, the  
24  
25 mixture was diluted with water. The organic layer was extracted three times with dichloromethane and  
26  
27 the combined organic layers were dried over anhydrous MgSO<sub>4</sub>. The solvent was removed under  
28  
29 reduced pressure and the crude product was directly purified by flash column chromatography (*n*-  
30  
31 hexane/EtOAc, 1:1) to afford the desired product **3**.

32  
33  
34 *3-Methyl-1-phenyl-1H-pyrazole-4,5-dione (3a)*: red solid; 1.58g, 84%; mp = 119 – 121 °C; IR  
35  
36 (capillary) 3083, 2078, 1765, 1722, 1591, 1492, 1434, 1416, 1370, 1279, 1151, 1086, 1039, 972, 913,  
37  
38 849, 763, 689 cm<sup>-1</sup>; <sup>1</sup>H NMR (400 MHz, CDCl<sub>3</sub>) δ 7.84 – 7.82 (m, 2H, ArH), 7.44 – 7.40 (m, 2H,  
39  
40 ArH), 7.26 – 7.22 (m, 1H, ArH), 2.18 (s, 3H, CH<sub>3</sub>); <sup>13</sup>C NMR (101 MHz, CDCl<sub>3</sub>) δ 184.6, 149.2,  
41  
42 144.5, 137.0, 129.3 (2C), 126.3, 117.8 (2C), 11.1; MS (EI) *m/z*: 188.1 M<sup>+</sup>; HRMS (ESI) *m/z*: [M]<sup>+</sup>  
43  
44 calcd for C<sub>10</sub>H<sub>8</sub>N<sub>2</sub>O<sub>2</sub> 188.0580, found 188.0583.

45  
46  
47  
48 *1-(4-Chlorophenyl)-3-methyl-1H-pyrazole-4,5-dione (3b)*: red solid; 1.71 g, 77%; mp = 157 – 159 °C;  
49  
50 IR (capillary) 3106, 2060, 1772, 1714, 1591, 1491, 1432, 1402, 1369, 1309, 1284, 1166, 1090, 1048,  
51  
52 1006, 855, 825, 736, 687 cm<sup>-1</sup>; <sup>1</sup>H NMR (600 MHz, CDCl<sub>3</sub>) δ 7.84 (d, *J* = 8.4 Hz, 2H, ArH), 7.41 (d,  
53  
54 *J* = 8.4 Hz, 2H, ArH), 2.23 (s, 3H, CH<sub>3</sub>); <sup>13</sup>C NMR (151 MHz, CDCl<sub>3</sub>) δ 184.3, 149.1, 144.8, 135.5,  
55  
56 131.6, 129.4 (2C), 118.9 (2C), 11.2; MS (EI) *m/z*: 222.1 M<sup>+</sup>; HRMS (ESI) *m/z*: [M]<sup>+</sup> calcd for  
57  
58 C<sub>10</sub>H<sub>7</sub>N<sub>2</sub>O<sub>2</sub>Cl 222.0192, found 222.0191.  
59  
60

1  
2  
3 *1-(4-Methylphenyl)-3-methyl-1H-pyrazole-4,5-dione (3c)*: red solid; 1.11 g, 55%; mp = 116 – 119 °C;  
4  
5 IR (capillary) 3192, 2349, 2099, 1703, 1507, 1368, 1220, 1117, 819, 674 cm<sup>-1</sup>; <sup>1</sup>H NMR (600 MHz,  
6  
7 CDCl<sub>3</sub>) δ 7.73 – 7.71 (m, 2H, ArH), 7.24 – 7.22 (m, 2H, ArH), 2.36 (s, 3H, CH<sub>3</sub>), 2.19 (s, 3H, CH<sub>3</sub>);  
8  
9 <sup>13</sup>C NMR (151 MHz, CDCl<sub>3</sub>) δ 184.9, 149.05, 144.4, 136.3, 134.6, 129.8 (2C), 117.9 (2C), 21.1, 11.1;  
10  
11 MS (EI) *m/z*: 202.1 M<sup>+</sup>; HRMS (ESI) *m/z*: [M + Na]<sup>+</sup> calcd for C<sub>11</sub>H<sub>10</sub>N<sub>2</sub>O<sub>2</sub>Na 225.0634, found  
12  
13 225.0633.  
14  
15

16  
17 *3-Ethyl-1-phenyl-1H-pyrazole-4,5-dione (3d)*: red solid; 1.68 g, 83%; mp = 128 – 130 °C; IR  
18  
19 (capillary) 3351, 2962, 2094, 1707, 1478, 1353, 1094, 748 cm<sup>-1</sup>; <sup>1</sup>H NMR (600 MHz, CDCl<sub>3</sub>) δ 7.90 –  
20  
21 7.87 (m, 2H, ArH), 7.47 – 7.46 (m, 2H, ArH), 7.28 – 7.26 (m, 1H, ArH), 2.62 – 2.58 (m, 2H,  
22  
23 CH<sub>2</sub>CH<sub>3</sub>), 1.33 – 1.31 (m, 3H, CH<sub>2</sub>CH<sub>3</sub>); <sup>13</sup>C NMR (151 MHz, CDCl<sub>3</sub>) δ 184.8, 149.4, 148.5, 137.1,  
24  
25 129.3 (2C), 126.4, 117.9 (2C), 19.5, 9.8; MS (EI) *m/z*: 202.1 M<sup>+</sup>; HRMS (ESI) *m/z*: [M + Na]<sup>+</sup> calcd  
26  
27 for C<sub>11</sub>H<sub>10</sub>N<sub>2</sub>O<sub>2</sub>Na 225.0634, found 225.0632.  
28  
29

30  
31 *3-Isopropyl-1-phenyl-1H-pyrazole-4,5-dione (3e)*: red solid; 1.73, 80%; mp = 51 – 53 °C; IR  
32  
33 (capillary) 3337, 2968, 2092, 1710, 1067, 1085, 755 cm<sup>-1</sup>; <sup>1</sup>H NMR (600 MHz, CDCl<sub>3</sub>) δ 7.89 – 7.87  
34  
35 (m, 2H, ArH), 7.46 – 7.46 (m, 2H, ArH), 7.27 – 7.24 (m, 1H, ArH), 2.97– 2.92 (m, 1H, CH(CH<sub>3</sub>)<sub>2</sub>),  
36  
37 1.33 (d, *J* = 7.0 Hz, 6H, CH(CH<sub>3</sub>)<sub>2</sub>); <sup>13</sup>C NMR (151 MHz, CDCl<sub>3</sub>) δ 184.7, 151.4, 149.3, 137.0, 129.2  
38  
39 (2C), 126.3, 117.8 (2C), 27.0, 19.1 (2C); MS (EI) *m/z*: 216.2 M<sup>+</sup>; HRMS (ESI) *m/z*: [M + H]<sup>+</sup> calcd for  
40  
41 C<sub>12</sub>H<sub>13</sub>N<sub>2</sub>O<sub>2</sub> 217.0971, found 217.0968.  
42  
43

44  
45 *3-(tert-Butyl)-1-phenyl-1H-pyrazole-4,5-dione (3f)*: red solid; 1.98, 86%; mp = 80 – 82 °C; IR  
46  
47 (capillary) 3454, 2961, 2328, 2089, 1738, 1593, 1488, 1385, 1212, 1126, 1043, 942, 753 cm<sup>-1</sup>; <sup>1</sup>H  
48  
49 NMR (600 MHz, CDCl<sub>3</sub>) δ 7.90 – 7.88 (m, 2H, ArH), 7.46 – 7.43 (m, 2H, ArH), 7.28 – 7.25 (m, 1H,  
50  
51 ArH), 1.37 (s, 9H, *t*-Bu); <sup>13</sup>C NMR (151 MHz, CDCl<sub>3</sub>) δ 184.3, 153.1, 148.9, 137.1, 129.2 (2C), 126.3,  
52  
53 117.8 (2C), 33.9, 27.1 (3C); MS (EI) *m/z*: 230.2 M<sup>+</sup>; HRMS (ESI) *m/z*: [M + Na]<sup>+</sup> calcd for  
54  
55 C<sub>13</sub>H<sub>14</sub>N<sub>2</sub>O<sub>2</sub>Na 253.0947, found 253.0947.  
56  
57

58  
59 *1,3-Diphenyl-1H-pyrazole-4,5-dione (3g)*: red solid; 2.07 g, 83%; mp = 165 – 166 °C; IR (capillary)  
60  
3452, 2926, 2332, 2097, 1729, 1590, 1482, 1390, 1143, 912, 747 cm<sup>-1</sup>; <sup>1</sup>H NMR (600 MHz, CDCl<sub>3</sub>) δ  
8.19 – 8.17 (m, 2H, ArH), 7.99– 7.97 (m, 2H, ArH), 7.53 – 7.48 (m, 5H, ArH), 7.32 – 7.29 (m, 1H,

ArH);  $^{13}\text{C}$  NMR (151 MHz,  $\text{CDCl}_3$ )  $\delta$  184.1, 148.9, 141.2, 137.0, 132.0, 129.4 (2C), 129.3 (2C), 127.3 (2C), 126.7, 126.6, 118.1 (2C); MS (EI)  $m/z$ : 250.1  $\text{M}^+$ ; HRMS (ESI)  $m/z$ :  $[\text{M} + \text{Na}]^+$  calcd for  $\text{C}_{15}\text{H}_{10}\text{N}_2\text{O}_2\text{Na}$  273.0634, found 273.0634.

**General procedure for the synthesis of pyrazolone-derived *N*-Boc ketimine 4.** The *tert*-butyl(triphenylphosphoranylidene)acetate (1.1 equiv.) was added to a solution of the pyrazolone-derived ketone **3** (0.5 mmol) in 1,4-dioxane (0.2 M) at room temperature and the mixture was refluxed for 3-3.5 hours. After completion of the reaction, the solvent was removed under reduced pressure and the crude product was directly purified by flash column chromatography (*n*-pentane/diethyl ether, 1:1) to afford the desired *N*-Boc ketimine **4**.

*tert*-Butyl (3-methyl-5-oxo-1-phenyl-1,5-dihydro-4*H*-pyrazol-4-ylidene)carbamate (**4a**): orange solid; 1.09 g, 76%; 173-175 °C; IR (capillary) 2979, 2319, 2110, 1722, 1596, 1482, 1369, 1250, 1143, 843, 759  $\text{cm}^{-1}$ ;  $^1\text{H}$  NMR (600 MHz,  $\text{CDCl}_3$ )  $\delta$  7.84-7.82 (m, 2H, ArH), 7.42-7.40 (m, 2H, ArH), 7.24-7.21 (m, 1H, ArH), 2.28 (s, 3H, Me), 1.64 (s, 9H, *t*-Bu);  $^{13}\text{C}$  NMR (151 MHz,  $\text{CDCl}_3$ )  $\delta$  158.9, 153.9, 150.2, 150.0, 137.0, 129.1 (2C), 126.0, 118.3 (2C), 85.4, 28.1 (3C), 12.1; MS (EI)  $m/z$ : 286.9  $\text{M}^+$ ; HRMS (ESI)  $m/z$ :  $[\text{M} + \text{Na}]^+$  calcd for  $\text{C}_{15}\text{H}_{17}\text{N}_3\text{O}_3\text{Na}$  310.1162, found 310.1161.

*tert*-Butyl (1-(4-chlorophenyl)-3-methyl-5-oxo-1,5-dihydro-4*H*-pyrazol-4-ylidene)-carbamate (**4b**): orange solid; 1.13 g, 70%; mp = 148 – 150 °C; IR (capillary) 2980, 2315, 2115, 1735, 1482, 1368, 1239, 1145, 836, 759  $\text{cm}^{-1}$ ;  $^1\text{H}$  NMR (600 MHz,  $\text{CDCl}_3$ )  $\delta$  7.81 (d,  $J$  = 8.6 Hz, 2H, ArH), 7.37 (d,  $J$  = 8.5 Hz, 2H, ArH), 2.29 (s, 3H, Me), 1.63 (s, 9H, *t*-Bu);  $^{13}\text{C}$  NMR (151 MHz,  $\text{CDCl}_3$ )  $\delta$  158.7, 153.6, 150.6, 150.0, 135.6, 131.2, 129.2 (2C), 119.4 (2C), 85.6, 28.1 (3C), 12.1; MS (EI)  $m/z$ : 320.9  $\text{M}^+$ ; HRMS (ESI)  $m/z$ :  $[\text{M} + \text{K}]^+$  calcd for  $\text{C}_{15}\text{H}_{16}\text{N}_3\text{O}_3\text{ClK}$  360.0512, found 360.0513.

*tert*-Butyl (1-(4-methylphenyl)-3-methyl-5-oxo-1,5-dihydro-4*H*-pyrazol-4-ylidene)-carbamate (**4c**): 1.13 g, 75%; orange solid; mp = 170-172 °C; IR (capillary) 2986, 1727, 1612, 1517, 1440, 1368, 1313, 1249, 1147, 1036, 988, 880, 818, 772  $\text{cm}^{-1}$ ;  $^1\text{H}$  NMR (600 MHz,  $\text{CDCl}_3$ )  $\delta$  7.70 (d,  $J$  = 8.5 Hz, 2H, ArH), 7.21 (d,  $J$  = 8.3 Hz, 2H, ArH), 2.35 (s, 3H,  $\text{CH}_3$ ), 2.29 (s, 3H,  $\text{CH}_3$ ), 1.63 (s, 9H, *t*-Bu);  $^{13}\text{C}$  NMR (151 MHz,  $\text{CDCl}_3$ )  $\delta$  158.8, 153.9, 149.9, 149.8, 135.7, 134.5, 129.6 (2C), 118.3 (2C), 85.3,

28.0 (3C), 21.0, 12.0; MS (EI):  $m/z$ : 301.7  $M^+$ ; Anal. calcd for  $C_{16}H_{19}N_3O_3$ : C, 63.77%, H, 6.36%, N, 13.94%, found: C, 63.44%, H, 6.55%, N, 13.52%.

*tert-Butyl (3-ethyl-5-oxo-1-phenyl-1,5-dihydro-4H-pyrazol-4-ylidene)carbamate (4d)*: orange solid; 1.13 g, 75%; mp = 103 – 105 °C; IR (capillary) 2972, 2339, 2103, 1717, 1595, 1483, 1349, 1250, 1141, 839, 762  $cm^{-1}$ ;  $^1H$  NMR (600 MHz,  $CDCl_3$ )  $\delta$  7.86 – 7.84 (m, 2H, ArH), 7.43 – 7.30 (m, 2H, ArH), 7.24 – 7.21 (m, 1H, ArH), 2.68 (q,  $J$  = 7.5 Hz, 2H,  $CH_2CH_3$ ), 1.64 (s, 9H, *t*-Bu), 1.35 (t,  $J$  = 7.5 Hz, 3H,  $CH_2CH_3$ );  $^{13}C$  NMR (151 MHz,  $CDCl_3$ )  $\delta$  158.9, 154.1, 153.6, 150.3, 137.1, 129.1 (2C), 126.0, 118.4 (2C), 85.3, 28.1 (3C), 20.2, 10.2; MS (EI)  $m/z$ : 301.2  $M^+$ ; HRMS (ESI)  $m/z$ :  $[M + Na]^+$  calcd for  $C_{16}H_{19}N_3O_3Na$  324.1319, found 324.1318.

*tert-Butyl (3-isopropyl-5-oxo-1-phenyl-1,5-dihydro-4H-pyrazol-4-ylidene)carbamate (4e)*: orange solid; 1.37 g, 87%; mp = 114-116 °C; IR (capillary) 2975, 2306, 2115, 1728, 1597, 1497, 1369, 1251, 1150, 1045, 980, 845, 749, 684  $cm^{-1}$ ;  $^1H$  NMR (600 MHz,  $CDCl_3$ )  $\delta$  7.86 (d,  $J$  = 7.7 Hz, 2 H, ArH), 7.45 – 7.40 (m, 2H, ArH), 7.23 (t,  $J$  = 7.4 Hz, 1H, ArH), 3.12 – 3.02 (m, 1H,  $CH(CH_3)_2$ ), 1.64 (s, 9H, *t*-Bu), 1.37 (d,  $J$  = 6.9 Hz, 6H,  $CH(CH_3)_2$ );  $^{13}C$  NMR (151 MHz,  $CDCl_3$ )  $\delta$  158.9, 157.0, 153.0, 150.2, 137.1, 129.0 (2C), 125.8, 118.3 (2C), 85.1, 28.0 (3C), 27.4, 19.7 (2C); MS (EI)  $m/z$ : 315.7  $M^+$ ; Anal. calcd for  $C_{17}H_{21}N_3O_3$ : C, 64.74%, H, 6.71%, N, 13.32%, found: C, 64.63%, H, 6.60%, N, 13.19%.

*tert-Butyl (3-(tert-butyl)-5-oxo-1-phenyl-1,5-dihydro-4H-pyrazol-4-ylidene)carbamate (4f)*: orange solid; 1.39 g, 84%; mp = 111-113 °C; IR (capillary) 2975, 1727, 1597, 1493, 1371, 1309, 1249, 1147, 1049, 968, 845, 748, 685  $cm^{-1}$ ;  $^1H$  NMR (600 MHz,  $CDCl_3$ )  $\delta$  7.87 (d,  $J$  = 7.7 Hz, 2H, ArH), 7.44 – 7.40 (m, 2H, ArH), 7.23 (t,  $J$  = 7.4 Hz, 1H, ArH), 1.64 (s, 9H, *t*-Bu), 1.43 (s, 9H, *t*-Bu);  $^{13}C$  NMR (151 MHz,  $CDCl_3$ )  $\delta$  158.9, 158.4, 152.4, 150.0, 137.1, 129.0 (2C), 125.8, 118.2 (2C), 84.9, 34.9, 28.1 (3C), 27.8 (3 C); MS (EI)  $m/z$ : 329.7  $M^+$ ; Anal. calcd for  $C_{18}H_{23}N_3O_3$ : C, 65.63%, H, 7.04%, N, 12.76%, found: C, 65.35%, H, 7.07%, N, 12.77%.

*tert-Butyl (5-oxo-1,3-diphenyl-1H-pyrazol-4(5H)-ylidene)carbamate (4g)*: orange solid; 1.43 g, 82%; mp = 176-178 C; IR (capillary) 2982, 2293, 2107, 1731, 1595, 1493, 1369, 1325, 1239, 1145, 1060, 984, 930, 846, 749, 684  $cm^{-1}$ ;  $^1H$  NMR (600 MHz,  $CDCl_3$ )  $\delta$  8.22 (d,  $J$  = 8.3 Hz, 2H, ArH), 7.95 (d,  $J$  = 7.7 Hz, 2H, ArH), 7.54 – 7.44 (m, 5H, ArH), 7.27 (t,  $J$  = 8.4 Hz, 1H, ArH), 1.67 (s, 9H, *t*-Bu);  $^{13}C$



1  
2  
3 NMR (151 MHz, CDCl<sub>3</sub>) δ 158.6, 152.8, 149.9, 146.8, 137.0, 131.2, 129.1 (2C), 128.8 (2 C), 128.1,  
4  
5 127.4 (2C), 126.2, 118.5 (2C), 85.3, 28.0 (3 C); MS (EI) *m/z*: 349.7 M<sup>+</sup>; Anal. calcd for C<sub>20</sub>H<sub>19</sub>N<sub>3</sub>O<sub>3</sub>:  
6  
7 C, 68.75%, H, 5.48%, N, 12.03%, found: C, 68.54%, H, 5.29%, N, 11.87%.

9  
10 **General procedure for the synthesis of 5 and *ent*-5.** In a 10 mL reaction tube equipped with a  
11 magnetic stirring bar, the imine **4** (1.1 equiv., 0.22 mmol), catalyst **C-2** or **C-5** (2 mol%) and 4 Å  
12 molecular sieves (50 mg) were stirred in dichloromethane (1.0 mL) at -48 °C. After 10 minutes,  
13 pyrazolone **1** (1.0 equiv. 0.2 mmol) was added and the stirring was continued for 24 hours at the same  
14 temperature. The reaction mixture was kept at room temperature for 1 hour and the crude product was  
15 directly purified by flash column chromatography (*n*-hexane/EtOAc, 1:1) to afford the products **5** or  
16 *ent*-**5**.

17  
18  
19  
20  
21  
22  
23  
24  
25  
26 *tert*-Butyl (*S*)-(5-hydroxy-3,3'-dimethyl-5'-oxo-1,1'-diphenyl-1',5'-dihydro-1*H*,4'*H*-[4,4'-bipyrazol]-4'-  
27 yl)carbamate (**5a**): colorless solid, 91 mg, 99%; mp = 143 – 145 °C; [α]<sub>D</sub><sup>24</sup> = -56.0 (c = 0.5, CHCl<sub>3</sub>);  
28 IR (capillary): 2974, 2322, 2093, 1730, 1473, 1366, 1210, 744 cm<sup>-1</sup>; <sup>1</sup>H NMR (600 MHz, CD<sub>3</sub>OD) δ  
29 7.99 – 7.91 (m, 2H, ArH), 7.54 – 7.52 (m, 2H, ArH), 7.47 – 7.40 (m, 4H, ArH), 7.32 (t, *J* = 7.4 Hz,  
30 1H, ArH), 7.20 (t, *J* = 7.4 Hz, 1H, ArH), 2.15 (s, 3H, CH<sub>3</sub>), 2.10 (s, 3H, CH<sub>3</sub>), 1.43 (s, 6H, *t*-Bu), 1.27  
31 (s, 3H, *t*-Bu); <sup>13</sup>C NMR (151 MHz, CD<sub>3</sub>OD) δ 173.1, 162.1, 161.3, 155.9, 146.8, 139.4, 136.3, 130.4,  
32 130.0, 129.9, 128.3, 126.3, 123.0, 120.0, 119.1, 94.9, 81.7, 66.4, 28.6, 13.5, 11.7; MS (EI) *m/z*: 461.0  
33 M<sup>+</sup>; HRMS (ESI) *m/z*: [M + Na]<sup>+</sup> calcd for C<sub>25</sub>H<sub>27</sub>N<sub>5</sub>O<sub>4</sub>Na 484.1955, found 484.1951.

34  
35  
36  
37  
38  
39  
40  
41  
42  
43  
44 *tert*-Butyl (*S*)-(1-(2-chlorophenyl)-5-hydroxy-3,3'-dimethyl-5'-oxo-1'-phenyl-1',5'-dihydro-1*H*,4'*H*-  
45 [4,4'-bipyrazol]-4'-yl)carbamate (**5b**): colorless solid, 90 mg, 91%; mp = 150 – 152 °C; [α]<sub>D</sub><sup>24</sup> = -38.0  
46 (c = 0.5, CHCl<sub>3</sub>); 93.5:6.5 *er*; SFC [(*R,R*)-Whelk-O1 column, MeOH/CO<sub>2</sub>, 4.00 mL/min, 148 bar, 230  
47 nm] *t*<sub>R</sub> 5.35 min (minor), *t*<sub>R</sub> 8.51 min (major), IR (capillary): 2976, 2927, 2099, 1713, 1598, 1483,  
48 1393, 1362, 1312, 1254, 1159, 1088, 1061, 1028, 938, 837, 749, 691 cm<sup>-1</sup>; <sup>1</sup>H NMR (400 MHz,  
49 CD<sub>3</sub>OD) δ 7.94 – 7.91 (br m, 2H, ArH), 7.64 – 7.61 (m, 1H, ArH), 7.55 – 7.41 (m, 5H, ArH), 7.22 (t,  
50 *J* = 7.4 Hz, 1H, ArH), 2.12 (s, 3H, CH<sub>3</sub>), 2.07 (s, 3H, CH<sub>3</sub>), 1.42 – 1.27 (br m, 9H, *t*-Bu); <sup>13</sup>C NMR  
51 (151 MHz, CD<sub>3</sub>OD) δ 173.1, 163.3, 162.2, 161.4, 155.9, 146.6, 139.4, 134.3, 133.4, 132.8, 131.8,  
52  
53  
54  
55  
56  
57  
58  
59  
60

1  
2  
3 131.7, 129.9, 129.2, 126.4, 126.1, 120.1, 119.2, 93.7, 81.7, 66.5, 28.5, 13.3, 11.6; MS (ESI):  $m/z$ :  
4  
5 495.2  $M^+$ ; HRMS (ESI)  $m/z$ :  $[M + H]^+$  calcd for  $C_{25}H_{27}N_5O_4Cl$  496.1746, found 496.1734.

6  
7  
8 *tert*-Butyl (S)-(1-(4-chlorophenyl)-5-hydroxy-3,3'-dimethyl-5'-oxo-1'-phenyl-1',5'-dihydro-1H,4'H-  
9 [4,4'-bipyrazol]-4'-yl)carbamate (**5c**): colorless solid, 98 mg, 99%; mp = 148 – 150 °C;  $[\alpha]_D^{24} =$   
10 +134.0 (c = 0.5,  $CHCl_3$ ); 93:7 *er*; SFC [(R,R)-Whelk-O1 column, MeOH/ $CO_2$ , 4.00 mL/min, 150 bar,  
11 236 nm]  $t_R$  8.22 min (minor),  $t_R$  8.78 min (major); IR (capillary): 2977, 2928, 2080, 1708, 1628, 1595,  
12 1561, 1489, 1396, 1364, 1312, 1253, 1158, 1090, 1049, 1013, 933, 887, 830, 753, 690  $cm^{-1}$ ;  $^1H$  NMR  
13 (400 MHz,  $CD_3OD$ )  $\delta$  7.92 – 7.90 (br m, 2H, ArH), 7.59 – 7.56 (m, 2H, ArH), 7.48 – 7.39 (m, 4H,  
14 ArH), 7.23 – 7.19 (m, 1H, ArH), 2.11 (s, 6H, 2 $CH_3$ ), 1.43 – 1.25 (m, 9H, *t*-Bu);  $^{13}C$  NMR (151 MHz,  
15  $CD_3OD$ )  $\delta$  173.2, 162.5, 161.4, 156.0, 147.8, 139.4, 135.6, 133.3, 130.4, 129.9, 126.3, 124.1, 120.1,  
16 119.2, 94.7, 81.7, 66.5, 28.5, 13.5, 11.9 MS (ESI)  $m/z$ : 495.2  $M^+$ ; HRMS (ESI)  $m/z$ :  $[M + H]^+$  calcd for  
17  $C_{25}H_{27}N_5O_4Cl$  496.1746, found: 496.1744.

18  
19  
20  
21  
22  
23  
24  
25  
26  
27  
28  
29  
30  
31 *tert*-Butyl (S)-(5-hydroxy-3,3'-dimethyl-5'-oxo-1'-phenyl-1-(*p*-tolyl)-1',5'-dihydro-1H,4'H-[4,4'-  
32 bipyrazol]-4'-yl)carbamate (**5d**): colorless solid, 91 mg, 96%; mp = 144 – 146 °C;  $[\alpha]_D^{24} = -92.0$  (c =  
33 0.5,  $CHCl_3$ ); 95:5 *er*; SFC [(R,R)-Whelk-O1 column, MeOH/ $CO_2$ , 4.00 mL/min, 152 bar, 209 nm]  $t_R$   
34 16.71 min (minor),  $t_R$  19.12 min (major); IR (capillary): 2977, 2926, 2107, 1715, 1596, 1492, 1395,  
35 1363, 1309, 1277, 1255, 1159, 1118, 1077, 1049, 1023, 970, 937, 888, 817, 755, 691  $cm^{-1}$ ;  $^1H$  NMR  
36 (600 MHz,  $CD_3OD$ )  $\delta$  7.98 – 7.91 (br m, 2H, ArH), 7.43 – 7.39 (m, 4H, ArH), 7.28 (d,  $J = 8.2$  Hz, 2H,  
37 ArH), 7.22 – 7.19 (m, 1H, ArH), 2.36 (s, 3H,  $CH_3$ ), 2.10 (s, 3H,  $CH_3$ ), 2.09 (s, 3H,  $CH_3$ ), 1.43 (s, 6H *t*-  
38 Bu), 1.27 (s, 3H, *t*-Bu);  $^{13}C$  NMR (151 MHz,  $CD_3OD$ )  $\delta$  173.1, 162.1, 161.3, 155.9, 146.2, 139.4,  
39 138.7, 133.7, 130.9, 129.9, 126.3, 126.1, 123.4, 120.1, 119.1, 94.7, 81.7, 66.5, 28.6, 21.1, 13.4, 11.5;  
40 MS (ESI)  $m/z$ : 475.3  $M^+$ ; HRMS (ESI)  $m/z$ :  $[M + H]^+$  calcd for  $C_{26}H_{30}N_5O_4$  476.2292, found  
41 476.2294.

42  
43  
44  
45  
46  
47  
48  
49  
50  
51  
52  
53  
54  
55  
56 *tert*-Butyl (S)-(5-hydroxy-1,3,3'-trimethyl-5'-oxo-1'-phenyl-1',5'-dihydro-1H,4'H-[4,4'-bipyrazol]-4'-  
57 yl)carbamate (**5e**): colorless solid, 71 mg, 89%; mp = 207 – 209 °C;  $[\alpha]_D^{24} = -90.0$  (c = 0.5,  $CHCl_3$ );  
58 91:9 *er*; SFC [(R,R)-Whelk-O1 column, MeOH/ $CO_2$ , 4.00 mL/min, 149 bar, 230 nm]  $t_R$  3.30 min  
59 (minor),  $t_R$  3.95 min (major); IR (capillary) 3182, 2976, 2932, 2093, 1714, 1595, 1493, 1393, 1362,  
60

1  
2  
3 1306, 1255, 1159, 1073, 1028, 953, 885, 837, 755, 690  $\text{cm}^{-1}$ ;  $^1\text{H}$  NMR (600 MHz,  $\text{CD}_3\text{OD}$ )  $\delta$  7.94 –  
4 7.87 (m, 2H, ArH), 7.43 – 7.40 (m, 2H, ArH), 7.20 (t,  $J = 7.5$  Hz, 1H, ArH), 3.40 (s, 3H,  $\text{CH}_3$ ), 2.14 –  
5 2.02 (m, 3H,  $\text{CH}_3$ ), 1.98 (s, 3H,  $\text{CH}_3$ ), 1.43 (s, 6H, *t*-Bu), 1.26 (s, 3H, *t*-Bu);  $^{13}\text{C}$  NMR (151 MHz,  
6  $\text{CD}_3\text{OD}$ )  $\delta$  173.2, 162.9, 161.4, 155.9, 143.8, 139.4, 129.9, 126.3, 126.1, 120.1, 119.1, 93.9, 81.6, 66.5,  
7 30.4, 28.5, 28.4, 13.2, 11.2; MS (EI)  $m/z$ : 399.2  $\text{M}^+$ ; HRMS (ESI)  $m/z$ :  $[\text{M} + \text{H}]^+$  calcd for  $\text{C}_{20}\text{H}_{26}\text{N}_5\text{O}_4$   
8 400.1979, found 400.1979.  
9  
10  
11  
12  
13  
14  
15

16  
17 *tert*-Butyl (*S*)-(3-ethyl-5-hydroxy-3'-methyl-5'-oxo-1,1'-diphenyl-1',5'-dihydro-1*H*,4'*H*-[4,4'-bipyrazol]-  
18 4'-yl)carbamate (**5f**): colorless solid, 90 mg, 95%; mp = 144 – 146 °C;  $[\alpha]_{\text{D}}^{24} = +24.0$  ( $c = 0.5$ ,  $\text{CHCl}_3$ );  
19 94.5:5.5 *er*; SFC [(*R,R*)-Whelk-O1 column,  $\text{MeOH}/\text{CO}_2$ , 4.00 mL/min, 156 bar, 241 nm]  $t_{\text{R}}$  6.73 min  
20 (minor),  $t_{\text{R}}$  7.53 min (major); IR (capillary): 2965, 1711, 1599, 1480, 1365, 1366, 1162, 7438  $\text{cm}^{-1}$ ;  $^1\text{H}$   
21 NMR (600 MHz,  $\text{CD}_3\text{OD}$ )  $\delta$  7.92 (br s, 2H, ArH), 7.58 – 7.56 (m, 2H, ArH), 7.51 – 7.48 (m, 2H,  
22 ArH), 7.45 – 7.32 (m, 2H, ArH), 7.37 – 7.35 (m, 1H, ArH), 7.22 (t,  $J = 7.4$  Hz, 1H, ArH), 2.56 –  
23 2.46 (m, 2H,  $\text{CH}_2\text{CH}_3$ ), 2.12 (s, 3H,  $\text{CH}_3$ ), 1.43 (br s, 6H, *t*-Bu), 1.29 (br s, 3H, *t*-Bu), 1.11 (t,  $J = 7.6$   
24 Hz, 3H,  $\text{CH}_2\text{CH}_3$ );  $^{13}\text{C}$  NMR (151 MHz,  $\text{CD}_3\text{OD}$ )  $\delta$  173.4, 162.8, 161.7, 155.9, 152.2, 139.4, 136.4,  
25 130.4, 129.9, 128.5, 126.4, 123.6, 120.1, 119.1, 94.2, 81.7, 66.5, 28.5, 19.9, 13.4, 12.7; MS (EI)  $m/z$ :  
26 475.2  $\text{M}^+$ ; HRMS (ESI)  $m/z$ :  $[\text{M} + \text{Na}]^+$  calcd for  $\text{C}_{26}\text{H}_{29}\text{N}_5\text{O}_4\text{Na}$  498.2098, found 498.2112.  
27  
28  
29  
30  
31  
32  
33  
34  
35  
36  
37  
38

39  
40 *tert*-Butyl (*S*)-(5-hydroxy-3'-methyl-5'-oxo-1,1'-diphenyl-3-propyl-1',5'-dihydro-1*H*,4'*H*-[4,4'-  
41 bipyrazol]-4'-yl)carbamate (**5g**): colorless solid, 94 mg, 96%; mp = 144 – 146 °C;  $[\alpha]_{\text{D}}^{24} = +4.0$  ( $c =$   
42 0.5,  $\text{CHCl}_3$ ); 92:8. *er*; SFC [(*R,R*)-Whelk-O1 column,  $\text{MeOH}/\text{CO}_2$ , 4.00 mL/min, 148 bar, 229 nm]  $t_{\text{R}}$   
43 6.16 min (minor),  $t_{\text{R}}$  6.91 min (major); IR (capillary) 2965, 2087, 1709, 1471, 1170, 734  $\text{cm}^{-1}$ ;  $^1\text{H}$   
44 NMR (400 MHz,  $\text{CD}_3\text{OD}$ )  $\delta$  7.97 – 7.95 (m, 2H, ArH), 7.58 – 7.55 (m, 2H, ArH), 7.52 – 7.48 (m, 2H,  
45 ArH), 7.46 – 7.42 (m, 2H, ArH), 7.39 – 7.35 (m, 1H, ArH), 7.22 (t,  $J = 7.5$  Hz, 1H, ArH), 2.45 – 2.31  
46 (m, 2H,  $\text{CH}_2\text{CH}_2\text{CH}_3$ ), 2.10 (s, 3H,  $\text{CH}_3$ ), 1.55 – 1.47 (m, 2H,  $\text{CH}_2\text{CH}_2\text{CH}_3$ ), 1.41 (br s, 6H, *t*-Bu), 2.38  
47 (br s, 3H, *t*-Bu), 0.74 (t,  $J = 7.3$  Hz, 3H,  $\text{CH}_2\text{CH}_2\text{CH}_3$ );  $^{13}\text{C}$  NMR (151 MHz,  $\text{CD}_3\text{OD}$ )  $\delta$  173.3, 162.9,  
48 161.8, 155.8, 150.6, 139.4, 136.3, 130.4, 129.0, 129.9, 128.5, 126.3, 123.5, 119.8, 118.9, 94.3, 81.7,  
49 66.7, 28.5, 28.4, 24.2, 22.7, 14.1, 13.3; MS (EI)  $m/z$ : 489.0  $\text{M}^+$ ; HRMS (ESI)  $m/z$ :  $[\text{M} + \text{Na}]^+$  calcd for  
50  $\text{C}_{27}\text{H}_{31}\text{N}_5\text{O}_4\text{Na}$  512.2268, found: 512.2250.  
51  
52  
53  
54  
55  
56  
57  
58  
59  
60

1  
2  
3 *tert*-Butyl (S)-(5-hydroxy-3-isopropyl-3'-methyl-5'-oxo-1,1'-diphenyl-1',5'-dihydro-1H,4'H-[4,4'-  
4 bipyrazol]-4'-yl)carbamate (**5h**): colorless solid, 83 mg, 85%; mp = 151–153 °C;  $[\alpha]_{\text{D}}^{24} = +8.9$  (c =  
5 0.5, CHCl<sub>3</sub>); 93:7 *er*; SFC [(R,R)-Whelk-O1 column, MeOH/CO<sub>2</sub>, 4.00 mL/min, 149 bar, 230 nm]  $t_{\text{R}}$   
6 4.54 min (minor),  $t_{\text{R}}$  5.65 min (major); IR (capillary) 3230, 2960, 2281, 2286, 1723, 1580, 1356, 1165,  
7 911, 728 cm<sup>-1</sup>; <sup>1</sup>H NMR (400 MHz, CD<sub>3</sub>OD)  $\delta$  7.90 (br s, 2H, ArH), 7.56–7.40 (m, 4H, ArH), 7.46–  
8 7.37 (m, 3H, ArH), 7.23 (t, *J* = 7.4 Hz, 1H, ArH), 3.02–2.98 (m, 1H, CH(CH<sub>3</sub>)<sub>2</sub>), 2.15–2.12 (m, 3H,  
9 CH<sub>3</sub>), 1.42 (br s, 6H, *t*-Bu), 1.30 (br s, 3H, *t*-Bu), 1.19 (d, *J* = 6.9 Hz, 3H, CH(CH<sub>3</sub>)<sub>2</sub>), 1.15 (d, *J* = 6.9  
10 Hz, 3H, CH(CH<sub>3</sub>)<sub>2</sub>); <sup>13</sup>C NMR (151 MHz, CD<sub>3</sub>OD)  $\delta$  173.5, 162.7, 161.8, 156.4, 155.8, 139.4, 136.3,  
11 130.7, 129.9, 128.8, 126.4, 124.4, 120.2, 119.1, 93.3, 81.6, 66.6, 28.5, 26.6, 21.4, 21.3, 13.4; MS (EI)  
12 *m/z*: 489.0 M<sup>+</sup>; HRMS (ESI) *m/z*: [M + Na]<sup>+</sup> calcd for C<sub>27</sub>H<sub>31</sub>N<sub>5</sub>O<sub>4</sub>Na 512.2268, found 512.2251.  
13  
14  
15  
16  
17  
18  
19  
20  
21  
22  
23  
24

25  
26 *tert*-Butyl (S)-(5-hydroxy-3'-methyl-5'-oxo-1,1'-diphenyl-3-(trifluoromethyl)-1',5'-dihydro-1H,4'H-  
27 [4,4'-bipyrazol]-4'-yl)carbamate (**5i**); brown solid, 73 mg, 71%; mp = 132–134 °C;  $[\alpha]_{\text{D}}^{24} = +114.0$  (c  
28 = 0.5, CHCl<sub>3</sub>); IR (capillary) 2976, 2926, 2097, 1700, 1597, 1563, 1494, 1367, 1305, 1231, 1153,  
29 1121, 1057, 1029, 1006, 917, 836, 756, 728, 692 cm<sup>-1</sup>; <sup>1</sup>H NMR (400 MHz, CD<sub>3</sub>OD)  $\delta$  7.87 (d, *J* =  
30 8.1 Hz, 2H, ArH), 7.70 (d, *J* = 8.1 Hz, 2H, ArH), 7.47–7.39 (m, 4H, ArH), 7.33–7.29 (m, 1H, ArH),  
31 7.21–7.18 (m, 1H, ArH), 2.08 (s, 3H, CH<sub>3</sub>), 1.44–1.29 (m, 9H, *t*-Bu); <sup>13</sup>C NMR (101 MHz, CDCl<sub>3</sub>)  
32  $\delta$  174.1, 160.7, 155.8, 139.9, 139.7, 138.2, 130.2, 129.9, 129.6, 127.8, 126.0, 124.4, 124.0, 122.8,  
33 120.4, 88.2, 81.6, 30.7, 28.6, 13.2; MS (ESI) *m/z*: 538.2 [M + Na]<sup>+</sup>; HRMS (ESI) *m/z*: [M + Na]<sup>+</sup>  
34 calcd for C<sub>25</sub>H<sub>24</sub>N<sub>5</sub>O<sub>4</sub>F<sub>3</sub>Na 538.1673, found 538.1663.  
35  
36  
37  
38  
39  
40  
41  
42  
43  
44  
45

46 *tert*-Butyl (S)-(1'-(4-chlorophenyl)-5-hydroxy-3,3'-dimethyl-5'-oxo-1-phenyl-1',5'-dihydro-1H,4'H-  
47 [4,4'-bipyrazol]-4'-yl)carbamate (**5j**): colorless solid, 98 mg, 99%; mp = 141–143 °C;  $[\alpha]_{\text{D}}^{24} = -102.0$   
48 (c = 0.5, CHCl<sub>3</sub>); 94.5:5.5 *er*; SFC [(R,R)-Whelk-O1 column, MeOH/CO<sub>2</sub>, 4.00 mL/min, 149 bar, 219  
49 nm]  $t_{\text{R}}$  9.46 min (minor),  $t_{\text{R}}$  10.45 min (major); IR (capillary): 2977, 2927, 2098, 1716, 1601, 1488,  
50 1394, 1362, 1308, 1159, 1084, 1013, 968, 937, 887, 831, 757, 731, 685 cm<sup>-1</sup>; <sup>1</sup>H NMR (600 MHz,  
51 CDCl<sub>3</sub>)  $\delta$  7.99–7.93 (m, 2H, ArH), 7.54 (d, *J* = 7.9 Hz, 2H, ArH), 7.48–7.45 (m, 2H, ArH), 7.42 (d,  
52 *J* = 8.6 Hz, 2H, ArH), 7.34–7.32 (m, 1H, ArH), 2.13 (s, 3H, CH<sub>3</sub>), 2.11 (s, 3H, CH<sub>3</sub>), 1.43 (s, 6H, *t*-  
53 Bu), 1.29–1.25 (m, 3H, *t*-Bu); <sup>13</sup>C NMR (151 MHz, CD<sub>3</sub>OD)  $\delta$  173.0, 152.3, 161.6, 156.0, 147.0,  
54  
55  
56  
57  
58  
59  
60

1  
2  
3 138.2, 136.4, 131.2, 130.4, 129.9, 128.3, 123.0, 121.2, 120.4, 95.0, 81.7, 66.3, 28.5, 13.6, 11.7; MS  
4  
5 (EI)  $m/z$ : 495.3  $M^+$ ; HRMS (ESI)  $m/z$ :  $[M + H]^+$  calcd for  $C_{25}H_{27}N_5O_4Cl$  496.1746, found 496.1743.

6  
7  
8 *tert-Butyl (S)-(5-hydroxy-3,3'-dimethyl-5'-oxo-1-phenyl-1'-(p-tolyl)-1',5'-dihydro-1H, 4'H-[4,4'-*  
9  
10 *bipyrazol]-4'-yl)carbamate (5k)*: colorless solid, 94 mg, 99%; mp = 141 – 142 °C;  $[\alpha]_D^{24} = -70.0$  (c =  
11  
12 0.5,  $CHCl_3$ ); >99:1 *er*; SFC [(*R,R*)-Whelk-O1 column, MeOH/CO<sub>2</sub>, 4.00 mL/min, 150 bar, 254 nm]  $t_R$   
13  
14 11.82 min (minor),  $t_R$  12.16 min (major); IR (capillary) 2977, 2925, 2087, 1715, 1611, 1491, 1395,  
15  
16 1363, 1309, 1278, 1254, 1159, 1121, 1176, 1020, 969, 937, 889, 818, 758, 729, 686  $cm^{-1}$ ; <sup>1</sup>H NMR  
17  
18 (600 MHz, CD<sub>3</sub>OD)  $\delta$  7.84 – 7.76 (br m, 2H, ArH), 7.57 – 7.55 (m, 2H, ArH), 7.49 – 7.47 (m, 2H,  
19  
20 ArH), 7.35 – 7.33 (m, 1H, ArH), 7.24 (d,  $J = 8.2$  Hz, 2H, ArH), 2.34 (s, 3H, CH<sub>3</sub>), 2.14 – 2.10 (m, 6H,  
21  
22 2CH<sub>3</sub>), 1.43 (s, 6H, *t*-Bu), 1.23 – 1.27 (m, 3H, *t*-Bu); <sup>13</sup>C NMR (151 MHz, CD<sub>3</sub>OD)  $\delta$  173.0, 162.0,  
23  
24 161.3, 155.9, 155.3, 146.9, 136.9, 136.4, 136.3, 130.4, 130.3, 128.3, 123.1, 120.3, 119.2, 95.0, 81.7,  
25  
26 66.4, 28.6, 21.0, 13.4, 11.5; MS (EI)  $m/z$ : 475.2  $M^+$ ; HRMS (ESI)  $m/z$ :  $[M + H]^+$  calcd for  $C_{26}H_{30}N_5O_4$   
27  
28 476.2292, found: 476.2288.

29  
30  
31  
32  
33 *tert-Butyl (S)-(3'-ethyl-5-hydroxy-3-methyl-5'-oxo-1,1'-diphenyl-1',5'-dihydro-1H,4'H-[4,4'-bipyrazol]-*  
34  
35 *4'-yl)carbamate (5l)*: colorless solid, 87 mg, 92%; mp = 136 – 138 °C;  $[\alpha]_D^{24} = -146.0$  (c = 0.5,  
36  
37  $CHCl_3$ ); IR (capillary) 2977, 2934, 2321, 2097, 1715, 1597, 1490, 1392, 1367, 1306, 1248, 1159,  
38  
39 1075, 1044, 1021, 933, 888, 835, 755, 688  $cm^{-1}$ ; <sup>1</sup>H NMR (600 MHz, CDCl<sub>3</sub>)  $\delta$  10.83 (s, 1H, br s,  
40  
41 OH), 8.90 (s, 1H, NH), 7.89 (d,  $J = 8.0$  Hz, 2H, ArH), 7.55 (d,  $J = 8.0$  Hz, 2H, ArH), 7.39 – 7.31 (m,  
42  
43 4H, ArH), 7.19 – 7.15 (m, 2H, ArH), 2.29 – 2.27 (m, 2H, CH<sub>2</sub>CH<sub>3</sub>), 1.77 (s, 3H, CH<sub>3</sub>), 1.26 (s, 9H, *t*-  
44  
45 Bu), 1.15 – 1.14 (m, 3H, CH<sub>2</sub>CH<sub>3</sub>); <sup>13</sup>C NMR (151 MHz, CDCl<sub>3</sub>)  $\delta$  172.3, 164.2, 162.7, 154.3, 146.1,  
46  
47 137.8, 135.6, 129.2, 129.1, 126.5, 125.7, 121.0, 120.5, 119.2, 118.1, 95.2, 80.4, 69.9, 28.2, 20.9, 11.5,  
48  
49 9.9; MS (EI)  $m/z$ : 475.3  $M^+$ ; Anal. calcd for  $C_{26}H_{29}N_5O_4$ : C, 65.67%, H, 6.15%, N, 14.73%, found: C  
50  
51 65.54%, H, 6.17%, N, 14.43%.

52  
53  
54  
55  
56 *tert-Butyl (S)-(5-hydroxy-3'-isopropyl-3-methyl-5'-oxo-1,1'-diphenyl-1',5'-dihydro-1H,4'H-[4,4'-*  
57  
58 *bipyrazol]-4'-yl)carbamate (5m)*: colorless solid, 93 mg, 95%; mp = 145 – 147 °C;  $[\alpha]_D^{24} = -186.2$  (c  
59  
60 = 0.6,  $CHCl_3$ ); IR (capillary) 2974, 2931, 2107, 1715, 1597, 1490, 1369, 1305, 1249, 1160, 1078,  
1023, 979, 899, 834, 755, 689, 660  $cm^{-1}$ ; <sup>1</sup>H NMR (600 MHz, CD<sub>3</sub>OD)  $\delta$  8.02 – 7.94 (m, 2H, ArH),

1  
2  
3 7.57 – 7.55 (m, 2H, ArH), 7.51 – 7.48 (m, 2H, ArH), 7.46 – 7.43 (m, 2H, ArH), 7.37– 7.34 (m, 1H,  
4 ArH), 7.23 (t,  $J = 7.4$  Hz, 1H, ArH), 2.81 – 2.78 (m, 1H,  $\text{CH}(\text{CH}_3)_2$ ), 1.98 (s, 3H,  $\text{CH}_3$ ), 1.42 (s, 6H,  $t$ -  
5 Bu), 1.37 – 1.18 (m, 3H,  $t$ -Bu, 6H,  $\text{CH}(\text{CH}_3)_2$ );  $^{13}\text{C}$  NMR (151 MHz,  $\text{CD}_3\text{OD}$ )  $\delta$  173.0, 167.3, 163.0,  
6 155.7, 146.1, 139.4, 139.4, 136.3, 130.5, 129.9, 128.4, 126.4, 123.1, 120.1, 119.1, 95.0, 81.6, 66.8,  
7 29.6, 28.6, 28.4, 21.3, 21.2, 11.2; MS (EI)  $m/z$ : 489.3  $\text{M}^+$ ; HRMS (ESI)  $m/z$ :  $[\text{M} + \text{Na}]^+$  calcd for  
8  $\text{C}_{27}\text{H}_{31}\text{N}_5\text{O}_4\text{Na}$  512.2268, found 512.2256.

9  
10  
11  
12  
13  
14  
15  
16  
17 *tert*-Butyl (S)-(3'-(*tert*-butyl)-5-hydroxy-3-methyl-5'-oxo-1,1'-diphenyl-1',5'-dihydro-1H,4'H-[4,4'-  
18 bipyrazol]-4'-yl)carbamate (**5n**): colorless solid, 68 mg, 67%; mp = 165 – 158 °C;  $[\alpha]_{\text{D}}^{24} = -108.0$  (c =  
19 0.5,  $\text{CHCl}_3$ ); 80:20 *er*; SFC [(*R,R*)-Whelk-O1 column, MeOH/ $\text{CO}_2$ , 4.00 mL/min, 151 bar, 230 nm]  $t_{\text{R}}$   
20 17.83 min (minor),  $t_{\text{R}}$  18.94 min (major); IR (capillary) 2977, 2932, 2097, 1713, 1595, 1492, 1393,  
21 1362, 1305, 1254, 1158, 1073, 1029, 953, 885, 838, 794, 755, 690  $\text{cm}^{-1}$ ;  $^1\text{H}$  NMR (600 MHz,  $\text{CD}_3\text{OD}$ )  
22  $\delta$  8.04 – 7.94 (m, 2H, ArH), 7.58 – 7.57 (m, 2H, ArH), 7.52 – 7.49 (m, 2H, ArH), 7.46 – 7.43 (m, 2H,  
23 ArH), 7.38 – 7.36 (m, 1H, ArH), 7.24 (t,  $J = 7.5$  Hz, 1H), 1.94 (s, 3H,  $\text{CH}_3$ ), 1.42 (s, 6H,  $t$ -Bu), 1.34 (s,  
24 3H,  $t$ -Bu), 1.31 (s, 6H,  $t$ -Bu), 1.26 (s, 3H,  $t$ -Bu);  $^{13}\text{C}$  NMR (151 MHz,  $\text{CD}_3\text{OD}$ ) 173.2, 167.7, 163.0,  
25 155.6, 145.7, 139.3, 136.3, 130.5, 130.1, 129.9, 128.5, 126.4, 126.2, 123.3, 120.0, 119.0, 95.7, 81.5,  
26 66.9, 37.0, 29.5, 29.3, 28.6, 28.4, 10.9; MS (EI)  $m/z$ : 503.3  $\text{M}^+$ ; HRMS (ESI)  $m/z$ :  $[\text{M} + \text{Na}]^+$  calcd for  
27  $\text{C}_{28}\text{H}_{33}\text{N}_5\text{O}_4\text{Na}$  526.2424, found 526.2419.

28  
29  
30  
31  
32  
33  
34  
35  
36  
37  
38  
39  
40  
41 *tert*-Butyl (S)-(5-hydroxy-3-methyl-5'-oxo-1,1',3'-triphenyl-1',5'-dihydro-1H,4'H-[4,4'-bipyrazol]-4'-  
42 yl)carbamate (**5o**): colorless solid, 97 mg, 93%; mp = 155 – 156 °C;  $[\alpha]_{\text{D}}^{24} = -8.0$  (c = 0.5,  $\text{CHCl}_3$ );  
43 87:13 *er*; SFC [(*R,R*)-Whelk-O1 column, MeOH/ $\text{CO}_2$ , 4.00 mL/min, 148 bar, 230 nm]  $t_{\text{R}}$  12.68 min  
44 (minor),  $t_{\text{R}}$  13.45 min (major); IR (capillary) 2977, 2929, 2098, 1717, 1597, 1490, 1371, 1292, 1254,  
45 1156, 1115, 1074, 1023, 949, 917, 878, 837, 796, 756, 688  $\text{cm}^{-1}$ ;  $^1\text{H}$  NMR (600 MHz,  $\text{CD}_3\text{OD}$ )  $\delta$  8.12  
46 – 8.03 (m, 4H, ArH), 7.56 – 7.54 (m, 2H, ArH), 7.49 – 7.42 (m, 7H, ArH), 7.33 (t,  $J = 7.5$  Hz, 1H,  
47 ArH), 7.28 – 7.25 (m, 1H, ArH), 1.99 (s, 3H,  $\text{CH}_3$ ), 1.31 (s, 6H,  $t$ -Bu), 1.14 (s, 3H,  $t$ -Bu);  $^{13}\text{C}$  NMR  
48 (151 MHz,  $\text{CD}_3\text{OD}$ ) 173.5, 162.5, 157.7, 155.8, 146.1, 139.3, 136.2, 131.9, 130.4, 130.0, 129.9, 128.4,  
49 127.7, 126.7, 123.2, 120.3, 119.4, 95.5, 81.7, 65.8, 28.5, 28.3, 11.2; MS (EI)  $m/z$ : 523.3  $\text{M}^+$ ; HRMS  
50 (ESI)  $m/z$ :  $[\text{M} + \text{H}]^+$  calcd for  $\text{C}_{30}\text{H}_{30}\text{N}_5\text{O}_4$  524.2292, found 524.2290.

**General procedure for the acylation of product 5.** In a 10 mL reaction tube equipped with a magnetic stirring bar, the amino-bis-pyrazolone **5** (1 equiv., 0.1 mmol) was stirred in dichloromethane (1.0 mL) at room temperature followed by the addition of Ac<sub>2</sub>O (2.0 equiv. 0.2 mmol) and triethylamine (0.3 equiv., 0.03 mmol). The stirring was continued for 3 hours at room temperature and the crude product was directly purified by flash column chromatography (*n*-hexane/EtOAc, 3:1) to afford the enolacetate product **6**.

*(S)*-4'-((*tert*-Butoxycarbonyl)amino)-3,3'-dimethyl-5'-oxo-1,1'-diphenyl-4',5'-dihydro-1*H*,1'*H*-[4,4'-bipyrazol]-5-yl acetate (**6a**): colorless solid, 49 mg, 97%; mp = 179 – 181 °C; 98.5:1.5 *er*; HPLC [chiralpak AD column, *n*-heptane/*i*-PrOH, 8:2, 1.0 mL/min, 254 nm] *t*<sub>R</sub> 9.90 min (minor), *t*<sub>R</sub> 15.67 min (major); IR (capillary) 3294, 2929, 1656, 1530, 1446, 1367, 1241, 1051, 752, 691 cm<sup>-1</sup>; <sup>1</sup>H NMR (600 MHz, CDCl<sub>3</sub>) δ 7.94 – 7.93 (m, 2H, ArH), 7.42– 7.37 (m, 6H, ArH), 7.35 – 7.33 (m, 1H, ArH), 7.18 – 7.16 (m, 1H, ArH), 5.57 (br s, 1H, NH), 2.46 (s, 3H, CH<sub>3</sub>), 2.17 (s, 3H, CH<sub>3</sub>), 1.99 (s, 3H, CH<sub>3</sub>), 1.39 (s, 9H, *t*-Bu); <sup>13</sup>C NMR (151 MHz, CDCl<sub>3</sub>) δ 170.7, 166.7, 159.2, 153.8, 146.8, 141.5, 138.2, 137.3, 129.4, 129.0, 128.3, 125.1, 123.5, 118.7, 101.4, 64.5, 28.2, 20.1, 15.0, 14.2; MS (EI) *m/z*: 503.0 M<sup>+</sup>; HRMS (ESI) *m/z*: [M + Na]<sup>+</sup> calcd for C<sub>27</sub>H<sub>29</sub>N<sub>5</sub>O<sub>5</sub>Na 526.2061, found 526.2064.

*(S)*-4'-((*tert*-Butoxycarbonyl)amino)-3'-ethyl-3-methyl-5'-oxo-1,1'-diphenyl-4',5'-dihydro-1*H*,1'*H*-[4,4'-bipyrazol]-5-yl acetate (**6l**): colorless wax, 50 mg, 97%; 98.5:1.5 *er*; HPLC [chiralpak IA column, *n*-heptane/*i*-PrOH, 7:3, 0.5 mL/min, 254 nm] *t*<sub>R</sub> 13.86 min (minor), 20.54 min (major); IR (capillary) 3278, 2970, 2325, 1719, 1591, 1477, 1358, 1155, 1050, 876, 751 cm<sup>-1</sup>; <sup>1</sup>H NMR (600 MHz, CDCl<sub>3</sub>) δ 7.98 – 7.99 (m, 2H, ArH), 7.42 – 7.38 (m, 6H, ArH), 7.34 – 7.32 (m, 1H, ArH), 7.18 – 7.16 (m, 1H, ArH), 5.57 (s, 1H, NH), 2.51 – 2.43 (m, 2H, CH<sub>2</sub>CH<sub>3</sub>), 2.43 (s, 3H, CH<sub>3</sub>), 1.97 (s, 3H, CH<sub>3</sub>), 1.37 (br s, 9H, *t*-Bu), 1.31 (d, *J* = 7.4 Hz, 3H, CH<sub>2</sub>CH<sub>3</sub>); <sup>13</sup>C NMR (151 MHz, CDCl<sub>3</sub>) δ 171.0, 166.7, 162.8, 146.6, 141.5, 138.4, 137.3, 129.4, 129.0, 128.3, 125.1, 101.8, 64.5, 28.4, 28.2, 21.5, 20.1, 15.0, 9.5; MS (EI) *m/z*: 517.4 M<sup>+</sup>; HRMS (ESI) *m/z*: [M + Na]<sup>+</sup> calcd for C<sub>28</sub>H<sub>31</sub>N<sub>5</sub>O<sub>5</sub>Na 540.2217, found 540.2211.

*(S)*-4'-((*tert*-Butoxycarbonyl)amino)-3'-isopropyl-3-methyl-5'-oxo-1,1'-diphenyl-4',5'-dihydro-1*H*,1'*H*-[4,4'-bipyrazol]-5-yl acetate (**6m**): colorless wax, 51 mg, 96%; 98.5:1.5 *er*; HPLC [chiralpak IA

1  
2  
3 column, *n*-heptane/*i*-PrOH, 7:3, 0.5 mL/min, 254 nm] tR 15.93 min (minor), 17.10 min (major); IR  
4 (capillary) 3238, 2965. 2309, 1716, 1594, 1480, 1361, 1155, 871, 749 cm<sup>-1</sup>; <sup>1</sup>H NMR (600 MHz,  
5 CDCl<sub>3</sub>) δ 8.01 (d, *J* = 8.0 Hz, 2H, ArH), 7.43 – 7.39 (m, 6H, ArH), 7.35 – 7.33 (m, 1H, ArH), 7.19 –  
6 7.16 (m, 1H, ArH), 5.74 (s, 1H, NH), 2.83 – 2.64 (m, 1H, CH(CH<sub>3</sub>)<sub>2</sub>), 2.37 (s, 3H, CH<sub>3</sub>), 1.94 (s, 3H,  
7 CH<sub>3</sub>), 1.41 – 1.22 (br m, 9H, *t*-Bu, 3H, CH(CH<sub>3</sub>)<sub>2</sub>), 1.23 – 1.22 (m, 3H, CH(CH<sub>3</sub>)<sub>2</sub>); <sup>13</sup>C NMR (151  
8 MHz, CDCl<sub>3</sub>) δ 170.9, 166.6, 165.4, 153.9, 146.2, 141.6, 138.3, 137.3, 129.4, 129.0, 128.3, 125.0,  
9 123.5, 118.6, 101.8, 53.6, 28.4, 28.2, 21.0, 20.8, 20.1, 14.9; MS (EI) *m/z*: 531.4 M<sup>+</sup>; HRMS (ESI) *m/z*:  
10 [M + Na]<sup>+</sup> calcd for C<sub>29</sub>H<sub>33</sub>N<sub>5</sub>O<sub>5</sub>Na 554.2374, found 554.2374.  
11  
12  
13  
14  
15  
16  
17  
18  
19  
20

21 **General procedure for the synthesis of 8 and ent-8.** In a 10 mL reaction tube equipped with a  
22 magnetic stirring bar, the imine **4a** (1.1 equiv., 0.22 mmol), catalyst **C-2** or **C-5** (2 mol%) and 4 Å  
23 molecular sieves (50 mg) were stirred in dichloromethane (1.0 mL) at -48 °C. After 10 minutes,  
24 pyrazolone **7** (1.0 equiv. 0.2 mmol) was added and the stirring was continued for 24 hours at the same  
25 temperature. The reaction mixture was kept at room temperature for 1 hour and the crude product was  
26 directly purified by flash column chromatography (*n*-hexane/EtOAc, 4:1) to afford the products **8** or  
27 *ent*-**8**.  
28  
29  
30  
31  
32  
33  
34  
35

36  
37 *tert*-Butyl ((4*S*,4'*S*)-3',4-dimethyl-5,5'-dioxo-1,1'-diphenyl-3-(phenylethynyl)-1',4,5,5'-tetrahydro-  
38 1*H*,4'*H*-[4,4'-bipyrazol]-4'-yl)carbamate (**8a**): colorless solid, 102 mg, 88%; mp = 97 – 98 °C; [α]<sub>D</sub><sup>24</sup> =  
39 -144.0 (c = 0.5, CHCl<sub>3</sub>); 96.5:3.5 *er*; HPLC [(*S,S*)-Whelk-O1 column, *n*-heptane/*i*-PrOH, 9:1, 1.0  
40 mL/min, 230 nm] tR 12.00 min (minor), 13.93 min (major), IR (capillary) 3333, 2979, 2209, 1720,  
41 1483, 1359, 1147, 878, 748 cm<sup>-1</sup>; <sup>1</sup>H NMR (600 MHz, CDCl<sub>3</sub>) δ 7.84 – 7.83 (m, 2H, ArH), 7.76 –  
42 7.74 (m, 2H, ArH), 7.61–7.59 (m, 2H, ArH), 7.48 – 7.40 (m, 5H, ArH), 7.30 – 7.25 (m, 3H, ArH),  
43 7.13 – 7.11 (m, 2H, ArH, NH), 2.35 (s, 3H, CH<sub>3</sub>), 1.72 (s, 3H, CH<sub>3</sub>), 1.39 (s, 9H, *t*-Bu); <sup>13</sup>C NMR (151  
44 MHz, CDCl<sub>3</sub>) δ 171.8, 169.7, 155.6, 154.4, 143.6, 137.7, 136.8, 132.2, 130.4, 129.1, 128.9, 128.8,  
45 126.7, 125.3, 120.7, 120.3, 119.3, 99.4, 79.3, 68.3, 52.9, 28.2, 16.4, 16.2; MS (ESI) *m/z*: 584.2 [M +  
46 Na]<sup>+</sup>; HRMS (ESI) *m/z*: [M + Na]<sup>+</sup> calcd for C<sub>33</sub>H<sub>31</sub>N<sub>5</sub>O<sub>4</sub>Na 584.2268, found 584.2266.  
47  
48  
49  
50  
51  
52  
53  
54  
55  
56  
57  
58  
59  
60

*tert*-Butyl ((4*S*,4'*S*)-3,3'-dimethyl-5,5'-dioxo-1,1'-diphenyl-4-(prop-2-yn-1-yl)-1',4,5,5'-tetrahydro-  
1*H*,4'*H*-[4,4'-bipyrazol]-4'-yl)carbamate (**8b**): colorless solid, 86 mg, 86%; mp = 94 – 96 °C; [α]<sub>D</sub><sup>24</sup> =



1  
2  
3 +48.0 (c = 0.5, CHCl<sub>3</sub>); 94:6 *er*; HPLC [(*S,S*)-Whelk-O1 column, *n*-heptane/*i*-PrOH, 9:1, 1.0 mL/min,  
4  
5 254 nm] tR 10.60 min (minor), 12.92 min (major); IR (capillary) 3296, 2975, 2190, 1718, 1470, 1355,  
6  
7 1163, 878, 760 cm<sup>-1</sup>; <sup>1</sup>H NMR (600 MHz, CDCl<sub>3</sub>) 7.82 – 7.80 (m, 2H, ArH), 7.77 – 7.75 (m, 2H,  
8  
9 ArH), 7.43 – 7.40 (m, 2H, ArH), 7.38 – 7.35 (m, 2H, ArH), 7.26 – 7.23 (m, 1H, ArH), 7.19 – 7.17 (m,  
10  
11 1H, ArH), 3.21 (dd, *J* = 16.4, 2.6 Hz, 1H, CH<sub>2</sub>), 2.84 (dd, *J* = 16.4, 2.6 Hz, 1H, CH<sub>2</sub>), 2.30 (s, 3H,  
12  
13 CH<sub>3</sub>), 2.08 (s, 3H, CH<sub>3</sub>), 1.97 (t, *J* = 2.6 Hz, 1H, CH), 1.37 (s, 9H, *t*-Bu); <sup>13</sup>C NMR (151 MHz, CDCl<sub>3</sub>)  
14  
15 δ 170.9, 169.7, 156.2, 155.4, 137.4, 136.8, 129.1, 129.0, 126.4, 125.6, 120.4, 119.1, 75.4, 72.6, 67.7,  
16  
17 57.2, 28.2, 20.1, 16.5, 14.7; MS (EI) *m/z*: 499.3 M<sup>+</sup>; HRMS (ESI) *m/z*: [M + Na]<sup>+</sup> calcd for  
18  
19 C<sub>28</sub>H<sub>29</sub>N<sub>5</sub>O<sub>4</sub>Na 522.2109, found 522.2112.  
20  
21  
22

23  
24 **General procedure for the synthesis of 9.** In a 10 mL reaction tube equipped with a magnetic  
25  
26 stirring bar, the imine **4a** (1.1 equiv., 0.22 mmol), catalyst **C-2** (1 mol%) and 4 Å molecular sieves (50  
27  
28 mg) were stirred in dichloromethane (1.0 mL) at -48 °C. After 10 minutes, pyrazolone **1a** (1.0 equiv.  
29  
30 0.2 mmol) was added and the stirring was continued for 24 hours at the same temperature. The  
31  
32 reaction mixture was warmed to the room temperature. After 1 hour NFSI or NCS (1.5 equiv.) and  
33  
34 K<sub>2</sub>CO<sub>3</sub> (1.5 equiv.) were added and the reaction mixture was stirred for 3.5 hours at the room  
35  
36 temperature. The crude product was directly purified by flash column chromatography (*n*-  
37  
38 hexane/EtOAc, 4:1) to afford the products **9a** or **9b**.  
39  
40

41 *tert*-Butyl ((4*R*,4'*S*)-4-fluoro-3,3'-dimethyl-5,5'-dioxo-1,1'-diphenyl-1',4,5,5'-tetrahydro-1*H*,4'*H*-[4,4'-  
42  
43 bipyrazol]-4'-yl)carbamate (**9b**): colorless solid, 59 mg, 62%; mp = 75 – 77 °C; [α]<sub>D</sub><sup>24</sup> = +180.0 (c =  
44  
45 0.5, CHCl<sub>3</sub>); 98.5:1.5 *er*; HPLC [chiralpak IC column, *n*-heptane/*i*-PrOH, 9:1, 1.0 mL/min, 230 nm] tR  
46  
47 3.72 min (major), 5.09 min (minor); IR (capillary) 3379, 2931, 2083, 1717, 1493, 1369, 1247, 1157,  
48  
49 908, 831, 752, 690 cm<sup>-1</sup>; <sup>1</sup>H NMR (400 MHz, CDCl<sub>3</sub>) 7.77 (d, *J* = 8.1 Hz, 4H, ArH), 7.43 – 7.33 (m,  
50  
51 4H, ArH), 7.27 – 7.24 (m, 1H, ArH), 7.20 – 7.16 (s, 1H, ArH), 2.34 (s, 3H, CH<sub>3</sub>), 2.12 (s, 3H, CH<sub>3</sub>),  
52  
53 1.39 (s, 9H, *t*-Bu); <sup>13</sup>C NMR (101 MHz, CDCl<sub>3</sub>) δ 167.1, 164.7, 156.7, 154.0, 152.2, 137.5, 136.2,  
54  
55 129.2, 129.1, 126.7, 125.9, 119.8, 119.2, 89.7, 82.0, 69.0, 28.2, 15.7, 14.0; <sup>19</sup>F NMR (376 MHz,  
56  
57 CDCl<sub>3</sub>) -179.94; MS (EI) *m/z*: 479.0 M<sup>+</sup>; HRMS (ESI) *m/z*: [M + Na]<sup>+</sup> calcd for C<sub>25</sub>H<sub>26</sub>N<sub>5</sub>O<sub>4</sub>FN  
58  
59 502.1861, found 502.1862.  
60

1  
2  
3 *tert*-Butyl ((4*R*,4'*S*)-4-chloro-3,3'-dimethyl-5,5'-dioxo-1,1'-diphenyl-1',4,5,5'-tetrahydro-1*H*,4'*H*-[4,4'-  
4 bipyrazol]-4'-yl)carbamate (**9b**): colorless solid, 78 mg, 79%; mp = 83 – 85 °C;  $[\alpha]_D^{24} = -170.0$  (c =  
5 0.5, CHCl<sub>3</sub>); 98.5:1.5 *er*; HPLC [chiralpak IA column, *n*-heptane/*i*-PrOH, 7:3, 0.7 mL/min, 230 nm]  $t_R$   
6 5.24 min (minor),  $t_R$  5.70 min (major); IR (capillary) 3354, 2932, 2101, 1718, 1595, 1490, 1369, 1259,  
7 1157, 1064, 902, 826, 745, cm<sup>-1</sup>; <sup>1</sup>H NMR (600 MHz, CDCl<sub>3</sub>) 7.81 – 7.80 (m, 2H, ArH), 7.77 – 7.75  
8 (m, 2H, ArH), 7.44 – 7.41 (m, 2H, ArH), 7.38 – 7.35 (m, 2H, ArH), 7.28 – 7.25 (m, 1H, ArH), 7.20 –  
9 7.18 (m, 1H, ArH), 2.42 (s, 3H, CH<sub>3</sub>), 2.15 (s, 3H, CH<sub>3</sub>), 1.40 (s, 9H, *t*-Bu); <sup>13</sup>C NMR (151 MHz,  
10 CDCl<sub>3</sub>)  $\delta$  168.0, 166.7, 156.9, 153.2, 137.4, 136.4, 129.2, 129.1, 126.7, 125.9, 120.0, 119.2, 82.04,  
11 68.3, 62.2, 29.8, 28.2, 16.5, 14.0; MS (EI)  $m/z$ : 494.9 M<sup>+</sup>; HRMS (ESI)  $m/z$ : [M + K]<sup>+</sup> calcd for  
12 C<sub>25</sub>H<sub>26</sub>N<sub>5</sub>O<sub>4</sub>ClK 534.1305, found 534.1305.  
13  
14  
15  
16  
17  
18  
19  
20  
21  
22  
23  
24

## 25 ASSOCIATED CONTENT

26 The Supporting Information is available free of charge on the ACS Publications website at DOI:  
27  
28  
29

30 xxxxxxxxxxxxxxxxxxxxxxxx.  
31

32 NMR spectra, HPLC data, and X-ray crystal structures of **6a** and **8a** (PDF).  
33  
34

## 35 AUTHOR INFORMATION

### 36 Corresponding Author

37  
38  
39  
40  
41 \*E-mail: enders@rwth-aachen.de  
42

43 *Author Contributions*  
44

45  
46  
47 <sup>§</sup>*P.C. and S.M. contributed equally.*  
48  
49

### 50 Notes

51  
52  
53 The authors declare no competing financial interest.  
54  
55

## 56 ACKNOWLEDGEMENTS

57  
58  
59 We thank Mrs. Cornelia Vermeeren for her help with the SFC measurements.  
60

## REFERENCES

1  
2  
3 (1) For recent reviews on pyrazole derivatives, see: (a) Varvounis, G. *Adv. Heterocycl. Chem.* **2009**,  
4 98, 143. (b) Fustero, S.; Sánchez-Roselló, M.; Barrio, P.; Simón-Fuentes, A. *Chem. Rev.* **2011**, *111*,  
5 6984. (c) Schmidt, A.; Dreger, A.; *Curr. Org. Chem.* **2011**, *15*, 1423. (d) Kumar, V.; Kaur, K.; Gupta,  
6 G. K.; Sharma, A. K. *Eur. J. Med. Chem.* **2013**, *69*, 735. (e) Gupta, P.; Gupta, J. K.; Halve, A. K. *Int.*  
7 *J. Pharm. Sci. Res.* **2015**, *6*, 2292.

8  
9  
10  
11  
12 (2) (a) Brune, K. *Acute Pain* **1997**, *1*, 33-40. (b) Tainter, M. L. *Ann. N.Y. Acad. Sci.* **1948**, *51*, 3.

13  
14  
15 (3) (a) Watanabe, T.; Tanaka, K.; Watanabe, K.; Takamatsu, Y.; Tobe, A. *Yakugaku Zasshi* **2004**,  
16 *124*, 99. (b) Yoshida, H.; Yanai, H.; Namiki, Y.; Sasaki, F.K.; Furutani, N.; Tada N. *CNS Drug Rev.*  
17 **2006**, *12*, 9. (c) Ji Yuan, W.; Yasuhara, T.; Shingo, T.; Muraoka, K.; Agari, T.; Kameda, M.; Uozumi,  
18 T.; Tajiri, N.; Morimoto, T.; Jing, M.; Baba, T.; Wang, F.; Leung, H.; Matsui, T.; Miyoshi, Y.; Date, I.  
19 *BMC Neuroscience* **2008**, *9*, 75.

20  
21  
22 (4) Hadi, V.; Koh, Y.-H.; Sanchez, T. W.; Barrios, D.; Neamati, N.; Jung, K. W. *Bioorg. Med. Chem.*  
23 *Lett.* **2010**, *20*, 6854.

24  
25  
26 (5) Chande, M. S.; Barve, P. A.; Suryanarayan, V. *J. Heterocycl. Chem.* **2007**, *44*, 49.

27  
28  
29 (6) For a recent review, see: Chauhan, P.; Mahajan, S.; Enders, D. *Chem. Commun.* **2015**, *51*, 12890.

30  
31  
32 (7) Gogoi, S.; Zhao, C.-G.; Ding, D. *Org. Lett.* **2009**, *11*, 2249.

33  
34  
35 (8) For selected examples, see: (a) Liao, Y.-H.; Chen, W.-B.; Wu, Z.-J.; Du, X.-L.; Cun, L.-F.;  
36 Zhang, X.-M.; Yuan, W.-C. *Adv. Synth. Catal.* **2010**, *352*, 827. (b) Companyó, X.; Zea, A.; Alba, A.-  
37 N. R.; Mazzanti, A.; Moyano, A.; Rios, R. *Chem. Commun.* **2010**, 6953. (c) Bao, X.; Wang, B.; Cui,  
38 L.; Zhu, G.; He, Y.; Qu, J.; Song, Y. *Org. Lett.* **2015**, *17*, 5168. (d) Xue, F.; Bao, X.; Zou, L.; Qu, J.;  
39 Wang, B. *Adv. Synth. Catal.* **2016**, *358*, 3971. (e) Bao, X.; Wei, S.; Zou, L.; He, Y.; Xue, F.; Qu, J.;  
40 Wang, B. *Chem. Commun.* **2016**, *52*, 11426. (f) Xie, J.; Xing, X.-Y.; Sha, F.; Wu, Z.-Y.; Wu, X.-Y.  
41 *Org. Biomol. Chem.* **2016**, *14*, 8346. (g) Amr, F.I.; Vila, C.; Blay, G.; Muñoz, M. C.; Pedro, J. R. *Adv.*  
42 *Synth. Catal.* **2016**, *358*, 1583. (h) Vila, C.; Amr, F. I.; Blay, G.; Muñoz, M. C.; Pedro, J. R. *Chem.*  
43 *Asian J.* **2016**, *11*, 1532. (i) Zheng, J.; Wang, S.-B.; Zheng, C.; You, S.-L. *Angew. Chem. Int. Ed.*  
44 **2017**, *56*, 4540.

45  
46  
47 (9) (a) Gogoi, S.; Zhao, C.-G. *Tetrahedron Lett.* **2009**, *50*, 2252. (b) Enders, D.; Grossmann, A.;  
48 Gieraths, B.; Düzdemir, M.; Merkens, C. *Org. Lett.* **2012**, *14*, 4254. (c) Hack, D.; Chauhan, P.;

1  
2  
3 Deckers, K.; Mizutani, Y.; Raabe, G.; Enders, D. *Chem. Commun.* **2015**, 2266. (d) Yetra, S. R.;  
4  
5 Mondal, S.; Suresh, E.; Biju, A. T. *Org. Lett.* **2015**, *17*, 1417.

6  
7 (10) Chen, Z.-P.; Chen, M.-W.; Shi, L.; Yu, C.-B.; Zhou, Y.-G. *Chem. Sci.* **2015**, *6*, 3415.

8  
9 (11) (a) Rasso, G.; Zambrano, V.; Pinna, L.; Curti, C.; Battistini, L.; Sartori, A.; Pelosi, G.;  
10  
11 Casiraghi, G.; Zanardic, F. *Adv. Synth. Catal.* **2014**, *356*, 2330. (b) Yetra, S. R.; Mondal, S.;  
12  
13 Mukherjee, S.; Gonnade, R. G.; Biju, A.T. *Angew. Chem. Int. Ed.* **2016**, *55*, 268.

14  
15 (12) For selected examples, see: (a) Chauhan, P.; Mahajan, S.; Loh, C. C. J.; Raabe, G.; Enders, D.  
16  
17 *Org. Lett.* **2014**, *16*, 2954. (b) Han, B.; Huang, W.; Ren, W.; He, G.; Wang, J.-H.; Peng, C. *Adv. Synth.*  
18  
19 *Catal.* **2015**, *357*, 561. (c) Ceban, V.; Olomola, T. O.; Meazza, M.; Rios, R. *Molecules* **2015**, *20*, 8574.  
20  
21 (d) Wang, L.; Li, S.; Chauhan, P.; Hack, D.; Philipps, A. R.; Puttreddy, R.; Rissanen, K.; Raabe, G.;  
22  
23 Enders, D. *Chem. Eur. J.* **2016**, *22*, 5123. (e) Maity, R.; Gharui, C.; Sil, A. K.; Pan, S. C. *Org. Lett.*  
24  
25 **2017**, *19*, 662.

26  
27 (13) (a) Yang, Z.; Wang, Z.; Bai, S.; Liu, X.; Lin, L.; Feng, X. *Org. Lett.* **2011**, *13*, 596. (b) Šimek,  
28  
29 M.; Remeš, M.; Veselý, J.; Rios, R. *Asian J. Org. Chem.* **2013**, *2*, 64.

30  
31 (14) For selected reviews on the bifunctional hydrogen-bonding organocatalysts, see: (a) Alemán,  
32  
33 J.; Parra, A.; Jiang, H.; Jørgensen, K. A. *Chem. Eur. J.* **2011**, *17*, 6890. (b) Chauhan, P.; Chimni, S. S.  
34  
35 *RSC Adv.* **2012**, *2*, 737. (c) Fang, X.; Wang, C.-J. *Chem. Commun.* **2014**, *51*, 1185. (d) Chauhan, P.;  
36  
37 Mahajan, S.; Kaya, U.; Hack, D.; Enders, D. *Adv. Synth. Catal.* **2015**, *357*, 253.

38  
39 (15) CCDC 1537522 (**6a**) and CCDC 1537523 (**8a**) contain the supplementary crystallographic data  
40  
41 for this paper. These data can be obtained free of charge from The Cambridge Crystallographic Data  
42  
43 Centre. For X-ray crystal structures of **6a** and **8a**, see supporting information  
44  
45  
46

47  
48 (16) (a) Malerich, J. P.; Hagihara, K.; Rawal, V. H. *J. Am. Chem. Soc.* **2008**, *130*, 1441. (b) Zhu, Y.;  
49  
50 Malerich, J. P.; Rawal, V. H. *Angew. Chem. Int. Ed.* **2010**, *49*, 153.

51  
52 (17) Yi, H. L.; Tang, W. L.; Deng, L. *J. Am. Chem. Soc.* **2004**, *126*, 9906.  
53  
54  
55  
56  
57  
58  
59  
60