

**This is an electronic reprint of the original article.
This reprint *may differ* from the original in pagination and typographic detail.**

Author(s): Tolokonnikov, S. V.; Borzov, I. N.; Kortelainen, Markus; Lutostansky, Yu. S.; Saperstein, E. E.

Title: Fayans functional for deformed nuclei. Uranium region

Year: 2016

Version:

Please cite the original version:

Tolokonnikov, S. V., Borzov, I. N., Kortelainen, M., Lutostansky, Y. S., & Saperstein, E.E. (2016). Fayans functional for deformed nuclei. Uranium region. In A. Andreev, N. Arsenyev, S. Ershov, V. Sargsyan, & A. Vdovin (Eds.), NSRT15 : International Conference on Nuclear Structure and Related Topics. EDP Sciences. EPJ Web of Conferences, 107. <https://doi.org/10.1051/epjconf/201610702003>

All material supplied via JYX is protected by copyright and other intellectual property rights, and duplication or sale of all or part of any of the repository collections is not permitted, except that material may be duplicated by you for your research use or educational purposes in electronic or print form. You must obtain permission for any other use. Electronic or print copies may not be offered, whether for sale or otherwise to anyone who is not an authorised user.

Fayans functional for deformed nuclei. Uranium region

S. V. Tolokonnikov^{1,2,a}, I. N. Borzov^{1,3}, M. Kortelainen^{4,5}, Yu. S. Lutostansky¹, and E. E. Saperstein^{1,6,b}

¹National Research Centre “Kurchatov Institute”, 123182, Moscow, Russia

²Moscow Institute of Physics and Technology, 141700, Dolgoprudny, Moscow Region, Russia

³Joint Institute for Nuclear Research, 141980 Dubna, Russia

⁴Department of Physics, P.O. Box 35 (YFL), University of Jyväskylä, FI-40014 Jyväskylä, Finland

⁵Helsinki Institute of Physics, P.O. Box 64, FI-00014 University of Helsinki, Finland

⁶National Research Nuclear University MEPhI, 115409 Moscow, Russia

Abstract. Fayans energy density functional (EDF) FaNDF⁰ has been applied to the nuclei around uranium region. Ground state characteristics of the Th, U and Pu isotopic chains, up to the two-neutron drip line, are found and compared with predictions from several Skyrme EDFs. The two-neutron drip line is found for FaNDF⁰, SLy4 and SkM* EDFs for a set of elements with even proton number, from Pb up to Fm.

1 Introduction

Presently, the Hartree-Fock (HF) or Hartree-Fock-Bogoliubov (HFB) methods together with the effective Skyrme forces [1], Gogny forces [2] or relativistic mean-field (RMF) models [3] are most common microscopical models applied for description of the ground state properties of the heavy nuclei. All of the aforementioned approaches are usually interpreted as a version of the energy density functional (EDF) method suggested by Kohn and Sham [4]. This method is based on the theorem of Hohenberg-Kohn [5], which states that the ground state energy E_0 of any quantum system is a functional of its density $\rho(\mathbf{r})$. By itself, the theorem says nothing about the form of this functional, and various options for the Skyrme EDF and the Gogny EDF are, in fact, different “ansatzs”. Among popular Skyrme EDFs, there are quite old functionals SkM* [6] and SLy4 [7], see the review article [8]. A record in the accuracy of the description of the nuclear masses belongs to the Skyrme functional HFB-17 [9] with the average deviation from the experiment being around 600 keV, obtained by adding phenomenological corrections atop of the mean-field. Of a comparable accuracy are the other functionals of this family, up to the HFB-27, the corresponding tables are presented on the site [10]. Also relatively new functional UNEDF1 [11] has proved to be very successful in describing the deformed nuclei.

It is also worth to mention a relatively newly developed approach, known originally as a BCP (Barcelona-Catania-Paris) [12] method, and later as a BCPM (Barcelona-Catania-Paris-Madrid) method [13]. The main bulk term of the BCPM functional was found by starting from the equation of the state of nuclear and neutron matter, ob-

tained within the Brueckner-Hartree-Fock method by using a realistic $NN + NNN$ potential.

We use the EDF developed by S. A. Fayans with co-authors [14–17]. In comparison to the Skyrme or Gogny EDFs, it possess two main peculiarities. Firstly, the main in-volume term of the Fayans EDF has more sophisticated form. It can be schematically written as

$$\mathcal{E}(\rho) = \frac{a\rho^2}{2} \frac{1 + \alpha\rho^\sigma}{1 + \gamma\rho^\sigma} \quad (1)$$

The corresponding term of the Skyrme EDF would correspond to $\gamma=0$ case within this relation. The use of the bare mass, $m^*=m$, is another peculiarity of the Fayans method. Both features of this approach are closely related to the self-consistent Theory of Finite Fermi Systems (TFFS) [18]. The latter is based on general principles of the TFFS [19] supplemented with the TFFS self-consistency relations [20]. These two peculiarities of the Fayans approach reflect, in an effective manner, energy dependence effects inherent to the self-consistent TFFS. E.g., the effective mass in this approach is a product $m^*=m_k^* \cdot m_E^*$ of the “ k -mass” and the “ E -mass”. The two effects compensate each other almost exactly [18] resulting in $m^* \simeq 1$. In the Skyrme HF method, the E -mass is identically equal to unit and the effective mass may deviate from unity.

Until recently, the Fayans method was applied for spherical nuclei only. It turned out to be rather successful in systematic description of nuclear magnetic [21, 22] and quadrupole [23, 24] moments, nuclear radii [25], beta-decay probabilities [26], the energies and $B(E2)$ values for the first excited 2^+ states in semi-magic nuclei [27, 28]. In a recent study of the single-particle energies in seven magic nuclei, a record accuracy was achieved [29]. Most of these calculations were made with the EDF DF3-a [30], which is a small modification of the DF3 [15, 17] param-

^ae-mail: tolkn@mail.ru

^be-mail: saper43_7@mail.ru

eter set, concerning the spin-dependent terms of the EDF. In particular, the effective tensor term of DF3-a is significantly stronger than the DF3 one.

The Fayans EDF was applied recently to deformed nuclei for the first time [31]. A localized version FaNDF⁰ [16] of the general finite range Fayans EDF was used which makes its surface term more similar to the Skyrme one. This allowed to employ the computer code HFBTHO [32], developed for Skyrme EDFs, with some modifications.

The results obtained with the FaNDF⁰ EDF for Pb and U isotopic chains turned out to be promising. In the present work, we continue these calculations around the uranium region. In particular, we investigate the two-neutron drip line for a set of elements from Pb up to Fm, those with even proton number being considered. For a systematic comparison, we carried out also all calculations for two popular Skyrme EDFs, SkM* [6] and SLy4 [7]. For completeness, we included also into the analysis predictions from the HFB-17 and HFB-27 functionals taken from Ref. [10]. In addition we discuss deformation characteristics of the drip line nuclei.

Recent interest to the problem of fixing the neutron drip line [33, 34] is partially induced with importance of this characteristic of the nuclear chart for analysis of the *r*-process dynamics in stars [35–37]. A couple of remarks should be made concerning validity of the EDF method with fixed set of parameters for predicting the drip lines. In particular for the older generation EDFs, the parameterizations were obtained by using data on nuclei close to the stability, that is, with the chemical potential $\mu_{n,p} \simeq -8$ MeV. When extrapolating to very neutron rich systems, the role of EDF parameter errors becomes prominent [33, 38]. Also, analysis of the problem on the basis of the many-body theory point of view [39, 40] shows that in vicinity of drip lines, that is $\mu_n \rightarrow 0$ or $\mu_p \rightarrow 0$, the EDF parameters describing the effective *NN*-interaction at the nuclear surface may need to be modified. Close to the neutron drip line, with a small chemical potential μ_n , attractive part of the *NN*-interaction may become enhanced, resulting a deeper neutron mean-field. This, as a conse-

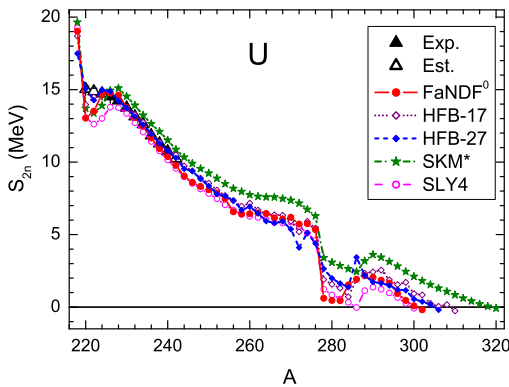


Figure 1. (Color online) S_{2n} values in the uranium chain for different EDFs. Experimental and estimated values are taken from Ref. [41].

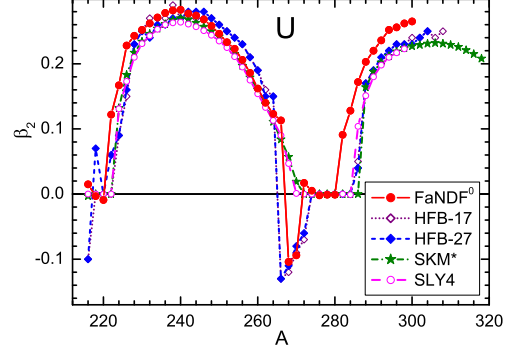


Figure 2. (Color online) β_2 values in the uranium chain for different EDFs.

quence, shifts the drip line farther away. To take this effect into account, a simple model was used in Refs. [39, 40] which, evidently, overestimates the effect, predicting unrealistically strong shift of the drip line. It was, nevertheless, demonstrated that this effect shifts the drip line. However, one should bear in mind that by explicitly introducing such kind of component to the EDF model, the model parameters need to be readjusted, which, so far, has not yet been done. Thus, the total net effect remains still unknown. In the present work we use the standard approach with fixed EDF parameters.

2 Deformation properties of Th, U, and Pu isotopic chains

Details of the computation scheme are identical to those described in Ref. [31]. We employ the axial computer code with the oscillator basis, the number of the oscillator shells being equal to $N_{sh}=25$. We limit ourselves to the quadrupole deformation β_2 only, with reflection symmetry assumed. All the parameters of the normal component of the used FaNDF⁰ EDF are the same as in Ref. [16]. As for the anomalous term of the EDF [16],

$$\mathcal{E}_{\text{anom}} = \sum_{i=n,p} v_i^\dagger(\mathbf{r}) F^\xi(\rho_+(\mathbf{r})) v_i(\mathbf{r}), \quad (2)$$

where $v_i(\mathbf{r})$ is the anomalous density, a simplified version is used,

$$F^\xi(\rho_+) = C_0 (f_{\text{ex}}^\xi + h^\xi(\rho_+/\rho_0)). \quad (3)$$

Here $\rho_+ = \rho_n + \rho_p$, and $C_0 = \pi^2/p_F m$ is the usual for TFFS normalization factor. The HFB equations are solved by using quasi-particle cut-off energy $E_{\text{cut}} = 60$ MeV. The main part of calculations are carried out by employing simplest (“volume”) model of pairing, $h^\xi = 0$, with $f_{\text{ex}}^\xi = -0.440$. All calculations are repeated for two Skyrme EDFs, SkM* and SLy4, the results being compared also with predictions [10] from another two Skyrme EDFs, HFB-17 and HFB-27.

Let us begin from the uranium chain. The two-neutron separation energies,

$$S_{2n}(N, Z) = B(N, Z) - B(N-2, Z), \quad (4)$$

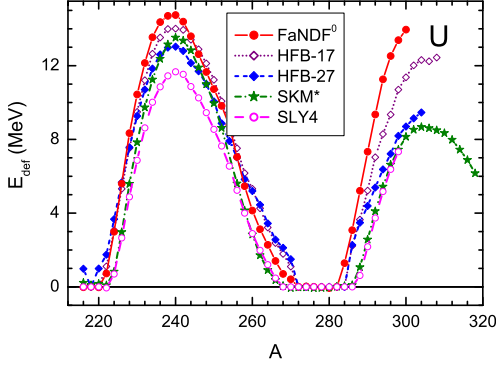


Figure 3. (Color online) E_{def} values in the uranium chain for different EDFs.

are displayed in Fig. 1. Here $B(N, Z)$ is the binding energy of the nucleus under consideration. Comparison is made with experimental data [41] and predictions from four Skyrme EDFs. We first consider region of $A \leq 244$ with known experimental values. The HFB-17 and HFB-27 models reaffirm their high accuracy. As to the FaNDF⁰ functional, agreement also looks rather reasonable, taking into account that the parameters were fitted [16] only for spherical nuclei not heavier than lead. The deviation of 0.5 MeV from the experimental S_{2n} values for heavy U isotopes is explained mainly by two reasons, with is the use of a simple volume pairing interaction, and absence of the effective tensor term in the FaNDF⁰ EDF. Indeed, as it was shown in Ref. [30], the tensor term is especially important in uranium and transuranium region as, in corresponding spherical case, high- j levels dominate in vicinity of the Fermi level for these nuclei. As a result, the spin-orbit density, which comes to the EDF together with the tensor force, is typically large in these nuclei, changing significantly along the isotopic chain. For the SLy4 EDF agreement is a bit worse, whereas the disagreement is more significant in the SkM* case. It is worth to note that this Skyrme EDF, being fitted to masses not with so high accuracy as some modern equivalents, reproduces e.g. fission properties in actinides or energies and $B(E2)$ values of the first excited 2^+ states in semi-magic nuclei [42] relatively well. For higher A values the SkM* values of S_{2n} are significantly higher than those for all other EDFs. As a result the corresponding drip line point $A_{2n}^{\text{drip}} \approx 320$ turns out to be significantly farther away than for all other EDFs. This quantity is defined as the last nucleus for which the two-neutron separation energy is yet positive. For SLy4 we note that S_{2n} at $A=286$ is slightly negative. However, after this point the S_{2n} remain positive up to $A=298$. This kind binding re-entrance was also predicted at [33]. Thus, we can set $A_{2n}^{\text{drip}}(\text{SLy4})=298$.

The ground state quadrupole deformation parameter β_2 of the U chain and the corresponding deformation energy,

$$E_{\text{def}}(\beta_2) = B(\beta_2) - B(\beta_2 = 0), \quad (5)$$

are displayed in Figs. 2 and 3, correspondingly. Here, each curve is cut around the corresponding drip point. Generally, all five EDFs under discussion behave in similar way,

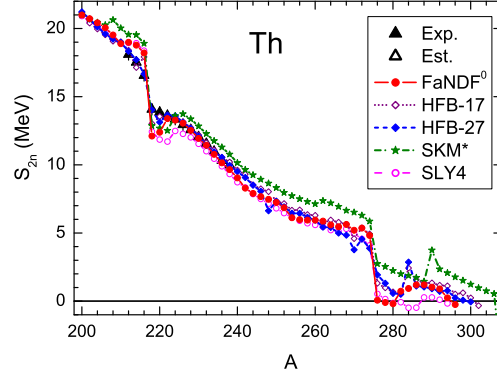


Figure 4. (Color online) S_{2n} values in the thorium chain for different EDFs.

the most of nuclei in this chain being deformed in a prolate way whereas there exists a region of spherical nuclei around $A \approx 280$. In more detail, the width of the spherical region is narrowest for the FaNDF⁰ EDF and widest for SLy4. Both of the HFB EDFs predict oblate deformations for four nuclei $262 \leq A \leq 268$, whereas the FaNDF⁰ EDF, only for two of them, $A=264$ and $A=266$.

The reason for this difference is quite simple. In vicinity of the phase transition, with a change of the deformation sign, there are typically two energetically close by minima, the prolate and oblate one. Their closeness may be confirmed with the observation that the deformation energy, see Fig. 3, does not show any non-regular behavior in the transition point, where the order of two minima changes. In such kind of situation, the transition value of A may move even due to a small change of the EDF parameters. In the mass region of $A > 280$ the prolate deformation arises for the FaNDF⁰ EDF for three points earlier than for both HFB and SLy4 EDFs. In this region the maximum value of $\beta_2 \approx 0.25$ appears for FaNDF⁰ EDF just in the drip line point. The corresponding value is a bit less for the HFB-17 EDF, being $\beta_2 \approx 0.2$ for other three EDFs. The difference is greater for the deformation energy due to its quadratic behavior around the minima. Thus, all five EDFs under consideration predict a well developed prolate deformation for uranium isotopes in the vicinity of the drip line.

Next, we investigate the thorium chain. The two-neutron separation energies are displayed in Fig. 4. Again, all EDFs, with exception of SkM*, behave in general similarly in the region of $A \leq 280$, the latter curve being significantly higher. Close to the drip line, however, the picture is different. In accordance with the above discussion, binding re-entrance can be now seen also for FaNDF⁰. As a result, we obtain $A_{2n}^{\text{drip}}(\text{FaNDF}^0)=294$. For the HFB-17 and HFB-27 EDFs, the drip points are ≈ 300 whereas again the highest value $A_{\text{drip}}=306$ there is for the SkM* EDF.

The ground state deformation parameter β_2 of the Th chain and the corresponding deformation energy are displayed in Figs. 5 and 6, correspondingly. Again all five EDFs lead to similar results until $A \approx 280$, and there is rather extended region of spherical nuclei around this

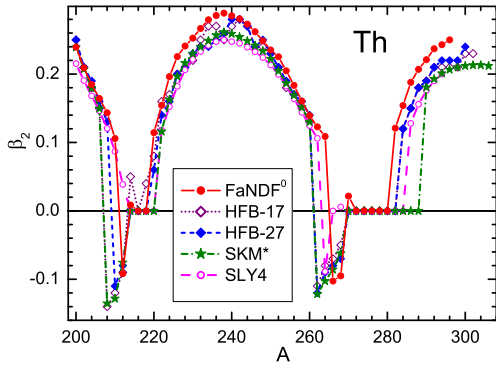


Figure 5. (Color online) β_2 values in the thorium chain for different EDFs.

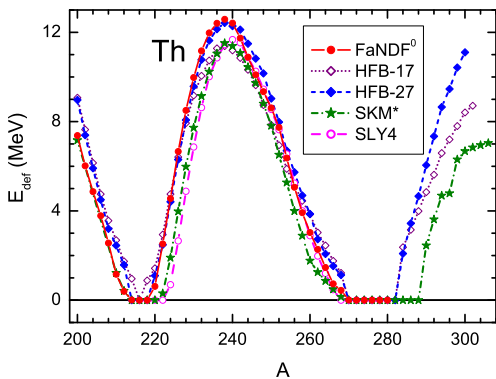


Figure 6. (Color online) E_{def} values in the thorium chain for different EDFs.

point. For all EDFs under consideration, the positive deformations appear in the drip region, the values of deformation parameter reaching $\beta_2 \approx 0.2$.

Lastly, we investigate the plutonium isotopic chain. The two-neutron separation energies are shown in Fig. 7. Qualitatively, the picture reminds very much that for the U case, see Fig. 1. Again, all EDFs except SkM* reproduce reasonably the experimental data, and for the SkM*, the two-neutron separation energies are higher, especially in the drip region. Again the corresponding drip line point value $A_{\text{drip}}(\text{SkM}^*)=324$ is much higher than those for other EDFs.

The deformation parameter β_2 and the corresponding deformation energy $E_{\text{def}}(\beta_2)$ are shown in Figs. 8 and 9, correspondingly. The HFB-17 and HFB-27 EDF reveal a region of oblate deformations at $266 \leq A \leq 268$. None of other EDFs confirm it. Again, this disagreement is a consequence of a competition of two close by energy minima, as was discussed earlier. For HFB-17 and HFB-27 EDFs, the oblate minimum has lower energy, whereas for other EDFs, the prolate minimum has a lower energy. Similarly as in the uranium chain, the spherical region ends for the FaNDF⁰ EDF a bit earlier than for others. One more peculiarity occurs for the Fayans EDF: after the last spherical nucleus ²⁸⁰Pu, a small oblate deformation $\beta_2 \approx -0.05$ appears in ²⁸²Pu, which then becomes prolate deformed, $\beta_2 \approx 0.1$ in ²⁸⁴Pu. In this case, there is a competition of three

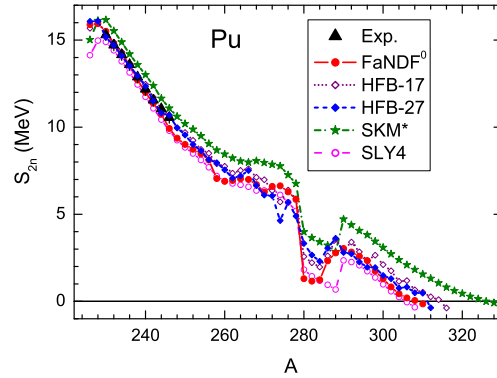


Figure 7. (Color online) S_{2n} values in the plutonium chain for different EDFs.

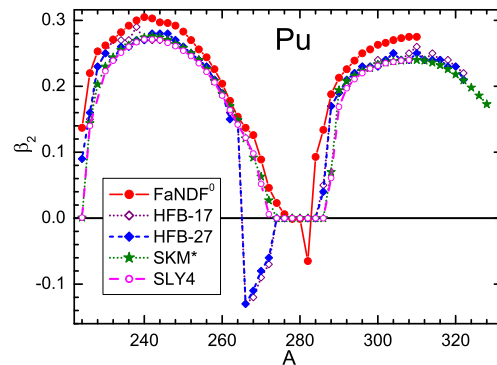


Figure 8. (Color online) β_2 values in the plutonium chain for different EDFs.

close by minima, a spherical one and two deformed ones. The spherical minimum is lowest in ²⁸⁰Pu, the oblate one in ²⁸²Pu and the prolate minimum in ²⁸⁴Pu. Note that such a small negative deformation in ²⁸²Pu is almost invisible in the deformation energy curve, in Fig. 9. Similarly as in the uranium chain, all the EDFs under consideration lead to a strong prolate deformations in the drip line region, and again the FaNDF⁰ deformation is the largest one.

3 Two-neutron drip line

In this section, we analyze the two-neutron drip line for a set of elements with an even Z value, from Pb up to Fm. These nuclei are important for analysis of the r -process in stars [35–37]. As in the previous Sec. 2, we compare predictions from the FaNDF⁰ functional with those from four Skyrme EDFs. The results are presented in Table 1. The values in the SLy4 and SkM* columns are found using the code [32]. They coincide or are very close to the corresponding results presented in Ref. [33]. Small differences can be explained with some distinctions in the calculation details, for example by the number of used oscillator shells. The values in HFB-17 and HFB-27 are taken from [10]. For each A_{2n}^{drip} , the corresponding value of the deformation parameter is given in brackets. We see that the major part of the EDFs under consideration predict a spherical form for the drip line nuclei in the region from

Table 1. Two-neutron drip line points $A_{2n}^{\text{drip}}(Z)$, from Pb to Fm, for different EDFs. In addition, the deformation β_2 of the drip line nucleus is given in brackets.

Element	FaNDF ⁰	SLy4	SkM*	HFB-17	HFB-27
Pb	266 [0.00]	266 [0.00]	272 [0.00]	266 [0.00]	266 [0.00]
Po	270 [0.00]	272 [0.00]	280 [0.00]	268 [0.00]	268 [0.00]
Rn	268 [0.00]	274 [0.00]	298 [0.20]	272 [0.00]	274 [0.00]
Ra	272 [0.00]	276 [0.00]	304 [0.21]	> 286	> 286
Th	294 [0.24]	292 [0.19]	306 [0.21]	300 [0.23]	298 [0.22]
U	300 [0.26]	298 [0.22]	318 [0.21]	308 [0.25]	304 [0.24]
Pu	308 [0.27]	304 [0.24]	324 [0.20]	314 [0.25]	310 [0.25]
Cm	312 [0.28]	310 [0.25]	336 [0.14]	320 [0.24]	316 [0.24]
Cf	318 [0.27]	316 [0.25]	354 [0.00]	324 [0.24]	322 [0.24]
Fm	324 [0.26]	322 [0.24]	342 [0.23]	330 [0.23]	328 [0.23]

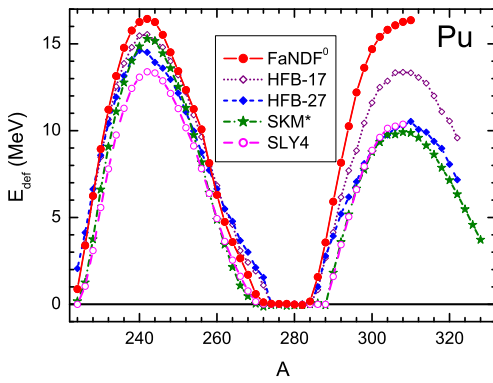


Figure 9. (Color online) E_{def} values in the plutonium chain for different EDFs.

Pb until Ra, whereas all of them, from Th and heavier, are deformed.

As a rule, predictions from the SkM* EDF are significantly higher compared to others. The difference is especially large for Rn and Ra elements for which this EDF predicts a strong deformation in the drip line region, whereas these nuclei remain to be spherical for other EDFs. For the SkM* EDF, a strong irregularity in the $A_{2n}^{\text{drip}}(Z)$ dependence occurs for Cf. The anomalously high value of $A_{2n}^{\text{drip}}(\text{SkM}^*)$ is explained with the competition between the spherical and prolate minima of the total energy, the spherical one being lower, whereas the prolate ones are lower in all the neighboring elements. The predictions from the HFB-17 and HFB-27 EDFs are, as a rule, rather close to each other. The maximal difference between the corresponding values of A_{2n}^{drip} equals to 4. As to the FaNDF⁰ predictions, they turned out to be very close to those of the SLy4 EDF. The difference between them and both HFB EDFs is also quite moderate.

A remark should be made concerning the relation between A_{2n}^{drip} values and one-neutron drip line points A_n^{drip} . Usually, due to the pairing effect, the inequality $A_n^{\text{drip}} \leq A_{2n}^{\text{drip}}$ is valid [33, 34].

Finally, we would like to stress, that in particularly such a heavy region of the nuclear chart, extrapolation of current EDF models up to the drip line is prone to large

uncertainties. Therefore, the results presented here should be taken with a typical uncertainty bar of ± 10 mass units, or more [33]. An additional shift of the two-neutron drip line may occur due to the effect of μ -dependence of the EDF parameters [39, 40], as discussed in the Introduction.

4 Conclusions

Fayans energy density functional FaNDF⁰ is applied to nuclei around the uranium region. For Th, U, and Pu isotopic chains, the two-neutron separation energies S_{2n} , the ground state quadrupole deformation parameter β_2 and the corresponding deformation energies $E_{\text{def}}(\beta_2)$ are found and compared with predictions from several Skyrme EDFs. Those from the SLy4 and SkM* EDFs were calculated by using the code [32], whereas the HFB-17 and HFB-27 predictions are taken from [10]. For the major part of nuclei with known experimental S_{2n} values, the results obtained with the Fayans and SLy4 EDFs are rather close to those with two HFB EDFs, the HFB-17 one being highly accurate in the overall description of nuclear masses [9]. The SkM* EDF overestimates S_{2n} values leading for these three elements to the two-neutron drip line point A_{2n}^{drip} values noticeably higher than for those obtained with the other EDFs under consideration. The deformation characteristics, the deformation parameter β_2 and the corresponding deformation energy $E_{\text{def}}(\beta_2)$, for the FaNDF⁰ EDF, are also in the overall agreement with those of SLy4 and two the HFB EDFs. The SkM* predictions are again different, especially around the drip line region.

The two-neutron drip line is found for FaNDF⁰, SLy4 and SkM* EDFs for a set of elements with even proton number, from Pb up to Fm. This part of the nuclear chart is important for the study of the r -process in stars [35–37]. The consideration is made within a standard approach with fixed EDF parameters found mainly for stable nuclei. Within such approach, there is an overall agreement between all EDFs under consideration except SkM*, the latter predicting sufficiently higher A_{2n}^{drip} values.

To conclude, the ground state properties of deformed nuclei in the uranium region, predicted from the FaNDF⁰ EDF, are found to be rather similar to those from several popular Skyrme EDFs. The same also holds for the predic-

tion of the two-neutron drip line for even proton number elements from Pb to Fm. With such estimates, however, one should be careful since they contain a lot of uncertainties. Nevertheless, the FaNDF⁰ prediction for the drip line seems to be in the line with typical Skyrme EDFs.

Acknowledgements

The work was partly supported by the Grant NSh-932.2014.2 of the Russian Ministry for Science and Education, by the RFBR Grants No. 13-02-00085-a, No. 13-02-12106_ofi-m, No. 14-02-00107-a, No. 14-22-03040_ofi-m, the Grant by IN2P3-RFBR under Agreement No. 11-02-91054, and Swiss National Scientific Foundation Grant No. IZ73Z0_152485 SCOPES. This work was also supported (M.K.) by Academy of Finland under the Centre of Excellence Programme 2012-2017 (Nuclear and Accelerator Based Physics Programme at JYFL) and FIDIPRO program. Calculations are partially made on the Computer Center of NRC “KI”.

References

- [1] D. Vautherin and D. M. Brink, *Phys. Rev. C* **5**, 626 (1972)
- [2] J. Dechargé and D. Gogny, *Phys. Rev. C* **21**, 1568 (1980)
- [3] P. Ring, *Prog. Part. Nucl. Phys.* **37**, 193 (1996)
- [4] W. Kohn and L. J. Sham, *Phys. Rev.* **140**, A1133 (1965)
- [5] P. Hohenberg and W. Kohn, *Phys. Rev.* **136**, B864 (1964)
- [6] J. Bartel, P. Quentin, M. Brack, C. Guet, H.-B. Håkansson, *Nucl. Phys. A* **386**, 79 (1982)
- [7] E. Chabanat *et al.*, *Nucl. Phys. A* **635**, 231 (1998)
- [8] M. Bender, P.-H. Heenen, P.-G. Reinhard, *Rev. Mod. Phys.* **75**, 121 (2003)
- [9] S. Goriely, N. Chamel, J. M. Pearson, *Phys. Rev. Lett.* **102**, 152503 (2009)
- [10] S. Goriely, [<http://www-astro.ulb.ac.be/bruslib>].
- [11] M. Kortelainen *et al.*, *Phys. Rev. C* **85**, 024304 (2012)
- [12] M. Baldo, P. Schuck, X. Viñas, *Phys. Lett. B* **663**, 390 (2008)
- [13] M. Baldo, L. M. Robledo, P. Schuck, X. Viñas, *Phys. Rev. C* **87**, 064305 (2013)
- [14] A. V. Smirnov, S. V. Tolokonnikov, S. A. Fayans, *Sov. J. Nucl. Phys.* **48**, 995 (1988)
- [15] I. N. Borzov, S. A. Fayans, E. Kromer, D. Zawischa, *Z. Phys. A* **355**, 117 (1996)
- [16] S. A. Fayans, *JETP Lett.* **68**, 169 (1998)
- [17] S. A. Fayans, S. V. Tolokonnikov, E. L. Trykov, D. Zawischa, *Nucl. Phys. A* **676**, 49 (2000)
- [18] V. A. Khodel and E. E. Saperstein, *Phys. Rep.* **92**, 183 (1982)
- [19] A. B. Migdal, *Theory of Finite Fermi Systems and Applications to Atomic Nuclei* (Wiley, New York, 1967)
- [20] S. A. Fayans and V. A. Khodel, *JETP Lett.* **17**, 444 (1973)
- [21] I. N. Borzov, E. E. Saperstein, S. V. Tolokonnikov, *Phys. At. Nucl.* **71**, 469 (2008)
- [22] I. N. Borzov, E. E. Saperstein, S. V. Tolokonnikov, G. Neyens, N. Severijns, *Eur. Phys. J. A* **45**, 159 (2010)
- [23] S. V. Tolokonnikov, S. Kamerdzhev, S. Krewald, E. E. Saperstein, D. Voitenkov, *Eur. Phys. J. A* **48**, 70 (2012)
- [24] S. Kamerdzhev, S. Krewald, S. Tolokonnikov, E. E. Saperstein, D. Voitenkov, *Eur. Phys. J. Web Conf.* **38**, 10002 (2012)
- [25] E. E. Saperstein and S. V. Tolokonnikov, *Phys. At. Nucl.* **74**, 1277 (2011)
- [26] I. N. Borzov, *Phys. Rev. C* **67**, 025802 (2003); *Phys. Rev. C* **71**, 065801 (2005)
- [27] S. V. Tolokonnikov, S. Kamerdzhev, D. Voitenkov, S. Krewald, E. E. Saperstein, *Phys. Rev. C* **84**, 064324 (2011)
- [28] S. V. Tolokonnikov, S. Kamerdzhev, S. Krewald, E. E. Saperstein, D. Voitenkov, *Eur. Phys. J. Web Conf.* **38**, 04002 (2012)
- [29] N. V. Gnezdilov, I. N. Borzov, E. E. Saperstein, S. V. Tolokonnikov, *Phys. Rev. C* **89**, 034304 (2014)
- [30] S. V. Tolokonnikov and E. E. Saperstein, *Phys. At. Nucl.* **73**, 1684 (2010)
- [31] S. V. Tolokonnikov, I. N. Borzov, M. Kortelainen, Yu. S. Lutostansky, E. E. Saperstein, *J. Phys. G: Nucl. Part. Phys.* **42**, 075102 (2015)
- [32] M. V. Stoitsov, N. Schunck, M. Kortelainen *et al.*, *Comp. Phys. Commun.* **184**, 1592 (2013)
- [33] J. Erler, N. Birge, M. Kortelainen *et al.*, *Nature* **486**, 509 (2012)
- [34] A. V. Afanasjev, S. E. Agbemava, D. Ray, P. Ring, *Phys. Rev. C* **91**, 014324 (2015)
- [35] T. Kajino, S. Wanajo, G. J. Mathews, *Nucl. Phys. A* **704**, 165 (2002)
- [36] I. V. Panov, *Astron. Lett.* **29**, 163 (2003)
- [37] I. Petermann *et al.*, *Eur. Phys. J. A* **48**, 122 (2012)
- [38] M. Kortelainen, *J. Phys. G: Nucl. Part. Phys.* **42**, 034021 (2015)
- [39] M. Baldo, U. Lombardo, E. E. Saperstein, M. V. Zverev, *Phys. Lett. B* **533**, 17 (2002)
- [40] E. E. Saperstein and S. V. Tolokonnikov, *JETP Lett* **78**, 343 (2003)
- [41] G. Audi, A. H. Wapstra, C. Thibault, *Nucl. Phys. A* **729**, 337 (2003)
- [42] J. Terasaki, J. Engel, G. F. Bertsch, *Phys. Rev. C* **78**, 044311 (2008)