

**This is an electronic reprint of the original article.  
This reprint *may differ* from the original in pagination and typographic detail.**

**Author(s):** Hyvärinen, Juhani; Suhonen, Jouni

**Title:** Nuclear matrix elements for  $0\nu\beta\beta$  decays with light or heavy Majorana-neutrino exchange

**Year:** 2015

**Version:**

**Please cite the original version:**

Hyvärinen, J., & Suhonen, J. (2015). Nuclear matrix elements for  $0\nu\beta\beta$  decays with light or heavy Majorana-neutrino exchange. *Physical Review C*, 91(2), Article 024613.  
<https://doi.org/10.1103/PhysRevC.91.024613>

All material supplied via JYX is protected by copyright and other intellectual property rights, and duplication or sale of all or part of any of the repository collections is not permitted, except that material may be duplicated by you for your research use or educational purposes in electronic or print form. You must obtain permission for any other use. Electronic or print copies may not be offered, whether for sale or otherwise to anyone who is not an authorised user.

# Nuclear matrix elements for $0\nu\beta\beta$ decays with light or heavy Majorana-neutrino exchange

Juhani Hyvärinen and Jouni Suhonen

*University of Jyväskylä, Department of Physics, P.O. Box 35 (YFL), FI-40014 Jyväskylä, Finland*

(Received 8 December 2014; revised manuscript received 9 January 2015; published 18 February 2015)

We compute the nuclear matrix elements (NMEs) corresponding to the neutrinoless double beta ( $0\nu\beta\beta$ ) decays of nuclei which attract current experimental interest. We concentrate on ground-state-to-ground-state decay transitions mediated by light (l-NMEs) or heavy (h-NMEs) Majorana neutrinos. The computations are done in realistic single-particle model spaces using the proton-neutron quasiparticle random-phase approximation (pnQRPA) with two-nucleon interactions based on the Bonn one-boson-exchange  $G$  matrix. Both the l-NMEs and the h-NMEs include the appropriate short-range correlations, nucleon form factors, and higher-order nucleonic weak currents. In addition, both types of NMEs are corrected for the isospin symmetry by the recently proposed method in which the particle-particle proton-neutron interaction parameter ( $g_{pp}$ ) is decomposed into isoscalar ( $g_{pp}^{T=0}$ ) and isovector ( $g_{pp}^{T=1}$ ) parts. A detailed analysis of the l-NMEs and the h-NMEs is performed to benchmark our computer code and to compare with other recent calculations which produce h-NMEs that are in tension with each other.

DOI: [10.1103/PhysRevC.91.024613](https://doi.org/10.1103/PhysRevC.91.024613)

PACS number(s): 21.60.Jz, 23.40.Bw, 23.40.Hc, 27.60.+j

## I. INTRODUCTION

The neutrinoless double beta ( $0\nu\beta\beta$ ) decay is a traditional way to search for physics beyond the standard model. It can access the absolute neutrino mass and the fundamental nature of the neutrino, i.e., whether it is a Dirac or a Majorana particle (see, e.g., [1–3]). In this way it is complementary to the neutrino oscillation experiments which can investigate the neutrino mass differences and neutrino mixing amplitudes to high precision already. The information to be extracted from the  $0\nu\beta\beta$  experiments is subject to uncertainties arising from the uncertainties in the related nuclear matrix elements (NMEs). Hence, it is extremely important to be able to compute these NMEs as accurately as possible.

The half-lives of the standard-model variant of the  $0\nu\beta\beta$  decay, the two-neutrino double beta ( $2\nu\beta\beta$ ) decay, have a strong dependence on the NMEs which contain virtual transitions through the  $1^+$  intermediate states of the decay. The  $0\nu\beta\beta$  decays, on the other hand, proceed by virtual transitions through intermediate states of all multipoles  $J^\pi$ ,  $J$  being the total angular momentum and  $\pi$  being the parity of the intermediate state. Both the  $2\nu\beta\beta$  and  $0\nu\beta\beta$  NMEs have been computed by a number of different models [1] but lately the computations of the  $0\nu\beta\beta$  NMEs by the following models have drawn the attention of the double beta community: the quasiparticle random-phase approximation (QRPA), in its proton-neutron version (pnQRPA) (see [4] and references therein) and its renormalized extensions [5,6], the interacting shell model (ISM) [7], the (proton-neutron) interacting boson model (IBA-2) [8], the Gogny-based energy-density functional approach (EDF) [9], and the projected Hartree-Fock-Bogoliubov mean-field scheme (PHFB) [10]. An extensive comparison of the double beta properties of the aforementioned models is performed in [11].

The pnQRPA model is a mature and established model to compute the NMEs of various double-beta-decay processes [12]. However, it suffers from particular shortcomings that are associated with its limited number of many-particle configurations (in comparison with the ISM), its sensitivity to

the effective proton-neutron interaction in the particle-particle channel of two-nucleon interactions (the “ $g_{pp}$  problem”), and the isospin breaking induced by the quasiparticle approximation lurking behind the pnQRPA treatment of many-body correlations. The limited number of configurations in the pnQRPA might not be that severe shortcoming for the computation of the double beta decays since the centroids of the strong transitions through the intermediate multipole states can be handled in sufficient accuracy by the pnQRPA, in particular since it can accommodate a large set of single-particle basis states including all the relevant spin-orbit partner states [13,14]. The “ $g_{pp}$  problem” is usually handled by the inspection of the measured single-beta-decay rates [15,16] or  $2\nu\beta\beta$  decay rates [17–20]. Lately, the problem of isospin breaking has been tackled in [21] where an isospin-restoration scheme for the pnQRPA has been proposed.

Referring to the above-mentioned shortcomings of pnQRPA, in the present work we solve the “ $g_{pp}$  problem” by fixing the value of  $g_{pp}$  such that the measured  $2\nu\beta\beta$  half-lives are reproduced by the computed  $2\nu\beta\beta$  Gamow-Teller NMEs, in the spirit of [17–21]. At the same time we perform the isospin-symmetry restoration by the scheme proposed in [21]. Furthermore, we take into account the appropriate short-range nucleon-nucleon correlations [22], and contributions arising from the induced currents and the finite nucleon size [23]. In [21] the NMEs corresponding to the exchange of light Majorana neutrinos (l-NMEs) were treated for the conservation of the isospin symmetry. Here we extend this work to the exchange of heavy Majorana neutrinos and treat the corresponding NMEs (h-NMEs) by the isospin-restoration recipe of [21]. The computation of the h-NMEs has been, and still seems to be, a problem. By this we refer to the very different and contradictory results obtained in [3], [23], [24], and [25]. In this work we will analyze and decompose the h-NMEs to enable clean comparison with other calculations with different methods.

This article is organized as follows: In Sec. II we give a brief introduction to the underlying formalism of the  $2\nu\beta\beta$  and  $0\nu\beta\beta$  decays. In Sec. III we discuss the determination of

the model parameters, and display and discuss the obtained double-beta-decay results for the l-NMEs and h-NMEs. The final conclusions are drawn in Sec. IV.

## II. COMPUTATIONAL FORMALISM

In this section the basic theoretical ingredients of the computations are reviewed. The double-beta-decay half-lives are defined in terms of the involved NMEs and the phase-space factors. The NMEs are given in terms of the single-particle matrix elements and the one-body transition densities. For the calculation of the phase-space factors we refer to the available literature at the appropriate places.

### A. Two-neutrino double beta decays

The half-life of the  $2\nu\beta\beta$  decay can be written in the form

$$[t_{1/2}^{(2\nu)}(0_i^+ \rightarrow 0_f^+)]^{-1} = g_A^4 G_{2\nu} |M^{(2\nu)}|^2, \quad (1)$$

where  $g_A$  is the weak axial-vector coupling constant and  $G_{2\nu}$  stands for the leptonic phase-space factor without including  $g_A$  in a way defined in [26]. The initial ground state is denoted by  $0_i^+$  and the final ground state by  $0_f^+$ . The involved Gamow-Teller NME is written as

$$M^{(2\nu)} = \sum_m M_{\text{GT}}^{(2\nu)}(1_m^+), \quad (2)$$

where

$$M_{\text{GT}}^{(2\nu)}(1_m^+) = \frac{M^f(1_m^+)M^i(1_m^+)}{[\frac{1}{2}(\Delta + E(1_m^+)) - M_i c^2]/m_e c^2}. \quad (3)$$

Here  $\Delta$  is the nuclear mass difference of the initial and final  $0^+$  ground states,  $E(1_m^+)$  is the energy of the  $m$ th  $1^+$  state, and  $M_i c^2$  is the mass energy of the initial nucleus. The denominator is scaled by the electron rest mass. The involved transition amplitudes read

$$M^i(1_m^+) = \left( 1_m^+ \parallel \sum_k t_k^- \sigma_k \parallel 0_i^+ \right), \quad (4)$$

$$M^f(1_m^+) = \left( 0_f^+ \parallel \sum_k t_k^- \sigma_k \parallel 1_m^+ \right), \quad (5)$$

where the transition operators contain the Pauli spin matrix indicating a Gamow-Teller transition between the initial/final  $0^+$  states and the intermediate  $1^+$  states.

In the case of the pnQRPA the expression (3) has to be written in the form

$$\tilde{M}_{\text{GT}}^{(2\nu)}(1_m^+) = \sum_n \frac{M^f(1_m^+) \langle 1_m^+ | 1_n^+ \rangle M^i(1_n^+)}{D_m}, \quad (6)$$

where the quantity  $D_m$  is the energy denominator containing the average energy of the  $1^+$  states emerging from the two pnQRPA calculations, one for the initial nucleus and the other for the final nucleus. The denominator can thus be written as

$$D_m = \left( \frac{1}{2} \Delta + \frac{1}{2} [E(1_m^+) + \tilde{E}(1_m^+)] - M_i c^2 \right) / m_e c^2, \quad (7)$$

where  $\tilde{E}(1_m^+)$  is the energy of the  $m$ th  $1^+$  state in a pnQRPA calculation based on the initial ground state and  $E(1_m^+)$  the

same for a calculation based on the final ground state. The quantity  $\langle 1_m^+ | 1_n^+ \rangle$  is the overlap between the two sets of  $1^+$  states and it can be written as

$$\langle 1_m^+ | 1_n^+ \rangle = \sum_{pn} [X_{pn}^{1_m^+} \bar{X}_{pn}^{1_n^+} - Y_{pn}^{1_m^+} \bar{Y}_{pn}^{1_n^+}]. \quad (8)$$

The overlap factor takes care of the matching of the corresponding states in the two sets of states based on the initial and final even-even reference nuclei. The amplitudes  $X$  and  $Y$  ( $\bar{X}$  and  $\bar{Y}$ ) come from the pnQRPA calculation starting from the final (initial) nucleus of the double beta decay.

In principle, the expression (2) should also contain the Fermi contribution, i.e., (2) should go over to

$$M^{(2\nu)} \rightarrow \sum_m M_{\text{GT}}^{(2\nu)}(1_m^+) + \left( \frac{g_V}{g_A} \right)^2 \sum_m M_{\text{F}}^{(2\nu)}(0_m^+), \quad (9)$$

where the Fermi NME (for pnQRPA) reads

$$\tilde{M}_{\text{F}}^{(2\nu)}(0_m^+) = \sum_n \frac{M^f(0_m^+) \langle 0_m^+ | 0_n^+ \rangle M^i(0_n^+)}{D_m}, \quad (10)$$

with

$$M^i(0_n^+) = \langle 0_n^+ \parallel \sum_k t_k^- \parallel 0_i^+ \rangle, \quad (11)$$

$$M^f(0_m^+) = \langle 0_f^+ \parallel \sum_k t_k^- \parallel 0_m^+ \rangle. \quad (12)$$

Here the denominator and the overlap factor correspond to the expressions (7) and (8) with the  $1^+$  intermediate states replaced by the  $0^+$  intermediate states. However, we will force this contribution to be zero by the procedure described in Sec. III A. This is justified since in the case of isospin symmetry, obeyed by the nuclear forces to good extent, the Fermi contribution to the  $2\nu\beta\beta$  NME (9) should vanish. Thus only the Gamow-Teller contribution is left and the final  $2\nu\beta\beta$  NME will be the one of (2).

### B. Neutrinoless double beta decays

Assuming that the light or heavy Majorana-neutrino exchange is the dominant mechanism over the other possible mechanisms, the  $0\nu\beta\beta$  half-life for a ground-state-to-ground-state transition can be written as

$$[t_{1/2}^{(0\nu)}(0_i^+ \rightarrow 0_f^+)]^{-1} = g_A^4 G_{0\nu} |M^{(0\nu)}|^2 \eta_x^2, \quad (13)$$

where  $G_{0\nu}$  is a phase-space factor for the final-state leptons defined here without the axial-vector coupling constant  $g_A$ . The quantity  $\eta_x$  describes the physics beyond the standard model. For the light-neutrino exchange (sum over the mass eigenstates  $m_j$  of light neutrinos) the  $\eta_x$  factor denotes the effective mass

$$\eta_m = \langle m_\nu \rangle = \sum_{j=\text{light}} (U_{ej}^1)^2 m_j c^2 \quad (14)$$

and for the heavy-neutrino exchange (involving the mass eigenstates  $M_j$  of heavy neutrinos) the  $\eta_x$  factor stands for

$$\eta_M = \sum_{j=\text{heavy}} (U_{ej}^h)^2 \frac{m_p}{M_j}. \quad (15)$$

Here the amplitudes  $U_{ej}^l$  and  $U_{ej}^h$  are the components of the electron row of the neutrino-mixing matrix including both light and heavy neutrinos.

The nuclear matrix element  $M^{(0\nu)}$  in (13) is defined as

$$M^{(0\nu)} = M_{\text{GT}}^{(0\nu)} - \left(\frac{g_V}{g_A}\right)^2 M_{\text{F}}^{(0\nu)} + M_{\text{T}}^{(0\nu)}, \quad (16)$$

where the double Fermi, Gamow–Teller, and tensor nuclear matrix elements are defined as

$$M_{\text{F}}^{(0\nu)} = \sum_k \langle 0_f^+ || \sum_{mn} h_{\text{F}}(r_{mn}, E_k) || 0_i^+ \rangle, \quad (17)$$

$$M_{\text{GT}}^{(0\nu)} = \sum_k \langle 0_f^+ || \sum_{mn} h_{\text{GT}}(r_{mn}, E_k) (\boldsymbol{\sigma}_m \cdot \boldsymbol{\sigma}_n) || 0_i^+ \rangle, \quad (18)$$

$$M_{\text{T}}^{(0\nu)} = \sum_k \langle 0_f^+ || \sum_{mn} h_{\text{T}}(r_{mn}, E_k) S_{mn}^{\text{T}} || 0_i^+ \rangle, \quad (19)$$

where the tensor operator reads

$$S_{mn}^{\text{T}} = 3[(\boldsymbol{\sigma}_m \cdot \hat{\mathbf{r}}_{mn})(\boldsymbol{\sigma}_n \cdot \hat{\mathbf{r}}_{mn})] - \boldsymbol{\sigma}_m \cdot \boldsymbol{\sigma}_n. \quad (20)$$

The summation over  $k$  in Eqs. (17), (18), and (19) runs over all the states of the intermediate odd-odd nucleus,  $r_{mn} = |\mathbf{r}_m - \mathbf{r}_n|$  is the relative distance between the two decaying neutrons, labeled  $m$  and  $n$ , and  $\hat{\mathbf{r}}_{mn} = (\mathbf{r}_m - \mathbf{r}_n)/r_{mn}$ . The ground state of the initial even-even nucleus is denoted by  $0_i^+$  and the ground state of the final even-even nucleus is denoted by  $0_f^+$ , like in the two-neutrino case. The tensor matrix element  $M_{\text{T}}^{(0\nu)}$  has been found to be small [18,19,27] but here we include it for completeness.

The neutrino potentials  $h_K(r_{mn}, E_k)$ ,  $K = \text{F,GT,T}$ , are different for the light and heavy Majorana neutrinos and are given by the following two expressions:

$$h_K^{(l)}(r_{mn}, E_k) = \frac{2}{\pi} R_A \int_0^\infty \frac{q h_K(q^2)}{q + E_k - (M_i c^2 + M_f c^2)/2} \times j_\lambda(qr_{mn}) dq \quad (21)$$

for the light neutrinos and

$$h_K^{(h)}(r_{mn}, E_k) = \frac{1}{m_e c^2 m_p c^2} \frac{2}{\pi} R_A \int_0^\infty q^2 h_K(q^2) j_\lambda(qr_{mn}) dq \quad (22)$$

for the heavy neutrinos. Here  $R_A = 1.2A^{1/3}$  fm is the nuclear radius,  $M_i c^2$  ( $M_f c^2$ ) is the ground-state mass energy of the initial (final) nucleus,  $E_k$  is the energy of the nuclear state  $k$  of the intermediate nucleus and  $j_\lambda$  is the spherical Bessel function with  $\lambda = 0$  for the Fermi and Gamow-Teller NMEs and  $\lambda = 2$  for the tensor NME. The factors  $h_K(q^2)$  in (21) and (22) include the contributions arising from the induced currents and the finite nucleon size [23] and can be written as

$$h_{\text{F}}(q^2) = -h_{\text{VV}}^{\text{F}}(q^2), \quad (23)$$

$$h_{\text{GT}}(q^2) = h_{\text{AA}}^{\text{GT}}(q^2) + h_{\text{AP}}^{\text{GT}}(q^2) + h_{\text{PP}}^{\text{GT}}(q^2) + h_{\text{MM}}^{\text{GT}}(q^2), \quad (24)$$

$$h_{\text{T}}(q^2) = h_{\text{AP}}^{\text{T}}(q^2) + h_{\text{PP}}^{\text{T}}(q^2) + h_{\text{MM}}^{\text{T}}(q^2), \quad (25)$$

with

$$h_{\text{VV}}^{\text{F}}(q^2) = [\hat{g}_V(q^2)]^2, \quad (26)$$

$$h_{\text{AA}}^{\text{GT}}(q^2) = [\hat{g}_A(q^2)]^2, \quad (27)$$

$$h_{\text{AP}}^{\text{GT}}(q^2) = -\frac{\hat{g}_A(q^2)\hat{g}_P(q^2)q^2}{3m_p c^2}, \quad (28)$$

$$h_{\text{PP}}^{\text{GT}}(q^2) = \frac{[\hat{g}_P(q^2)]^2 q^4}{12(m_p c^2)^2}, \quad (29)$$

$$h_{\text{MM}}^{\text{GT}}(q^2) = \frac{[\hat{g}_M(q^2)]^2 q^2}{6(m_p c^2)^2 g_A^2}, \quad (30)$$

$$h_{\text{AP}}^{\text{T}}(q^2) = -h_{\text{AP}}^{\text{GT}}(q^2), \quad (31)$$

$$h_{\text{PP}}^{\text{T}}(q^2) = -h_{\text{PP}}^{\text{GT}}(q^2), \quad (32)$$

$$h_{\text{MM}}^{\text{T}}(q^2) = \frac{1}{2} h_{\text{MM}}^{\text{GT}}(q^2). \quad (33)$$

The dipole form factors we define here without the vector and axial-vector coupling constants [they have already been included in (13) and (16)] as

$$\hat{g}_V(q^2) = [1 + q^2/(\Lambda_V c^2)^2]^{-2}, \quad (34)$$

$$\hat{g}_A(q^2) = [1 + q^2/(\Lambda_A c^2)^2]^{-2}, \quad (35)$$

$$\hat{g}_M(q^2) = (\mu_p - \mu_n)\hat{g}_V(q^2), \quad (36)$$

$$\hat{g}_P(q^2) = 2m_p c^2 \hat{g}_A(q^2) \frac{1}{q^2 + (m_\pi c^2)^2}, \quad (37)$$

where  $m_\pi$  is the pion mass,  $\mu_p - \mu_n = 3.70$  is the anomalous magnetic moment of the nucleon, and we take for the vector mass  $(\Lambda_V c^2)^2 = 0.71$  (GeV)<sup>2</sup> and for the axial mass  $(\Lambda_A c^2)^2 = 1.19$  (GeV)<sup>2</sup>.

The nuclear matrix elements can be written in the pnQRPA framework as

$$M_K^{(0\nu)} = \sum_{J^\pi, k_1, k_2, J'} \sum_{pp'nn'} (-1)^{j_n + j_{p'} + J + J'} \sqrt{2J' + 1} \times \begin{Bmatrix} j_p & j_n & J \\ j_{n'} & j_{p'} & J' \end{Bmatrix} (pp' : J' || \mathcal{O}_K || nn' : J') \times \langle 0_f^+ || [c_p^\dagger \tilde{c}_n]_J || J_K^\pi \rangle \langle J_{k_1}^\pi | J_{k_2}^\pi \rangle \langle J_{k_2}^\pi || [c_p^\dagger \tilde{c}_n]_J || 0_i^+ \rangle, \quad (38)$$

where  $k_1$  and  $k_2$  label the different pnQRPA solutions for a given multipole  $J^\pi$ . The operators  $\mathcal{O}_K$  inside the two-particle matrix element derive from (17), (18), and (19), and they can be written as

$$\mathcal{O}_{\text{F}} = h_{\text{F}}(r, E_k) [f_{\text{CD}}(r)]^2, \quad (39)$$

$$\mathcal{O}_{\text{GT}} = h_{\text{GT}}(r, E_k) [f_{\text{CD}}(r)]^2 \boldsymbol{\sigma}_1 \cdot \boldsymbol{\sigma}_2, \quad (40)$$

$$\mathcal{O}_{\text{T}} = h_{\text{T}}(r, E_k) [f_{\text{CD}}(r)]^2 S_{12}^{\text{T}}, \quad (41)$$

where  $S_{12}^{\text{T}}$  is the tensor operator (20) and  $r = |\mathbf{r}_1 - \mathbf{r}_2|$  is the distance between the participating nucleons. The energy  $E_k$  is the average of the  $k$ th eigenvalues of the pnQRPA calculations based on the initial and final nuclei of the decay and the overlap factor in (38) is the one of (8). The factor  $f_{\text{CD}}(r)$  takes into account the nucleon-nucleon short-range

TABLE I. The key Hamiltonian parameters used in our present calculations. The first column gives the decaying nucleus and the second column gives the average of the proton and neutron pairing parameters in the initial and final nuclei. The third column lists the values of the isovector particle-particle parameter, and the last two columns the values of the isoscalar particle-particle parameters for the two representative values of the axial-vector coupling constant.

Nucleus	$\langle g_{\text{pair}} \rangle$	$g_{\text{pp}}^{T=1}$	$g_{\text{pp}}^{T=0}(g_A = 1.00)$	$g_{\text{pp}}^{T=0}(g_A = 1.26)$
$^{76}\text{Ge}$	1.10	1.12	1.02	1.06
$^{82}\text{Se}$	1.00	1.01	0.96	1.00
$^{96}\text{Zr}$	0.965	1.07	1.06	1.11
$^{100}\text{Mo}$	1.09	1.11	1.07	1.09
$^{110}\text{Pd}$	1.03	1.11	0.93	1.02
$^{116}\text{Cd}$	1.01	0.86	0.98	1.01
$^{124}\text{Sn}$	0.923	0.94	0.79	0.91
$^{128}\text{Te}$	0.955	0.98	0.89	0.92
$^{130}\text{Te}$	0.940	0.98	0.84	0.90
$^{136}\text{Xe}$	0.930	1.00	0.77	0.80

correlations (SRC) [22,28] and in this work we use the CD-Bonn parametrization [29] of the SRC with

$$f_{\text{CD}}(r) = 1 - 0.46e^{-(1.52/\text{fm}^2)r^2} [1 - (1.88/\text{fm}^2)r^2]. \quad (42)$$

### C. Transition densities in the pnQRPA

The pnQRPA states of the intermediate nucleus are written as

$$|J_k^\pi M\rangle = \sum_{pn} (X_{pn}^{J^\pi k} [a_p^\dagger a_n^\dagger]_{JM} - Y_{pn}^{J^\pi k} [a_p^\dagger a_n^\dagger]_{JM}^\dagger) |\text{QRPA}\rangle, \quad (43)$$

TABLE II. Decomposition of the presently calculated 1-NMEs in terms of the contributions indicated in Eqs. (23)–(25).

Nuclear transition	$g_A$	$M_F$		$M_{GT}$			$M_T$		
		VV	MM	PP	AP	AA	MM	PP	AP
$^{76}\text{Ge} \rightarrow ^{76}\text{Se}$	1.00	1.743	0.510	0.681	-2.089	5.972	-0.037	0.100	-0.340
	1.26	1.741	0.314	0.664	-2.016	5.477	-0.024	0.103	-0.353
$^{82}\text{Se} \rightarrow ^{82}\text{Kr}$	1.00	1.291	0.368	0.494	-1.514	4.262	-0.029	0.077	-0.257
	1.26	1.291	0.226	0.481	-1.455	3.870	-0.019	0.079	-0.269
$^{96}\text{Zr} \rightarrow ^{96}\text{Mo}$	1.00	1.441	0.395	0.520	-1.543	3.890	-0.037	0.097	-0.294
	1.26	1.438	0.239	0.498	-1.447	3.165	-0.023	0.096	-0.297
$^{100}\text{Mo} \rightarrow ^{100}\text{Ru}$	1.00	1.634	0.444	0.582	-1.715	4.306	-0.044	0.113	-0.338
	1.26	1.632	0.276	0.574	-1.676	3.959	-0.028	0.113	-0.342
$^{110}\text{Pd} \rightarrow ^{110}\text{Cd}$	1.00	2.315	0.622	0.834	-2.595	7.769	-0.046	0.120	-0.347
	1.26	2.316	0.376	0.799	-2.439	6.596	-0.030	0.126	-0.371
$^{116}\text{Cd} \rightarrow ^{116}\text{Sn}$	1.00	1.496	0.349	0.469	-1.452	4.238	-0.031	0.079	-0.218
	1.26	1.496	0.220	0.469	-1.452	4.238	-0.019	0.079	-0.218
$^{124}\text{Sn} \rightarrow ^{124}\text{Te}$	1.00	2.332	0.624	0.831	-2.561	7.519	-0.063	0.165	-0.509
	1.26	2.328	0.364	0.767	-2.273	5.408	-0.043	0.178	-0.570
$^{128}\text{Te} \rightarrow ^{128}\text{Xe}$	1.00	1.777	0.525	0.690	-2.048	5.232	-0.068	0.176	-0.541
	1.26	1.777	0.331	0.690	-2.048	5.232	-0.043	0.176	-0.541
$^{130}\text{Te} \rightarrow ^{130}\text{Xe}$	1.00	1.523	0.467	0.617	-1.838	4.878	-0.060	0.156	-0.475
	1.26	1.524	0.284	0.593	-1.738	4.276	-0.039	0.161	-0.496
$^{136}\text{Xe} \rightarrow ^{136}\text{Ba}$	1.00	0.894	0.303	0.402	-1.222	3.338	-0.034	0.088	-0.271
	1.26	0.894	0.188	0.395	-1.192	3.165	-0.022	0.090	-0.278

where  $|\text{QRPA}\rangle$  is the QRPA vacuum. The operator  $a_p^\dagger$  ( $a_n^\dagger$ ) creates a proton (neutron) quasiparticle in the orbital  $p$  ( $n$ ). The sum runs over all proton-neutron configurations in the chosen valence space. In the case  $0_f^+ = 0_{\text{gs}}^+$  the form (43) of the pnQRPA state leads to the transition densities

$$(0_f^+ || [c_p^\dagger \tilde{c}_n]_J || J_{k_1}^\pi) = \sqrt{2J+1} [\bar{v}_{p'} \bar{u}_{n'} \bar{X}_{p'n'}^{J^\pi k_1} + \bar{u}_{p'} \bar{v}_{n'} \bar{Y}_{p'n'}^{J^\pi k_1}], \quad (44)$$

$$(J_{k_2}^\pi || [c_p^\dagger \tilde{c}_n]_J || 0_i^+) = \sqrt{2J+1} [u_{p'} v_n X_{pn}^{J^\pi k_2} + v_{p'} u_n Y_{pn}^{J^\pi k_2}], \quad (45)$$

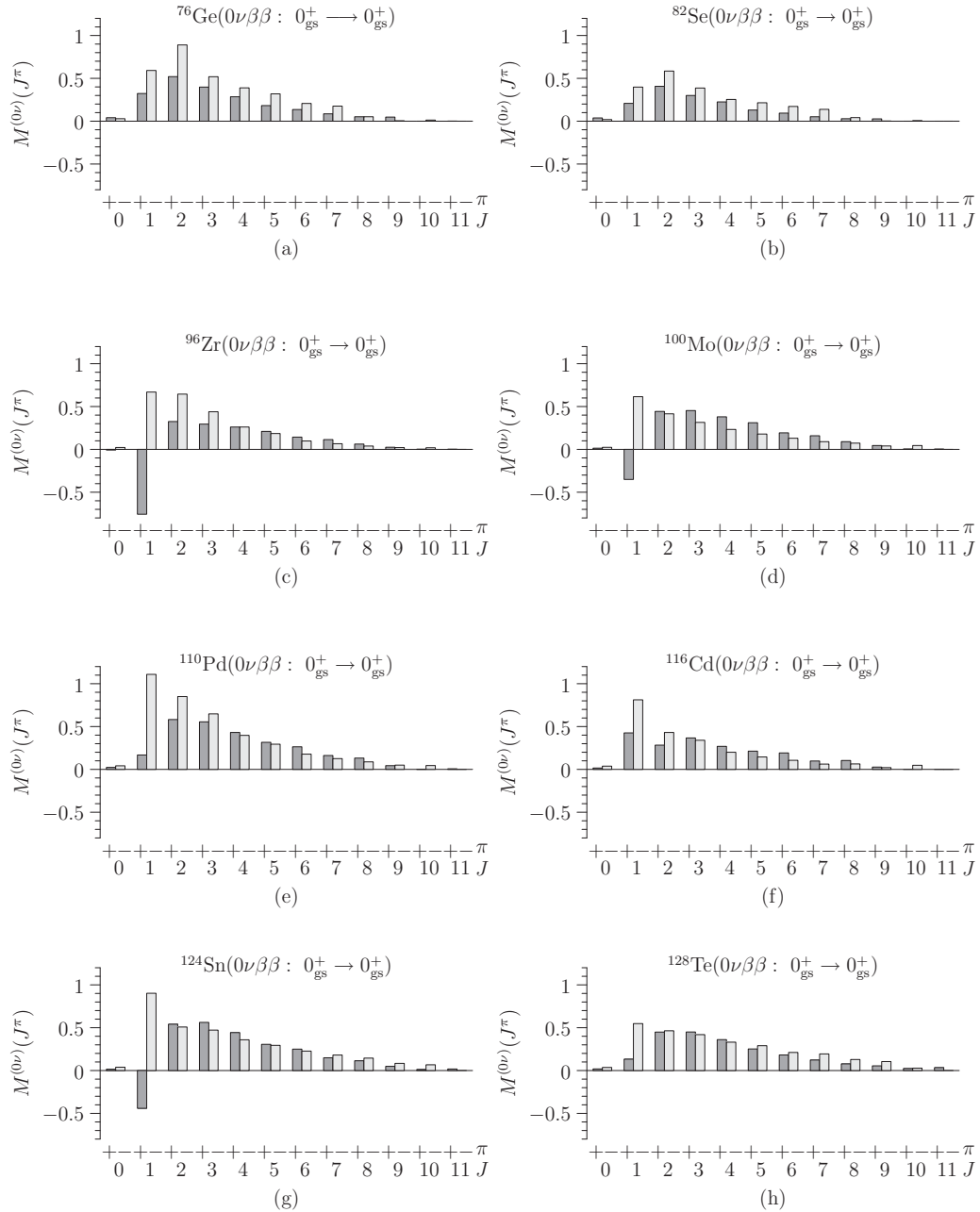
where  $v$  ( $\bar{v}$ ) and  $u$  ( $\bar{u}$ ) correspond to the BCS occupation and vacancy amplitudes of the initial (final) even-even nucleus. The amplitudes  $X$  and  $Y$  ( $\bar{X}$  and  $\bar{Y}$ ) come from the pnQRPA calculation starting from the initial (final) nucleus of the double beta decay.

## III. RESULTS AND DISCUSSION

In this section we present and discuss the results of the calculations. The presentation of the material serves the purpose of a detailed comparison with other presently available and future calculations by different methods.

### A. Determination of model parameters

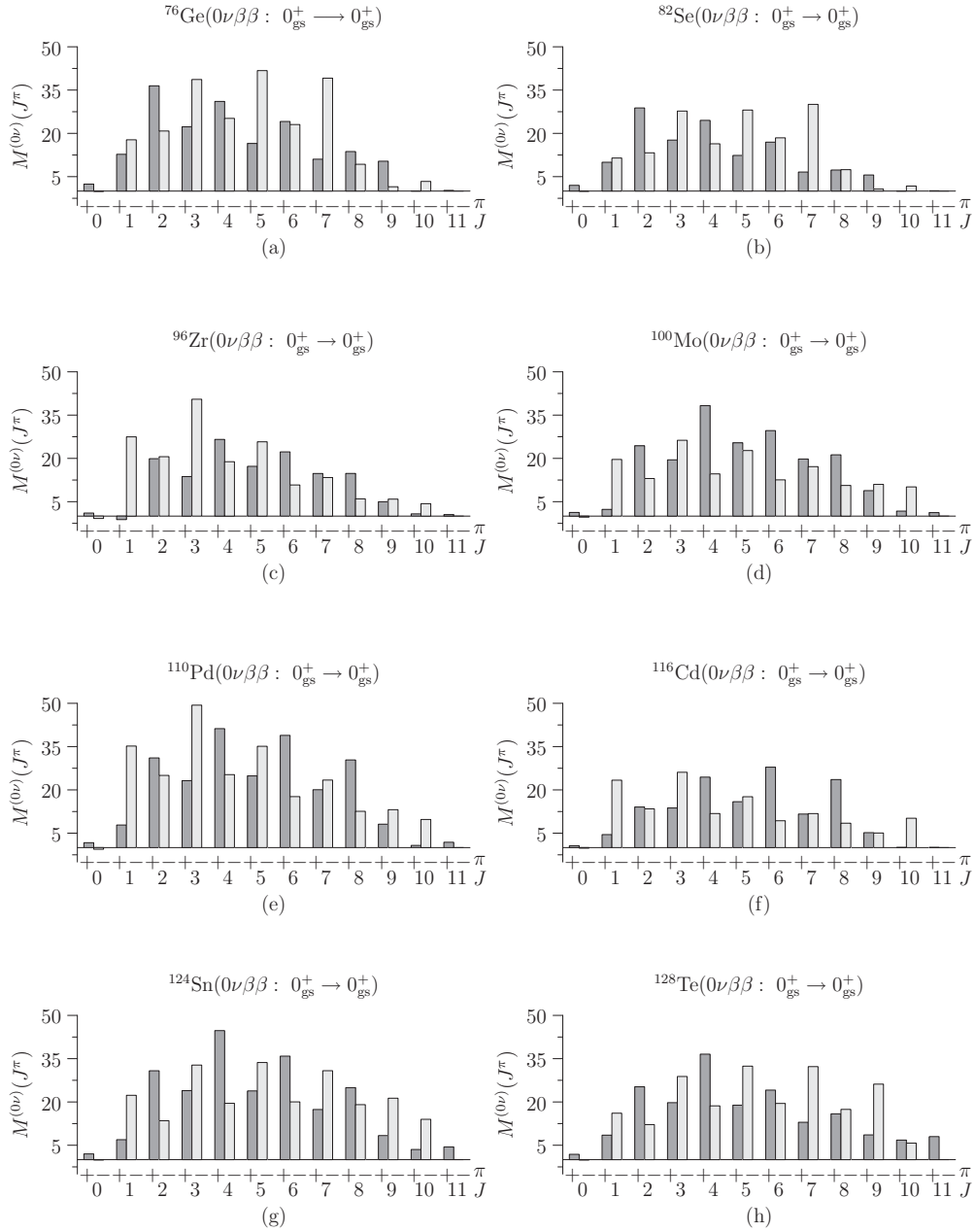
In the present calculations we adopt the single-particle bases used in the  $0\nu\beta\beta$  calculations of [18,19], i.e., the orbitals  $1p - 0f - 2s - 1d - 0g - 0h_{11/2}$  for the  $A = 76, 82$  systems, the orbitals  $1p - 0f - 2s - 1d - 0g - 0h$  for the  $A = 96, 100$  systems, and the orbitals  $1p - 0f - 2s - 1d - 0g - 2p - 1f - 0h$  for the  $A = 116, 128, 130, 136$  systems. The same orbitals are used for both neutrons and protons. In


 FIG. 1. Multipole decomposition of the l-NME  $M^{(0\nu)}$  for  $^{76}\text{Ge}$ ,  $^{82}\text{Se}$ ,  $^{96}\text{Zr}$ ,  $^{100}\text{Mo}$ ,  $^{110}\text{Pd}$ ,  $^{116}\text{Cd}$ ,  $^{124}\text{Sn}$ , and  $^{128}\text{Te}$ .

addition, we also extend our calculations to the systems  $A = 110, 124$ . For  $A = 110$  we use the same neutron basis as for the  $A = 116, 128, 130, 136$  systems and the same proton basis as for the  $A = 76, 82$  systems. For  $A = 124$  we use the same basis set as for the  $A = 116, 128, 130, 136$  systems. The choice of the single-particle bases was guided by practical considerations: The orbitals left out from the active single-particle space have BCS occupation probabilities which are essentially 1 (core states) or 0 (high-lying states). As long as the number of included single-particle states is reasonable, the adjustment of the pairing and pnQRPA parameters in each given single-particle space guarantees that the produced  $0\nu\beta\beta$  NMEs are stable and essentially of the same magnitude irrespective of the number of included single-particle states [17]. Hence, it is

expected that the presently produced l-NMEs and h-NMEs are stable against increase in the single-particle model space.

The single-particle energies were obtained from the Coulomb-corrected Woods-Saxon potential with the parametrization of Ref. [30], optimized for nuclei close to the  $\beta$  stability line. This is a justified choice since the double-beta-decaying nuclei lie always close to the bottom of the valley of beta stability. Small adjustments of the proton and/or neutron single-particle energies in the vicinity of the respective Fermi surfaces were done in the way done in [18,19] and thus our present results are directly comparable with those of [18,19] in this respect. The adjustments were done to better reproduce the low-lying spectra of the neighboring odd-mass nuclei. This also improves the computed energy spectra of the


 FIG. 2. Multipole decomposition of the h-NME  $M^{(0\nu)}$  for  $^{76}\text{Ge}$ ,  $^{82}\text{Se}$ ,  $^{96}\text{Zr}$ ,  $^{100}\text{Mo}$ ,  $^{110}\text{Pd}$ ,  $^{116}\text{Cd}$ ,  $^{124}\text{Sn}$ , and  $^{128}\text{Te}$ .

intermediate odd-odd nuclei, and the experimental low-lying energy spectra are usually well reproduced by the calculations, although the ordering of the levels is not always perfect due to

the high density of low-energy states in odd-odd nuclei. This, however, is not a serious problem when computing the  $0\nu\beta\beta$  NMEs.

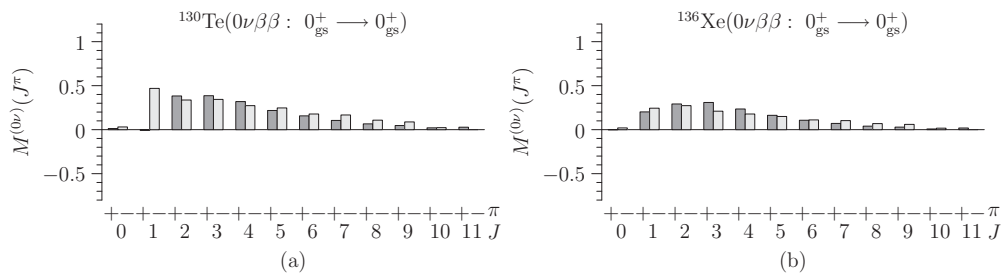

 FIG. 3. Multipole decomposition of the l-NME  $M^{(0\nu)}$  for  $^{130}\text{Te}$  and  $^{136}\text{Xe}$ .

TABLE III. Values of the computed 1-NMEs. Columns 3–5 show the decomposition of the presently calculated total NMEs (column 6) in terms of the Fermi, Gamow-Teller, and tensor contributions. The total NMEs have been compared with those of [21] in the third last column, the second last column showing the ratios between our present results and those of Ref. [21]. The last column shows the relative difference ( $|M^{(0\nu)}[21] - M^{(0\nu)}|/M^{(0\nu)}$ ) between the present results and the results of [21].

Nuclear transition	$g_A$	1-NMEs, present results				1-NMEs [21]		Ratio	Diff. %
		$M_F^{(0\nu)}$	$M_{GT}^{(0\nu)}$	$M_T^{(0\nu)}$	$M^{(0\nu)}$	$M^{(0\nu)}$			
$^{76}\text{Ge} \rightarrow ^{76}\text{Se}$	1.00	-1.74	5.07	-0.28	6.54	6.781	0.964	4	
	1.26	-1.74	4.44	-0.27	5.26	5.571	0.944	6	
$^{82}\text{Se} \rightarrow ^{82}\text{Kr}$	1.00	-1.29	3.61	-0.21	4.69	6.032	0.778	29	
	1.26	-1.29	3.12	-0.21	3.73	5.018	0.743	35	
$^{96}\text{Zr} \rightarrow ^{96}\text{Mo}$	1.00	-1.44	3.26	-0.23	4.47	3.769	1.19	16	
	1.26	-1.44	2.46	-0.22	3.14	2.957	1.06	6	
$^{100}\text{Mo} \rightarrow ^{100}\text{Ru}$	1.00	-1.63	3.62	-0.27	4.98	7.287	0.683	46	
	1.26	-1.63	3.13	-0.26	3.90	5.850	0.667	50	
$^{110}\text{Pd} \rightarrow ^{110}\text{Cd}$	1.00	-2.32	6.63	-0.27	8.67	7.820	1.11	10	
	1.26	-2.32	5.33	-0.28	6.52	6.255	1.04	4	
$^{116}\text{Cd} \rightarrow ^{116}\text{Sn}$	1.00	-1.50	3.61	-0.17	4.93	5.328	0.925	8	
	1.26	-1.50	3.48	-0.16	4.26	4.343	0.981	2	
$^{124}\text{Sn} \rightarrow ^{124}\text{Te}$	1.00	-2.33	6.41	-0.41	8.34	4.958	1.68	41	
	1.26	-2.33	4.27	-0.43	5.30	2.913	1.82	45	
$^{128}\text{Te} \rightarrow ^{128}\text{Xe}$	1.00	-1.78	4.40	-0.43	5.74	6.164	0.931	7	
	1.26	-1.78	4.21	-0.41	4.92	5.084	0.968	3	
$^{130}\text{Te} \rightarrow ^{130}\text{Xe}$	1.00	-1.52	4.12	-0.38	5.27	5.310	0.992	1	
	1.26	-1.52	3.41	-0.37	4.00	4.373	0.915	9	
$^{136}\text{Xe} \rightarrow ^{136}\text{Ba}$	1.00	-0.89	2.82	-0.22	3.50	2.975	1.18	15	
	1.26	-0.89	2.56	-0.21	2.91	2.460	1.18	15	

We use the Bonn G matrix as the two-body interaction and fine tune it in the standard way (see, e.g., [31–33]): The pairing parameters of the BCS were adjusted by fitting the phenomenological pairing gaps, extracted from the nucleon separation energies. The residual Hamiltonian for the pnQRPA calculation contains two scaling parameters: one in the particle-hole channel (the  $g_{ph}$  parameter) and one in the particle-particle channel (the  $g_{pp}$  parameter). These two parameters carry over to the **A** and **B** matrices of the pnQRPA [31] such that the particle-hole contribution is proportional to the particle-hole matrix element, i.e.,  $\propto g_{ph}\langle pn^{-1}; J^\pi | V | p'n'^{-1}; J^\pi \rangle$ , where  $J^\pi$  is the multipole of the states in the intermediate odd-odd nucleus, and the particle-particle contribution is proportional to the two-body matrix element, i.e.,  $\propto g_{pp}\langle pn; J^\pi | V | p'n'; J^\pi \rangle$ .

Traditionally, the  $g_{ph}$  parameter is fixed by fitting the centroid of the giant Gamow-Teller resonance (GTGR) in the  $1^+$  channel of the calculations. This is also the procedure which we adopt in the present calculations. In the cases where data are available the computed beta strength,  $B(\text{GT})$ , of the GTGR is larger than the measured one. This is usually associated with the missing of strength in the charge-exchange reaction experiments probing the GTGR region. The missing of strength is reflected in the unsatisfactory fulfillment of the model-independent Ikeda  $3(N - Z)$  sum rule by the data. Contrariwise, this sum rule is perfectly obeyed by the pnQRPA calculations. The  $0\nu\beta\beta$  NMEs depend only weakly on the  $g_{ph}$  parameter: an increase in  $g_{ph}$  lifts the GTGR energy higher and reduces the Gamow-Teller strength at low energies. This, in turn, makes smaller  $g_{pp}$  values

reproduce the experimental  $2\nu\beta\beta$ -decay half-life in a pnQRPA calculation.

The experimental location of the isobaric analog state (IAS) is not always well reproduced by the pnQRPA calculations. This owes to the fact that the present pnQRPA calculations are not self-consistent, i.e., the single-particle energies are not generated by the same Hamiltonian which is used in the pnQRPA calculations, as discussed in [34]. This might increase artificially the  $0^+$  contributions in the  $0\nu\beta\beta$  NMEs, but as seen in Sec. III B the  $0^+$  contributions are quite small and thus under control.

The  $g_{pp}$  parameter can be adjusted by fitting the measured  $2\nu\beta\beta$ -decay half-life, compiled, e.g., in [35], and more recently in [36]. This procedure was followed in, e.g., [17–21]. Recently, an improved method was proposed in [21] where the NMEs corresponding to the exchange of light Majorana neutrinos (1-NMEs) were treated for the conservation of the isospin symmetry. There the particle-particle parts of the pnQRPA matrices, referring to the above discussion, were divided into isoscalar ( $T = 0$ ) and isovector ( $T = 1$ ) parts by the decomposition

$$\begin{aligned}
 & g_{pp}\langle pn; J^\pi | V | p'n'; J^\pi \rangle \\
 & \rightarrow g_{pp}^{T=1}\langle pn; J^\pi; T = 1 | V | p'n'; J^\pi; T = 1 \rangle \\
 & + g_{pp}^{T=0}\langle pn; J^\pi; T = 0 | V | p'n'; J^\pi; T = 0 \rangle. \quad (46)
 \end{aligned}$$

We can now adjust the parameters  $g_{pp}^{T=1}$  and  $g_{pp}^{T=0}$  independently in the following way: The isovector parameter  $g_{pp}^{T=1}$  can be adjusted such that the Fermi NME of (10) vanishes and thus



TABLE IV. Decomposition of the presently calculated h-NMEs in terms of the contributions indicated in Eqs. (23)–(25).

Nuclear transition	$g_A$	$M_F$					$M_T$		
		VV	MM	PP	AP	AA	MM	PP	AP
$^{76}\text{Ge} \rightarrow ^{76}\text{Se}$	1.00	139.4	40.5	81.1	-218.7	458.1	-5.5	12.7	-34.0
	1.26	139.5	25.5	80.1	-215.3	448.2	-3.4	12.7	-34.3
$^{82}\text{Se} \rightarrow ^{82}\text{Kr}$	1.00	102.0	28.1	58.0	-156.9	329.3	-4.0	9.6	-25.7
	1.26	102.0	17.6	57.1	-154.0	321.2	-2.6	9.7	-26.2
$^{96}\text{Zr} \rightarrow ^{96}\text{Mo}$	1.00	114.2	35.7	66.2	-175.5	359.1	-6.5	14.4	-37.0
	1.26	114.3	22.5	64.9	-171.3	346.3	-4.1	14.2	-36.8
$^{100}\text{Mo} \rightarrow ^{100}\text{Ru}$	1.00	127.1	40.0	74.9	-198.4	405.5	-7.9	17.3	-44.3
	1.26	126.9	25.2	74.5	-196.9	400.3	-5.0	17.4	-44.5
$^{110}\text{Pd} \rightarrow ^{110}\text{Cd}$	1.00	167.6	47.1	97.0	-263.4	557.5	-8.1	18.0	-46.3
	1.26	168.0	29.6	94.8	-256.1	536.4	-5.3	18.7	-48.2
$^{116}\text{Cd} \rightarrow ^{116}\text{Sn}$	1.00	102.1	25.9	54.6	-148.4	314.1	-5.6	12.3	-31.3
	1.26	102.1	16.3	54.6	-148.4	314.1	-3.5	12.3	-31.3
$^{124}\text{Sn} \rightarrow ^{124}\text{Te}$	1.00	168.7	49.6	99.3	-267.7	561.4	-10.7	23.8	-61.4
	1.26	168.7	31.0	95.1	-253.8	521.5	-7.0	24.6	-64.2
$^{128}\text{Te} \rightarrow ^{128}\text{Xe}$	1.00	138.5	45.8	86.7	-230.4	471.9	-11.7	25.8	-66.4
	1.26	138.5	28.8	86.7	-230.3	471.7	-7.3	25.7	-66.4
$^{130}\text{Te} \rightarrow ^{130}\text{Xe}$	1.00	119.9	40.2	76.6	-203.9	419.5	-10.4	22.8	-58.8
	1.26	119.5	25.1	75.1	-198.9	405.5	-6.7	23.4	-60.5
$^{136}\text{Xe} \rightarrow ^{136}\text{Ba}$	1.00	61.0	22.7	43.3	-115.0	235.8	-6.7	14.6	-37.4
	1.26	61.8	14.2	42.5	-112.6	230.1	-4.1	14.4	-37.0

the isospin symmetry is restored for the  $2\nu\beta\beta$  decay. We then keep this adjusted value of  $g_{pp}^{T=1}$  in the further calculations for the  $0\nu\beta\beta$  decay. We can independently vary  $g_{pp}^{T=0}$  to reproduce the measured  $2\nu\beta\beta$ -decay half-life and again use this value in the calculation of the  $0\nu\beta\beta$  NMEs. It should be noted here that for the  $A = 110$  and  $A = 124$  nuclear systems there is no  $2\nu\beta\beta$ -decay data so we used beta-decay data for  $A = 110$  and for  $A = 124$  we took the  $2\nu\beta\beta$  NMEs proposed in [21]. Like in [21], we found in the present study that the value of the isovector parameter is very close to the average of the pairing parameters of the BCS, fitted in the initial and final even-even nuclei for each  $0\nu\beta\beta$  transition (see Table I of [21] for reference). We list the values of all these parameters for the present calculations in Table I.

### B. Matrix elements for light-neutrino exchange

Let us start the presentation of our results by a discussion of the NMEs corresponding to the exchange of a light Majorana neutrino (the 1-NMEs). The 1-NMEs have been decomposed according to the terms of (23)–(25) in Table II. In

Figs. 1(a)–1(h) we have plotted the QRPA multipole decomposition of the total 1-NME  $M^{(0\nu)}$  for the decays of  $^{76}\text{Ge}$ ,  $^{82}\text{Se}$ ,  $^{96}\text{Zr}$ ,  $^{100}\text{Mo}$ ,  $^{110}\text{Pd}$ ,  $^{116}\text{Cd}$ ,  $^{124}\text{Sn}$ , and  $^{128}\text{Te}$ , and in Figs. 3(a) and 3(b) for the decays of  $^{130}\text{Te}$  and  $^{136}\text{Xe}$ . All decompositions are calculated with the bare value of the axial-vector coupling  $g_A^b = 1.26$ .

The isoscalar parameter  $g_{pp}^{T=0}$ , which was adjusted to reproduce the  $2\nu\beta\beta$  decay data, forces the  $1^+$  contribution to have a negative value in nuclei  $^{96}\text{Zr}$ ,  $^{100}\text{Mo}$ , and  $^{124}\text{Sn}$ . The interference with the rest of the contributions reduces the magnitude of the final 1-NME for these decays. This effect was already noticed in [19] for the  $^{96}\text{Zr}$  and  $^{100}\text{Mo}$  cases. Here it has to be pointed out that although the  $1^+$  contribution to the  $0\nu\beta\beta$  1-NME is negative in the quoted three cases, the  $2\nu\beta\beta$  NME is positive and it has not yet crossed zero to the negative side. This also means that the pnQRPA solutions are at a safe distance from their breaking point. Due to the neutrino potential present in (40) the sign of the total  $1^+$  contribution can change when going from the  $2\nu\beta\beta$  to the  $0\nu\beta\beta$  decay. The leading multipole component is  $1^-$  for a majority of decays exceptions being the decays of  $^{76}\text{Ge}$ ,  $^{82}\text{Se}$ , and  $^{136}\text{Xe}$ . For

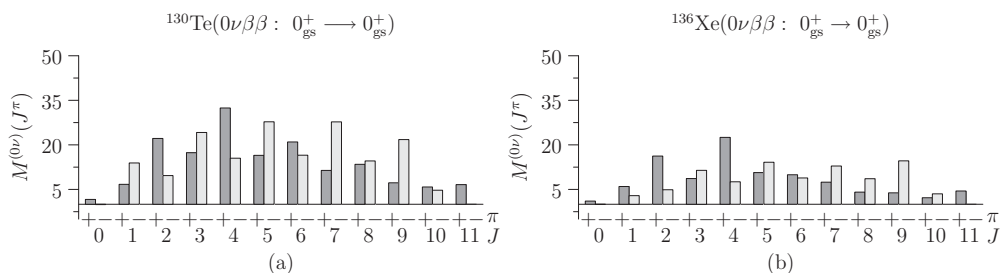

 FIG. 4. Multipole decomposition of the h-NME  $M^{(0\nu)}$  for  $^{130}\text{Te}$  and  $^{136}\text{Xe}$ .

TABLE V. Values of the computed h-NMEs. Columns 3–5 show the decomposition of the presently calculated total NMEs (column 6) in terms of the Fermi, Gamow-Teller, and tensor contributions. The total NMEs are compared with those of [3] in the fourth last column, and with the results of [25] in the second last column. The third last and last columns show the ratios between our present matrix elements and those computed in Refs. [3] and [25].

Nuclear transition	$g_A$	h-NMEs, present results					h-NMEs			
		$M_F^{(0\nu)}$	$M_{GT}^{(0\nu)}$	$M_T^{(0\nu)}$	$M^{(0\nu)}$	$M'^{(0\nu)}$	$M^{(0\nu)}$ [3]	Ratio	$M^{(0\nu)}$ [25]	Ratio
$^{76}\text{Ge} \rightarrow ^{76}\text{Se}$	1.00	-139.4	361.0	-26.8	473.6	298.3	317	0.941	163	2.46
	1.26	-139.5	338.5	-25.0	401.3	401.3				
$^{82}\text{Se} \rightarrow ^{82}\text{Kr}$	1.00	-102.0	258.5	-20.2	340.2	214.3	312	0.687	132	2.18
	1.26	-102.0	241.9	-19.1	287.1	287.1				
$^{96}\text{Zr} \rightarrow ^{96}\text{Mo}$	1.00	-114.2	285.5	-29.2	370.5	233.4	311	0.839	135	2.28
	1.26	-114.3	262.5	-26.6	307.9	307.9				
$^{100}\text{Mo} \rightarrow ^{100}\text{Ru}$	1.00	-127.1	321.9	-34.9	414.0	260.8	404	0.868	224	1.57
	1.26	-126.9	303.0	-32.2	350.8	350.8				
$^{110}\text{Pd} \rightarrow ^{110}\text{Cd}$	1.00	-167.6	438.3	-36.4	569.5	358.7	311	0.839	208	2.28
	1.26	-168.0	404.7	-34.8	475.7	475.7				
$^{116}\text{Cd} \rightarrow ^{116}\text{Sn}$	1.00	-102.1	246.3	-24.6	323.8	204.0	311	0.839	149	1.87
	1.26	-102.1	236.7	-22.5	278.5	278.5				
$^{124}\text{Sn} \rightarrow ^{124}\text{Te}$	1.00	-168.8	442.6	-48.4	563.0	354.6	294	0.870	120	3.78
	1.26	-168.7	393.8	-46.6	453.4	453.4				
$^{128}\text{Te} \rightarrow ^{128}\text{Xe}$	1.00	-138.5	374.0	-52.3	460.2	289.9	385	0.879	152	2.61
	1.26	-138.5	356.8	-48.0	396.1	396.1				
$^{130}\text{Te} \rightarrow ^{130}\text{Xe}$	1.00	-119.9	332.3	-46.3	405.9	255.7	385	0.879	138	2.45
	1.26	-119.5	306.8	-43.8	338.3	338.3				
$^{136}\text{Xe} \rightarrow ^{136}\text{Ba}$	1.00	-61.0	186.8	-29.5	218.3	137.3	125	1.10	109	1.71
	1.26	-61.8	174.2	-26.7	186.3	186.3				

$^{76}\text{Ge}$  and  $^{82}\text{Se}$  the leading component is  $2^-$  whereas for  $^{136}\text{Xe}$  it is  $3^+$ . These observations are in agreement with the earlier calculations of Refs. [17] and [19].

We present our final h-NMEs (16) in Table III and compare them there with the results of Ref. [21] for two values of the axial-vector coupling constant, namely the effective one,  $g_A^{\text{eff}} = 1.00$  and the bare one  $g_A^{\text{b}} = 1.26$  (Ref. [21] uses  $g_A^{\text{b}} = 1.27$  but the difference is insignificant). The agreement is quite good in most cases. However, there seems to be larger deviations for the nuclei  $^{100}\text{Mo}$  and  $^{124}\text{Sn}$  and perhaps also for  $^{82}\text{Se}$ . In the case of  $^{100}\text{Mo}$  the Tübingen-Caltec result is about 50% larger than ours. In the case of  $^{124}\text{Sn}$  the magnitudes go in the opposite direction, the Tübingen-Caltec matrix element being only about 60% of our result. The differences between the two calculations vary quite much from one nucleus to the other. One reason may be the  $g_{pp}$  sensitivity of the  $1^+$

contribution: The details of the  $1^+$  contribution may vary between the two calculations, in particular concerning the negative contribution which is very case dependent.

As can be seen from Table III the NMEs for  $g_A^{\text{b}} = 1.26$  are much smaller than those for  $g_A^{\text{eff}} = 1.00$ . This stems from two sources: (a) The factor  $(g_V/g_A)^2$  in (16) diminishes the contribution from the Fermi matrix element (which is the same for both values of  $g_A$ ), and (b) the magnitude of the Gamow-Teller NME diminishes due to the reduced  $1^+$  contribution to it, caused by the fitting of the  $2\nu\beta\beta$  half-life. The negative  $1^+$  contribution in some of the  $0\nu\beta\beta$  NMEs enhances the effect even further, like in the cases of  $^{96}\text{Zr}$ ,  $^{100}\text{Mo}$ , and  $^{124}\text{Sn}$ . The choice of the two bordering values  $g_A^{\text{eff}} = 1.00$  and  $g_A^{\text{b}} = 1.26$  is based on a kind of *ad hoc* convention: The bare value  $g_A^{\text{b}} = 1.26$  is a natural upper limit and  $g_A^{\text{eff}} = 1.00$  corresponds to the commonly adopted shell-model quenching [37,38]. The

TABLE VI. Evolution of the h-NMEs when going from the Miller-Spencer (M-S) to the Argonne (Ar) and CD-Bonn (CD-B) parametrizations of the Jastrow function (42). Columns 2 and 3 show the present results for M-S and Argonne parametrized h-NMEs. Columns 4–9 show the ratios of matrix elements computed with different parametrizations.

Nuclear transition	Present results				Ratios [3]/[23]		Ratios [25]	
	M-S	Ar	Ar/M-S	CD-B/M-S	Ar/M-S	CD-B/M-S	Ar/M-S	CD-B/M-S
$^{76}\text{Ge} \rightarrow ^{76}\text{Se}$	151.0	284.4	1.88	2.66	8.13	12.64	2.22	3.39
$^{82}\text{Se} \rightarrow ^{82}\text{Kr}$	107.9	203.5	1.89	2.66	8.77	13.60	2.37	3.71
$^{100}\text{Mo} \rightarrow ^{96}\text{Ru}$	125.5	244.8	1.95	2.80	8.75	13.60	1.66	2.26
$^{130}\text{Te} \rightarrow ^{130}\text{Xe}$	113.5	232.1	2.04	2.98	10.39	16.67	2.09	3.14
$^{136}\text{Xe} \rightarrow ^{136}\text{Ba}$	60.7	126.7	2.09	3.07	11.35	12.20	2.07	3.11

TABLE VII. Effect of the isospin symmetry restoration on the 1-NMEs for selected nuclei. In the calculations marked by “old” there is only one particle-particle parameter  $g_{pp} = g_{pp}^{T=0}$ , with values displayed in Table I. Here bare value of the axial-vector coupling was used.

Nuclear transition	Parameters	$M_F^{(0\nu)}$	$M_{GT}^{(0\nu)}$	$M_T^{(0\nu)}$
$^{76}\text{Ge} \rightarrow ^{76}\text{Se}$	old	-1.95	4.44	-0.27
	new	-1.74	4.44	-0.27
$^{82}\text{Se} \rightarrow ^{82}\text{Kr}$	old	-1.32	3.12	-0.21
	new	-1.29	3.12	-0.21
$^{96}\text{Zr} \rightarrow ^{96}\text{Mo}$	old	-1.37	2.45	-0.22
	new	-1.44	2.46	-0.22
$^{100}\text{Mo} \rightarrow ^{96}\text{Ru}$	old	-1.67	3.14	-0.26
	new	-1.63	3.13	-0.26
$^{130}\text{Te} \rightarrow ^{130}\text{Xe}$	old	-1.71	3.42	-0.37
	new	-1.52	3.41	-0.37

issue of the effective value of  $g_A$  is yet unsettled for the  $0\nu\beta\beta$  decays. Some attempts have been made to address this issue by analyzing  $\beta^-$  and  $2\nu\beta\beta$  decays within the pnQRPA framework in [39–43] by using a much quenched effective value of  $g_A$ . However, it is still unclear how this effective  $g_A$  relates to the one used in the  $0\nu\beta\beta$  calculations (see, e.g., the discussion in [41,43]).

### C. Matrix elements for heavy-neutrino exchange

Here we present our results for the NMEs corresponding to the exchange of a heavy Majorana neutrino (the h-NMEs). These NMEs are decomposed according to (23)–(25) in Table IV. In Figs. 2(a)–2(h) we have plotted the QRPA multipole decomposition of the total h-NME  $M^{(0\nu)}$  for the decays of  $^{76}\text{Ge}$ ,  $^{82}\text{Se}$ ,  $^{96}\text{Zr}$ ,  $^{100}\text{Mo}$ ,  $^{110}\text{Pd}$ ,  $^{116}\text{Cd}$ ,  $^{124}\text{Sn}$ , and  $^{128}\text{Te}$ , and in Figs. 4(a) and 4(b) for decays of  $^{130}\text{Te}$  and  $^{136}\text{Xe}$ . All decompositions are again calculated with the bare value of the axial-vector coupling,  $g_A^b = 1.26$ . The multipole decompositions have much more irregular shape for the heavy neutrino exchange than for the light neutrino exchange. Multipole strength is distributed towards higher angular-momentum values. There seems to be no characteristic leading multipole, either.

TABLE VIII. Effect of the isospin symmetry restoration on the h-NMEs for selected nuclei. In the calculations marked by “old” there is only one particle-particle parameter  $g_{pp} = g_{pp}^{T=0}$ , with values displayed in Table I. Bare value of the axial-vector coupling was used.

Nuclear transition	Parameters	$M_F^{(0\nu)}$	$M_{GT}^{(0\nu)}$	$M_T^{(0\nu)}$
$^{76}\text{Ge} \rightarrow ^{76}\text{Se}$	old	-142.7	338.6	-24.9
	new	-139.5	338.5	-25.0
$^{82}\text{Se} \rightarrow ^{82}\text{Kr}$	old	-102.5	242.1	-19.1
	new	-102.0	241.9	-19.1
$^{96}\text{Zr} \rightarrow ^{96}\text{Mo}$	old	-112.6	262.6	-26.6
	new	-114.3	262.6	-26.6
$^{100}\text{Mo} \rightarrow ^{96}\text{Ru}$	old	-127.7	302.9	-32.1
	new	-126.9	303.2	-32.2
$^{130}\text{Te} \rightarrow ^{130}\text{Xe}$	old	-123.6	307.3	-43.7
	new	-119.5	307.0	-43.8

We present our final h-NMEs (16) in Table V for  $g_A^{\text{eff}} = 1.00$  and  $g_A^b = 1.26$ . We compare our NMEs with the results of Ref. [3] and [25] in the last four columns of the table (Ref. [3] uses  $g_A^b = 1.25$  and Ref. [25]  $g_A^b = 1.269$  but, as stated before, the difference is negligible). The primed matrix element  $M'^{(0\nu)}$  of Ref. [3] is defined as

$$M'^{(0\nu)} = \left( \frac{g_A}{g_A^b} \right)^2 M^{(0\nu)}. \quad (47)$$

As seen in the third last column of Table V our h-NMEs compare rather well with the Tübingen-Caltec matrix elements of Ref. [3]. There seems to be a significant difference between our present results and those computed by the Yale group [25]. The last column of Table V shows that an average constant of proportionality between our results and those of the Yale group is about 2.3.

In Table VI we investigate the evolution of the h-NMEs for nuclei  $^{76}\text{Ge}$ ,  $^{82}\text{Se}$ ,  $^{100}\text{Mo}$ , and  $^{130}\text{Te}$  when moving from the Miller-Spencer to the softer Argonne and CD-Bonn parametrizations of the short-range correlation function (42). We also compare this evolution with those given by Refs. [23], [3], and [25]. In the sixth and seventh column of Table VI the ratios are defined as the results of [3] divided by the results of [23]. Our M-S correlated h-NMES differ considerably from the old Tübingen calculations [23]. They also differ substantially from those computed by the Yale group [25], but the ratios listed in Table VI are essentially the same for the present and the Yale calculations. This means that our h-NMEs behave similarly to those of the Yale group when we change the correlations from M-S to Argonne and CD-Bonn and only the absolute values of the h-NMEs differ between the two calculations. The ratios of the Tübingen computed h-NMEs are strikingly different from the present and Yale results: the Tübingen h-NMEs increase by a factor of 8.0 to 12.0 when going from M-S to Argonne and CD-Bonn. Most likely there is some problem with the calculated values of h-NMEs in Ref. [23].

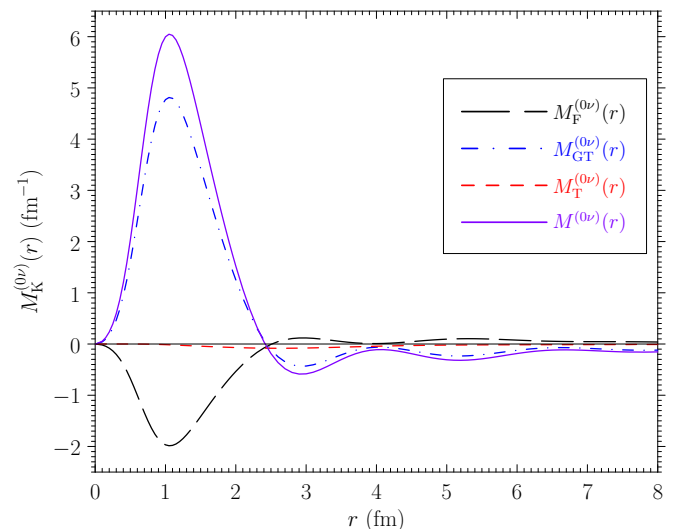


FIG. 5. (Color online) Radial dependence of the 1-NMEs  $M_F^{(0\nu)}$ ,  $M_{GT}^{(0\nu)}$ ,  $M_T^{(0\nu)}$  and the full matrix element  $M^{(0\nu)}$  in the case of  $^{76}\text{Ge}$ .

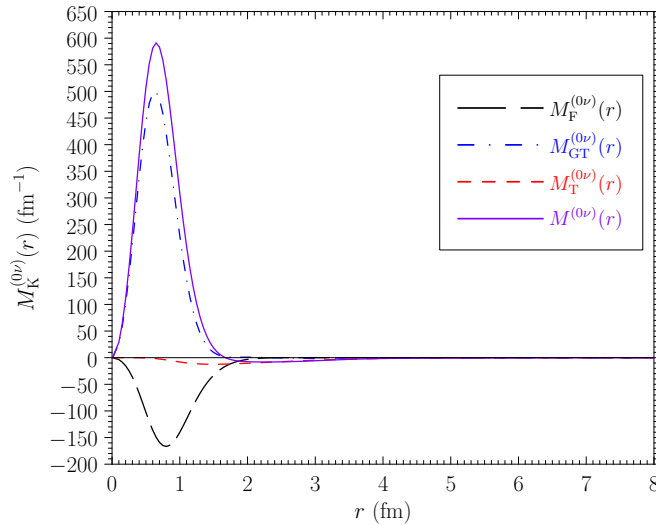


FIG. 6. (Color online) Radial dependence of the h-NMEs  $M_F^{(0\nu)}$ ,  $M_{GT}^{(0\nu)}$ ,  $M_T^{(0\nu)}$  and the full matrix element  $M^{(0\nu)}$  in the case of  $^{76}\text{Ge}$ .

The effect of the isospin symmetry restoration procedure on the magnitudes of the light-exchange and heavy-exchange nuclear matrix elements is investigated in Tables VII and VIII. The Gamow-Teller and tensor parts are hardly affected at all in both cases. The effect on the Fermi matrix element,  $M_F^{(0\nu)}$ , is ranging from small to negligible. For the h-NMEs there are no previous results to compare with but the results for the l-NMEs can be compared with those of [21]. The presently obtained small effect on  $M_F^{(0\nu)}$  by the isospin restoration is at odds with the results of Ref. [21] where a significant reduction in the Fermi matrix element was observed when moving from the old to the new parametrization. There also the values of the old Fermi NMEs were considerably higher than in the present calculations. So, in fact, after the isospin restoration the Fermi l-NMEs of the present calculation and those of [21] are surprisingly close to each other.

The  $0\nu\beta\beta$  transition operators  $\mathcal{O}_K$  in (38) depend on the relative distance  $r$  between the two decaying neutrons. In Figs. 5 and 6 we have plotted the radial dependence of the matrix elements  $M_F^{(0\nu)}$ ,  $M_{GT}^{(0\nu)}$ ,  $M_T^{(0\nu)}$ , and the full NME  $M^{(0\nu)}$  for both the light and heavy neutrino exchange cases. The two figures show clearly the different nature of the two decay mechanisms. The light neutrino exchange, being a long range process, collects strength to the NME still beyond the nucleon separation of 8 fm. For the heavy neutrino exchange the neutrino potential is a contact interaction and the corresponding matrix element cuts off completely after about 4 fm. When doing computations with different parametrizations of the SRC it was noticed that the tensor part is not sensitive to the chosen parametrization. The reason for this behavior becomes

clear from Figs. 5 and 6. In both decay modes the tensor part switches on only after the decaying nucleons are about 1 fm apart so the presence of the Jastrow function does not affect them much.

#### IV. CONCLUSIONS

In this work we have calculated the nuclear matrix elements of the neutrinoless double beta-minus decays mediated by the light (light NMEs) or heavy (heavy NMEs) Majorana neutrino. The matrix elements have been computed for ten key decays of immediate experimental interest. The calculations have been done by using realistic two-body interactions and single-particle bases, and including up-to-date nucleon-nucleon short-range correlations, nucleon form factors and induced weak currents of nucleons. We also use a recently proposed method to improve on the isospin properties of the two-neutrino and neutrinoless double Fermi nuclear matrix elements. We decompose both the light and heavy NMEs in several different ways to benchmark our computer code and to enable clean comparison with the existing and future calculations done by using different model frameworks.

We found in the calculations that the light and heavy NMEs behave qualitatively and even quantitatively in a similar way as the ones calculated recently by the Tübingen-Caltec group [3,21]. The heavy NMEs differ considerably from the old Tübingen calculations [23] and the recent Yale calculations [25].

The uncertainties of the present calculations, stemming from the determination of the values of the model parameters, are well under control owing to the fact that experimental data were used at every step of the process. This ideology in determining the values of the pairing and pnQRPA parameters yields also the computed NMEs stable against variations in the size of the single-particle model space. The largest uncertainty pertains to the variation of the value of the axial-vector coupling constant  $g_A$ . There is no known recipe how to determine the value of  $g_A$  for the neutrinoless double beta decays of nuclei. The conservative range of variation  $g_A = 1.00\text{--}1.26$ , adopted in this work, induces an interval of the l-NMEs and h-NMEs such that the endpoints of the interval can be inferred from Tables III and V, respectively. Due to the rather large width of the interval of the NME values, it becomes more and more important in the future to have a reliable estimate of the value of  $g_A$  in the NME calculations.

#### ACKNOWLEDGMENTS

This work has been partially supported by the Academy of Finland under the Finnish Centre of Excellence Programme 2012-2017 (Nuclear and Accelerator Based Programme at JYFL).

- [1] J. Suhonen and O. Civitarese, *Phys. Rep.* **300**, 123 (1998).  
 [2] F. T. Avignone III, S. R. Elliott, and J. Engel, *Rev. Mod. Phys.* **80**, 481 (2008).

- [3] J. Vergados, H. Ejiri, and F. Šimković, *Rep. Prog. Phys.* **75**, 106301 (2012).  
 [4] J. Suhonen and O. Civitarese, *J. Phys. G: Nucl. Part. Phys.* **39**, 085105 (2012).

- [5] J. Toivanen and J. Suhonen, *Phys. Rev. Lett.* **75**, 410 (1995).
- [6] C. M. Raduta and A. A. Raduta, *Phys. Rev. C* **82**, 068501 (2010).
- [7] E. Caurier, G. Martínez-Pinedo, F. Nowacki, A. Poves, and A. Zuker, *Rev. Mod. Phys.* **77**, 427 (2005).
- [8] J. Barea and F. Iachello, *Phys. Rev. C* **79**, 044301 (2009).
- [9] T. R. Rodríguez and G. Martínez-Pinedo, *Phys. Rev. Lett.* **105**, 252503 (2010).
- [10] P. K. Rath, R. Chandra, K. Chaturvedi, P. K. Raina, and J. G. Hirsch, *Phys. Rev. C* **82**, 064310 (2010).
- [11] J. Suhonen and O. Civitarese, *J. Phys. G: Nucl. Part. Phys.* **39**, 124005 (2012).
- [12] J. Maalampi and J. Suhonen, *Adv. High Energy Phys.* **2013**, 505874 (2013).
- [13] J. Suhonen and O. Civitarese, *Nucl. Phys. A* **847**, 207 (2010).
- [14] J. Suhonen, *Nucl. Phys. A* **853**, 36 (2011).
- [15] J. Suhonen, *Phys. Lett. B* **607**, 87 (2005).
- [16] J. Suhonen, *Nucl. Phys. A* **864**, 63 (2011).
- [17] V. A. Rodin, A. Faessler, F. Šimkovic, and P. Vogel, *Nucl. Phys. A* **766**, 107 (2006).
- [18] M. Kortelainen and J. Suhonen, *Phys. Rev. C* **75**, 051303(R) (2007).
- [19] M. Kortelainen and J. Suhonen, *Phys. Rev. C* **76**, 024315 (2007).
- [20] J. Suhonen and M. Kortelainen, *Int. J. Mod. Phys. E* **17**, 1 (2008).
- [21] F. Šimkovic, V. Rodin, A. Faessler, and P. Vogel, *Phys. Rev. C* **87**, 045501 (2013).
- [22] M. Kortelainen, O. Civitarese, J. Suhonen, and J. Toivanen, *Phys. Lett. B* **647**, 128 (2007).
- [23] F. Šimkovic, G. Pantis, J. D. Vergados, and A. Faessler, *Phys. Rev. C* **60**, 055502 (1999).
- [24] A. Faessler, G. L. Fogli, E. Lisi, A. M. Rotunno, and F. Šimkovic, *Phys. Rev. D* **83**, 113015 (2011).
- [25] J. Barea, J. Kotila, and F. Iachello, *Phys. Rev. C* **87**, 014315 (2013).
- [26] J. Kotila and F. Iachello, *Phys. Rev. C* **85**, 034316 (2012).
- [27] J. Menéndez, A. Poves, E. Caurier, and F. Nowacki, *Nucl. Phys. A* **818**, 139 (2009).
- [28] G. A. Miller and J. E. Spencer, *Ann. Phys. (NY)* **100**, 562 (1976).
- [29] F. Šimkovic, A. Faessler, H. Müther, V. Rodin, and M. Stauf, *Phys. Rev. C* **79**, 055501 (2009).
- [30] A. Bohr and B. R. Mottelson, *Nuclear Structure*, Vol. I (Benjamin, New York, 1969).
- [31] J. Suhonen, T. Taigel, and A. Faessler, *Nucl. Phys. A* **486**, 91 (1988).
- [32] J. Suhonen, *Nucl. Phys. A* **563**, 205 (1993).
- [33] J. Suhonen, *Nucl. Phys. A* **700**, 649 (2002).
- [34] W. Almosly, B. G. Carlsson, J. Dobaczewski, J. Suhonen, J. Toivanen, P. Vesely, and E. Ydrefors, *Phys. Rev. C* **89**, 024308 (2014).
- [35] A. S. Barabash, *Phys. Rev. C* **81**, 035501 (2010).
- [36] A. S. Barabash, in *Workshop on Calculation of Double-Beta-Decay Matrix Elements* (MEDEX '13), June 2013, Prague, edited by O. Civitarese, I. Stekl, and J. Suhonen, AIP Conf. Proc. No. 1572 (AIP, New York, 2013), p. 11.
- [37] B. H. Wildenthal, M. S. Curtin, and B. A. Brown, *Phys. Rev. C* **28**, 1343 (1983).
- [38] G. Martínez-Pinedo, A. Poves, E. Caurier, and A. P. Zuker, *Phys. Rev. C* **53**, R2602 (1996).
- [39] A. Faessler, G. L. Fogli, E. Lisi, V. Rodin, A. M. Rotunno, and F. Šimkovic, *J. Phys. G: Nucl. Part. Phys.* **35**, 075104 (2008).
- [40] J. Suhonen and O. Civitarese, *Phys. Lett. B* **725**, 153 (2013).
- [41] J. Suhonen and O. Civitarese, *Nucl. Phys. A* **924**, 1 (2014).
- [42] D. S. Delion and J. Suhonen, *Europhys. Lett.* **107**, 52001 (2014).
- [43] H. Ejiri, N. Soukouti, and J. Suhonen, *Phys. Lett. B* **729**, 27 (2014).