

This is a self-archived version of an original article. This version may differ from the original in pagination and typographic details.

Author(s): ALICE Collaboration

Title: Observation of flow angle and flow magnitude fluctuations in Pb-Pb collisions at $\sqrt{s_{NN}} = 5.02$ TeV at the CERN Large Hadron Collider

Year: 2023

Version: Published version

Copyright: © 2023 CERN

Rights: CC BY 4.0


Rights url: <https://creativecommons.org/licenses/by/4.0/>

Please cite the original version:

ALICE Collaboration. (2023). Observation of flow angle and flow magnitude fluctuations in Pb-Pb collisions at $\sqrt{s_{NN}} = 5.02$ TeV at the CERN Large Hadron Collider. *Physical Review C*, 107, Article L051901. <https://doi.org/10.1103/PhysRevC.107.L051901>

Observation of flow angle and flow magnitude fluctuations in Pb-Pb collisions at $\sqrt{s_{NN}} = 5.02$ TeV at the CERN Large Hadron Collider

S. Acharya *et al.**
(ALICE Collaboration)

 (Received 28 June 2022; revised 13 February 2023; accepted 20 March 2023; published 24 May 2023)

This Letter reports on the first measurements of transverse momentum dependent flow angle Ψ_n and flow magnitude v_n fluctuations determined using new four-particle correlators. The measurements are performed for various centralities in Pb-Pb collisions at a center-of-mass energy per nucleon pair of $\sqrt{s_{NN}} = 5.02$ TeV with ALICE at the CERN Large Hadron Collider. Both flow angle and flow magnitude fluctuations are observed in the presented centrality ranges and are strongest in the most central collisions and for a transverse momentum $p_T > 2$ GeV/c. Comparison with theoretical models, including iEBE-VISHNU, MUSIC, and AMPT, show that the measurements exhibit unique sensitivities to the initial state of heavy-ion collisions.

DOI: [10.1103/PhysRevC.107.L051901](https://doi.org/10.1103/PhysRevC.107.L051901)

In ultrarelativistic collisions of heavy ions, such as those at the BNL Relativistic Heavy-Ion Collider (RHIC) and the CERN Large Hadron Collider (LHC), a deconfined state of strongly interacting matter, commonly referred to as quark-gluon plasma (QGP), is predicted to be created under extreme conditions of temperature and energy densities [1,2]. Many experimental results indicate that a strongly coupled QGP is formed in heavy-ion collisions [3–7]. Initial anisotropies of the geometric overlap of the colliding nuclei and spatial inhomogeneities in the energy density drive the collective expansion of the QGP and are transformed through the evolution of the QGP into a momentum anisotropy in the final state [8–10]. This momentum anisotropy is characterized by a Fourier expansion of the distribution of the azimuthal angle, φ , of emitted particles [11]

$$\frac{d^2N}{dp_T d\varphi} = \frac{dN}{2\pi dp_T} \left(1 + 2 \sum_{n=1}^{\infty} v_n(p_T) \cos[n(\varphi - \Psi_n(p_T))] \right), \quad (1)$$

where $v_n(p_T)$ and $\Psi_n(p_T)$ correspond to the magnitude and angle, respectively, of the n th-order harmonic flow vector $\vec{V}_n(p_T) = v_n(p_T) e^{in\Psi_n(p_T)}$. Here, the transverse momentum, p_T , dependence of both the flow magnitude and flow angle has been made explicit. The flow vector quantifies the orientation and magnitude of the anisotropic flow, and the flow angle Ψ_n is the angle of the symmetry plane of the n th-order flow vector.

Typically, the largest flow coefficient is the elliptic flow v_2 , since it is largely determined by the geometrical overlap of

the colliding nuclei. However, fluctuations in the position of the colliding nuclei and in the position of nucleons within the nuclei can induce more complex geometrical shapes, which will give rise to nonzero flow coefficients with $n > 2$ [12–15], such as the triangular flow v_3 . Both elliptic and triangular flow coefficients have been measured extensively at RHIC [16–19] and the LHC [20–31]. The comparison to hydrodynamical calculations can constrain the initial conditions of the heavy-ion collisions and the transport properties of the QGP, such as the specific shear viscosity η/s . These comparisons indicate that the system behaves as a strongly coupled low-viscosity fluid [10,32–35].

Fluctuations of the flow angle Ψ_n and the flow magnitude v_n have been shown to be present in hydrodynamical models [36,37]. These fluctuations are possibly due to thermal hydrodynamic fluctuations during the QGP evolution [38]. The *flow angle fluctuations* (FAF) are the fluctuations of $\Psi_n(p_T)$ determined by a subset of particles at a specific p_T with respect to the symmetry plane determined by the total set of particles, Ψ_n . If such fluctuations are present, $\Psi_n(p_T) \neq \Psi_n$. The *flow magnitude fluctuations* (FMF) of the v_n at different p_T can be understood as a decorrelation where $\langle v_n(p_T) v_n \rangle \neq \sqrt{\langle v_n^2(p_T) \rangle \langle v_n^2 \rangle}$.

The determination of QGP properties, such as η/s , rely on the comparison of theoretical model calculations to experimental data. In order to provide an unbiased extraction of the QGP properties, the models should account for the fluctuations in the flow angle and flow magnitude. Measurements at the LHC have reported the existence of p_T -dependent flow vector fluctuations [39–42]. However, those measurements rely on observables constructed from two-particle correlations, which intrinsically contain contributions from both the FAF and FMF with no way to separate the two experimentally.

In this Letter the FAF and FMF are measured with two new four-particle correlation functions to separate the components of the p_T -dependent fluctuations of the flow vector.

*Full author list given at the end of the article.

Published by the American Physical Society under the terms of the [Creative Commons Attribution 4.0 International license](https://creativecommons.org/licenses/by/4.0/). Further distribution of this work must maintain attribution to the author(s) and the published article's title, journal citation, and DOI.

The FAF is quantified by

$$A_n^f = \frac{\langle\langle \cos n[\varphi_1^{\text{POI}} + \varphi_2^{\text{POI}} - \varphi_3 - \varphi_4] \rangle\rangle}{\langle\langle \cos n[\varphi_1^{\text{POI}} + \varphi_2 - \varphi_3^{\text{POI}} - \varphi_4] \rangle\rangle} = \frac{\langle v_n^2(p_T) v_n^2 \cos 2n[\Psi_n(p_T) - \Psi_n] \rangle}{\langle v_n^2(p_T) v_n^2 \rangle} \simeq \langle \cos 2n[\Psi_n(p_T) - \Psi_n] \rangle_w, \quad (2)$$

where the POI superscript refers to particles of interest selected from a narrow transverse momentum range and the w subscript means that A_n^f is averaged over the event ensemble with each event having a weight equal to the fourth power of v_n [43]. The double brackets refer to an average over all particles and all events, and the single brackets refer to an average over all events. A value of $A_n^f < 1$ indicates the presence of p_T -dependent FAF. A large deviation from unity suggests that the symmetry plane at a specific p_T^{POI} deviates from the common symmetry plane.

The FMF are studied with

$$M_n^f = \frac{\langle\langle \cos n[\varphi_1^{\text{POI}} + \varphi_2 - \varphi_3^{\text{POI}} - \varphi_4] \rangle\rangle / (\langle\langle \cos n[\varphi_1^{\text{POI}} - \varphi_3^{\text{POI}}] \rangle\rangle \langle\langle \cos n[\varphi_2 - \varphi_4] \rangle\rangle)}{\langle\langle \cos n[\varphi_1 + \varphi_2 - \varphi_3 - \varphi_4] \rangle\rangle / \langle\langle \cos n[\varphi_1 - \varphi_2] \rangle\rangle^2} = \frac{\langle v_n^2(p_T) v_n^2 \rangle / \langle v_n^2(p_T) \rangle \langle v_n^2 \rangle}{\langle v_n^4 \rangle / \langle v_n^2 \rangle^2}. \quad (3)$$

A deviation of M_n^f from unity indicates the presence of p_T -dependent FMF. The magnitude of the deviation will show how strongly the flow magnitude in a specific p_T range, $v_n(p_T)$, is decorrelated with respect to the integrated flow, v_n . The correlators A_n^f and M_n^f probe higher moments of the distribution of flow fluctuations compared to correlators traditionally used previously with two-particle techniques [39–41]. The lower-order moments of the FAF and FMF cannot be measured separately in experiments [36,44] but can be approximated by constructing the lower and upper limits of the first moment of flow angle and magnitude fluctuations, respectively. The lower limit of the first-moment FAF $\langle \cos n[\Psi_n(p_T) - \Psi_n] \rangle$ is calculated with a double angle formula as

$$\sqrt{\frac{A_n^f + 1}{2}} \geq \langle \cos n[\Psi_n(p_T) - \Psi_n] \rangle. \quad (4)$$

The flow vector fluctuations are calculated as the ratio of the p_T -differential flow coefficient, defined as

$$v_n\{2\} = \frac{\langle\langle \cos n[\varphi_1^{\text{POI}} - \varphi_2] \rangle\rangle}{\langle\langle \cos n[\varphi_1 - \varphi_2] \rangle\rangle} = \frac{\langle v_n(p_T) v_n \cos n[\Psi_n(p_T) - \Psi_n] \rangle}{\sqrt{\langle v_n^2 \rangle}} \quad (5)$$

and the p_T -integrated flow coefficient in a narrow p_T interval [36], i.e.,

$$v_n[2] = \langle\langle \cos n[\varphi_1^{\text{POI}} - \varphi_2^{\text{POI}}] \rangle\rangle = \sqrt{\langle v_n^2(p_T) \rangle}. \quad (6)$$

The flow vector fluctuations is then given by

$$v_n\{2\}/v_n[2] = \frac{\langle v_n(p_T) v_n \cos n[\Psi_n(p_T) - \Psi_n] \rangle}{\sqrt{\langle v_n^2(p_T) \rangle} \sqrt{\langle v_n^2 \rangle}}, \quad (7)$$

which satisfies the Cauchy-Schwartz inequality for two observables X and Y , $\langle XY \rangle \leq \sqrt{\langle X^2 \rangle \langle Y^2 \rangle}$, as $\cos n(\Psi_n(p_T) - \Psi_n) \leq 1$. The ratio of Eqs. (4) and (7) determines the upper

limit of the first-order FMF

$$\frac{v_n\{2\}/v_n[2]}{\sqrt{(A_n^f + 1)/2}} \leq \frac{\langle v_n(p_T) v_n \rangle}{\sqrt{\langle v_n^2(p_T) \rangle} \sqrt{\langle v_n^2 \rangle}}. \quad (8)$$

The limits on the first-moment flow angle and magnitude fluctuations connect the study of the separated fluctuations with prior studies of flow vector fluctuations based on two-particle correlations [39–41]. All the above correlators are calculated with the generic framework [45,46], which corrects the nonuniformities in the acceptance of the detector. The statistical uncertainties of these two correlators in Eqs. (2) and (3) are estimated with the bootstrap method of random sampling with replacement.

The correlators A_2^f and M_2^f are measured based on 5.4×10^7 Pb–Pb collisions recorded with the ALICE experiment [47] in 2015 at a center-of-mass energy per nucleon pair of $\sqrt{s_{NN}} = 5.02$ TeV. Experimentally, events are selected based on a minimum bias trigger achieved by requiring a coincidence of signals in the two V0 scintillator arrays, V0A with a pseudorapidity range $2.8 < \eta < 5.1$, and V0C with a pseudorapidity range $-3.7 < \eta < -1.7$. Additionally, a reconstructed primary vertex within ± 10 cm of the nominal interaction point along the beam axis is required. Events with significant pileup from out-of-bunch collisions within the time projection chamber (TPC) readout time will have incorrect multiplicity and cannot be used to assess the collision properties of a given centrality class. Such pileup events are rejected based on cuts of the correlation between the number of tracks measured with different detectors. A variation of the criteria for pileup rejection is considered for the systematic uncertainties [48]. The centrality of the events is measured using information from the V0A and V0C detectors [49]. Charged particle tracks, hereafter simply called tracks, are reconstructed using the inner tracking system (ITS) [50] and the TPC [51]. Tracks are selected with at least 70 TPC space points out of 159 points and a χ^2 per TPC cluster less than 4 [52]. To reduce contamination from secondary particles, tracks are selected with a distance of closest approach to the primary vertex of less than 2 cm in the longitudinal direction and a p_T -dependent selection ranging from 0.2 cm at $p_T = 0.2$ GeV/c to 0.016 cm at $p_T = 5$ GeV/c in the transverse

direction. Tracks are selected within the full TPC and ITS acceptance of $|\eta| < 0.8$. Additionally, as the regime of hard processes is not of interest in this work, the kinematic range of the tracks is restricted to $0.2 < p_T < 5 \text{ GeV}/c$, where most of the tracks originate from the thermalized medium. In order to suppress nonflow correlation contributions, such as resonance decays and jets, which are not related to collective behavior, the subevent method is utilized to calculate the correlators. In this method the event is divided into subevents separated by a gap in pseudorapidity denoted $|\Delta\eta|$. This ensures that short-range nonflow correlations between particles from the same subevent, mostly originating from resonances, are not introduced. An η gap of $|\Delta\eta| > 0.8$ is used for two-particle correlations and $|\Delta\eta| > 0$ for four-particle correlations in order to ensure optimal balance between the statistical precision and nonflow suppression. To further investigate the nonflow suppression, the analysis is also performed with the so-called like-sign method, where only positively or negatively charged particle tracks are considered for analysis. The difference is less than 1% compared to the measurements of A_2^f and M_2^f using all tracks. Furthermore, the analysis is repeated with increasing pseudorapidity gaps between the subevents. Pseudorapidity gaps of $|\Delta\eta| > 0$, $|\Delta\eta| > 0.4$, and $|\Delta\eta| > 0.8$ are tested, and it is found that the measurements of A_2^f and M_2^f differ by less than 1%, when measured with different pseudorapidity gaps. Additional Monte Carlo studies using HIJING [53], a model that does not feature collective effects, but involves particle correlations arising from other sources, indicate that nonflow is sufficiently suppressed with the applied pseudorapidity gaps. The HIJING calculations of the four-particle correlation functions defined in Eqs. (2) and (3) show no statistically significant difference from zero. Based on the model studies, the like-sign method, and the variations of the pseudorapidity gaps, the nonflow correlation contributions are less than 1% of the measured values of A_2^f and M_2^f .

Systematic uncertainties are evaluated by varying the event and track selection criteria. The systematic uncertainty is presented for A_2^f , as the uncertainties are of a similar size for both observables. Since the systematic uncertainty may depend on the collision centrality and the p_T bin, only the largest contribution from each source is mentioned below. The systematic uncertainty associated with the event selection criteria is evaluated by varying the selection on the vertex position along the beam direction (from 10 cm to 7, 8, or 9 cm), the magnetic field polarity, and the criteria for rejecting pileup events, and is below 1%. The robustness of the centrality determination is investigated by repeating the analysis using the centrality estimated at midrapidity from hits in the silicon pixel detector (SPD) instead of the V0, resulting in a negligible difference. Uncertainties related to track selection are estimated by considering different track reconstructions and track quality selection criteria. Changing the track reconstruction to include tracks without hits in the SPD leads to a variation of, at most, 1.7%. The quality of the reconstructed tracks is varied by changing the minimum number of TPC space points to 80 and 90, which leads to a difference of 1.5% on the measured correlators. Uncertainties related to the variations in the distance of closest approach

in both longitudinal and transverse directions are negligible, indicating that the effect of contaminations from secondary particles on the measurements is insignificant. Finally, tightening the χ^2 per number of TPC clusters from 4 to 2.5 gives an uncertainty of, at most, 3%. The total systematic uncertainty is calculated as the quadratic sum of the individual sources that have a statistically significant contribution according to a statistical test [54].

Measured values of A_2^f are present in Fig. 1 as a function of the transverse momentum p_T in selected collision centrality classes. The results are presented from 0.2 GeV/c up to 4 GeV/c since the requirement of two particles at high p_T for the four-particle correlations limits the available data sample. In the 0–5 % most central collisions, finite and increasing large deviations from unity are observed starting from $p_T \approx 2.5 \text{ GeV}/c$. As previously mentioned, this deviation cannot be attributed to nonflow effects, whose contributions are negligible. With more than 5σ significance of the deviation at $p_T > 3 \text{ GeV}/c$ across the presented centralities, these measurements provide the first observation of p_T -dependent FAF. In centralities 10–20 % and 30–40 %, the fluctuation weakens in comparison to 0–5 % most central collisions and reaches around 5–7 % deviation from unity at $3 < p_T < 4 \text{ GeV}/c$. The increasing deviation from unity with $p_T > 2.5 \text{ GeV}/c$ observed in data suggests that the elliptic flow at large transverse momentum ($p_T > 2.5 \text{ GeV}/c$) may not be correlated with the reference flow and a common symmetry plane. This will affect the comparison of measurements relying on a common symmetry plane between particles at high and low p_T with theoretical models that do not feature FAF. Theoretical calculations with AMPT [57,58], MUSIC [59,60], and iEBE-VISHNU [61] models are, when available, compared to the data in Fig. 1. The AMPT transport model uses partonic interactions within the string melting tune, while a quark coalescence model is utilized to form hadrons, which are then transported through a hadronic cascade model [62]. The input parameters of the AMPT model are tuned to measurements of $dN/d\eta$, p_T spectra, and elliptic flow of charged pions, kaons, and protons from ALICE [57,63]. On the other hand, the MUSIC model is an event-by-event (3+1D) viscous hydrodynamic model and is used with both Glauber [64] and T_RENTo [65] initial conditions. Different values of η/s of 0.08, 0.12, and 0.16 are used with T_RENTo initial conditions [56]. Finally, the iEBE-VISHNU model is an event-by-event (2+1)D viscous hydrodynamical model coupled to the hadronic cascade model UrQMD [66]. This model has been successful in describing collective phenomena, as well as event-by-event fluctuations, in several collision systems and energies [55,67]. The iEBE-VISHNU model calculations with T_RENTo initial conditions and a temperature-dependent specific shear viscosity $\eta/s(T)$ [68] are also shown. The iEBE-VISHNU model calculations are available at p_T ranges below 3 GeV/c.

The AMPT calculation presented here describes the data well in the 0–5 % most central collisions and captures the deviation from unity in the highest p_T bin. At higher centralities, the AMPT calculation overestimates the deviation from unity at high p_T . The comparison of the MUSIC calculations with Glauber and T_RENTo initial conditions

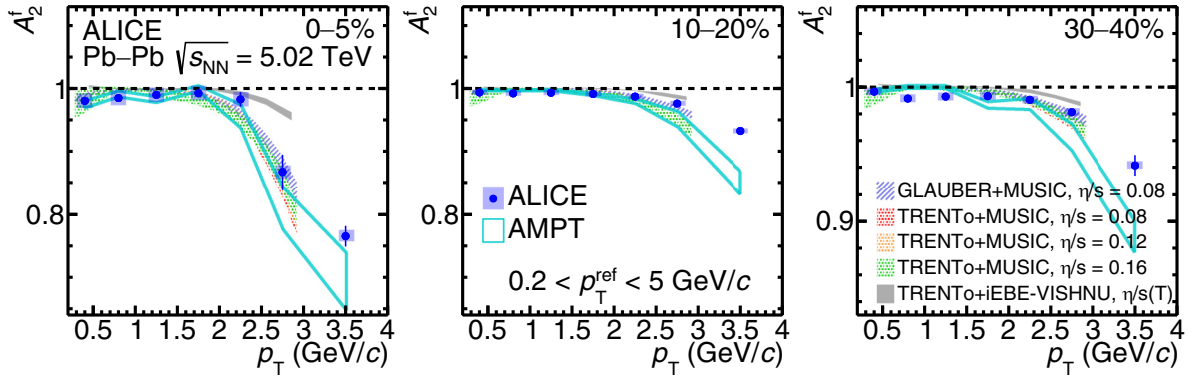


FIG. 1. The flow angle fluctuation A_2^f in Pb–Pb collisions at $\sqrt{s_{NN}} = 5.02$ TeV as a function of the transverse momentum, p_T , in centrality classes 0–5 % (left), 10–20 % (middle), and 30–40 % (right). Comparison with iEBE-VISHNU with T_RENTo initial conditions and $\eta/s(T)$ [55], MUSIC with Glauber initial conditions and $\eta/s = 0.08$ [56], MUSIC with T_RENTo initial conditions and $\eta/s = 0.08, 0.12, 0.16$ [56], and AMPT [57] are shown as colored bands.

shows that A_2^f is sensitive to the fluctuations in the initial state with little to no sensitivity to the different values of specific shear viscosity. This observation is consistent with the AMPT calculations presented in [69], where AMPT with different values of specific shear viscosity and initial conditions are compared. The iEBE-VISHNU calculation underestimates the deviation of A_2^f from unity at $p_T > 2.5$ GeV/c across the presented centralities with the largest difference in the 0–5 % most central collisions. The iEBE-VISHNU model with T_RENTo initial conditions uses parameters extracted from a Bayesian analysis [68] in contrast to the MUSIC models, which use standard T_RENTo initial conditions with $p = 0$ [65]. The extracted parameters from the Bayesian analysis represent the current best understanding of the initial conditions and QGP transport properties. Including additional constraints in the Bayesian analyses, such as A_2^f , should improve our understanding of the event-by-event fluctuating initial state thus allowing for a more robust and unbiased extraction of the expansion properties of the matter formed in these collisions. The measurements of the p_T -dependent

FMF, M_2^f in centrality classes 0–5 %, 10–20 %, and 30–40 % are shown in Fig. 2. A substantial deviation of M_2^f from unity is observed in the 0–5 % most central collisions. This deviation by more than 5σ significance at $p_T > 3$ GeV/c constitutes the first observation of p_T -dependent FMF. The measurements show that the p_T -differential flow coefficients decorrelate with the p_T -integrated flow coefficient as the transverse momentum increases. In centrality 0–5 %, where the initial state fluctuations are most significant, the flow magnitude deviates from unity for p_T above 2 GeV/c. Deviations increase with rising p_T and are more pronounced in the 0–5 % central collisions compared to those observed in the 10–20 % and 30–40 % centrality ranges. M_2^f is not restricted to be below unity as seen in Fig. 2 at 30–40 % centrality. The observable M_n^f is not constructed to satisfy the Cauchy-Schwarz inequality as such an observable, $\langle v_n^2(p_T)v_n^2 \rangle / \sqrt{v_n^4(p_T)v_n^4}$, would require four particles from a narrow p_T range. The flow vector fluctuations measured with two-particle correlations and the FAF measured with A_2^f , however, can only be larger than unity due to nonflow effects

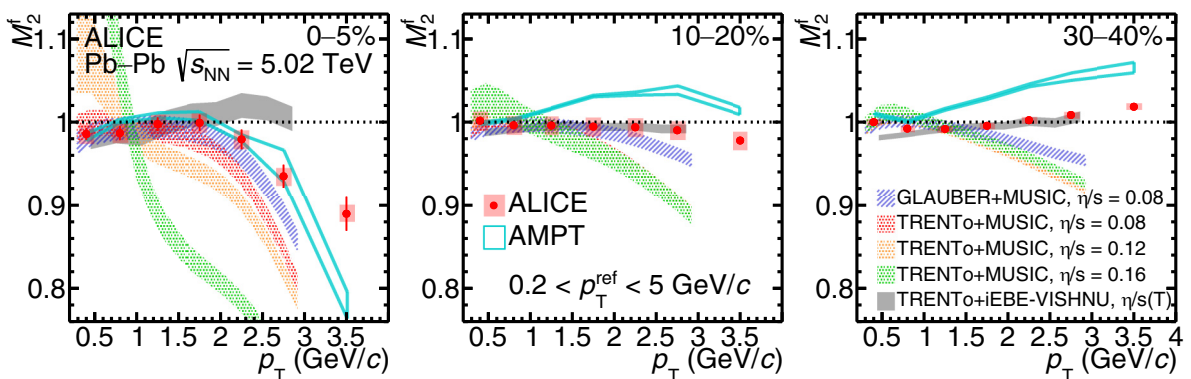


FIG. 2. The flow magnitude fluctuation M_2^f in Pb–Pb collisions at $\sqrt{s_{NN}} = 5.02$ TeV as a function of the transverse momentum, p_T , in centrality classes 0–5 % (left), 10–20 % (middle), and 30–40 % (right). Comparison with iEBE-VISHNU with T_RENTo initial conditions and $\eta/s(T)$ [55], MUSIC with Glauber initial conditions and $\eta/s = 0.08$ [56], MUSIC with T_RENTo initial conditions and $\eta/s = 0.08, 0.12, 0.16$ [56], and AMPT [57] are shown as colored bands.

[37]. The nonflow studies mentioned previously show that nonflow correlations are negligible for M_2^f , so the deviation from unity must be due to the FMF.

The AMPT transport model calculation succeeds in describing the FMF in the most central collisions, where it also describes the FAF (Fig. 1 left). At higher centralities, the AMPT model significantly overestimates the data even at low p_T , but it qualitatively captures the increasing trend of M_2^f in the 30–40 % centrality interval. The AMPT model works well in qualitatively describing both FAF and FMF without a hydrodynamic phase. This is possibly due to the fact that these effects mainly originate in the initial state. The MUSIC models show strong sensitivity to the η/s in 0–5 % most central collisions as well as a sensitivity to the different initial conditions. The dependence on η/s is unexpected and in contrast to the findings in [69], where the magnitude of the flow fluctuations is found to be independent of the value of η/s . In the 10–20 % and 30–40 % centrality intervals, M_2^f shows no sensitivity to η/s but is still affected by the different initial conditions. The MUSIC models overestimate the deviation of M_2^f from unity in all presented centrality classes. The iEBE-VISHNU calculations underestimate the effect in 0–5 % centrality showing almost no p_T dependence. In the 10–20 % and 30–40 % centrality intervals, the model captures the increasing trend with p_T and, consequently, describes the data. The comparison of the measurements with the above models confirms that the FMF are driven by initial state fluctuations in noncentral collisions. However, the dependence of M_2^f on η/s in the 0–5 % central collisions with the MUSIC model is not well understood. The large discrepancy between the iEBE-VISHNU model and the data in central collisions suggests that the FMF could be an important observable in Bayesian analyses and could contribute further improvements of the extracted parameters used in the state-of-the-art description of the initial state and the QGP transport properties.

Equations (4) and (8) allow for the determination of the lower and upper limit for the contribution of the FAF and FMF, respectively, to the flow vector fluctuations defined in Eq. (7). Thus the lower moments of the FAF and FMF, which cannot be directly accessed in experiments, can be explored. The lower limit on the first-order FAF, the upper limit on the first-order FMF, and the total flow vector fluctuations are shown as a function of centrality for the $3 < p_T < 4$ GeV/c range in Fig. 3. In central collisions, the upper limit on the FMF is higher than the lower limit of the FAF up to 10% centrality. For the 10–30 % centrality interval, the limits are similar, and above 30% centrality, the flow magnitude upper limits are much smaller, and the FAF dominate the overall flow vector fluctuations completely. This is consistent with the measurements shown in Figs. 1 and 2, where M_2^f approaches unity faster with increasing centrality than A_2^f and even goes above unity in semicentral collisions. While p_T -dependent FAF and FMF are both present in central Pb–Pb collisions, the effects of FAF are present in all centralities considered in this work compared to the much smaller FMF in noncentral collisions. The AMPT transport model calculations overestimate the flow vector fluctuations $v_2\{2\}/v_2\{2\}$

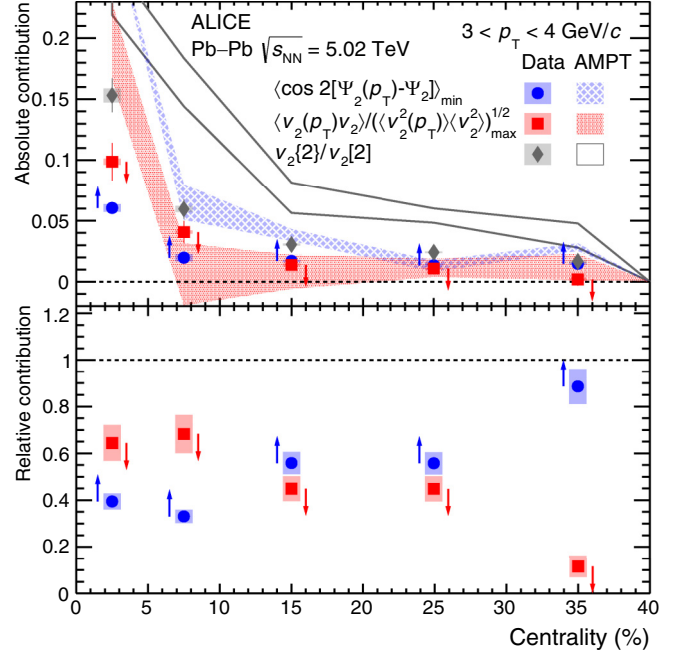


FIG. 3. The lower limit of the first-order flow angle fluctuations, upper limit of the first-order flow magnitude fluctuations, and the flow vector fluctuations as a function of centrality for the $3.0 < p_T < 4.0$ GeV/c. The lower and upper limits are denoted by the arrows. The top panel shows the absolute contribution and the bottom panel the contribution relative to the overall flow vector fluctuations. Comparisons to AMPT [57] are shown as colored bands.

as well as the limits of the first-order FAF and FMF in the central collisions. At higher centralities, AMPT describes the lower and upper limits well, whereas the flow vector fluctuations are still overestimated by the model, as in central collisions. Hydrodynamic calculations for the limits are not available.

In summary, the p_T -dependent flow angle fluctuations and flow magnitude fluctuations of the second-order flow vector \vec{V}_2 are measured in Pb–Pb collisions at $\sqrt{s_{NN}} = 5.02$ TeV with the correlators A_2^f and M_2^f in centrality intervals 0–5 %, 10–20 %, and 30–40 %. Large deviations from unity of both A_2^f ($\approx 20\%$) and M_2^f ($\approx 10\%$) are observed at $p_T > 3$ GeV/c in central collisions, where the event-by-event fluctuations of the position of the colliding nucleons dominate over the geometric response. In semicentral collisions, both flow angle and flow magnitude fluctuations decrease. The flow angle fluctuations reach 5–7 %, and the flow magnitude fluctuations reach around 2% and are above unity in 30–40 % centrality for the presented p_T range. The flow magnitude fluctuations decrease faster than the flow angle fluctuations up to 40% centrality, where the flow vector fluctuations are almost solely due to flow angle fluctuations. The comparison of the measurements to theoretical models shows that the observables are sensitive to the initial conditions of heavy-ion collisions. This suggests that the fluctuations originate during the early stages of the QGP evolution. The observation of flow angle and flow magnitude fluctuations thus gives additional insight into the nature of event-by-event fluctuations in the initial state

of heavy-ion collisions and can be used to constrain the initial conditions and QGP properties.

The ALICE Collaboration would like to thank all its engineers and technicians for their invaluable contributions to the construction of the experiment and the CERN accelerator teams for the outstanding performance of the LHC complex. The ALICE Collaboration gratefully acknowledges the resources and support provided by all Grid centres and the Worldwide LHC Computing Grid (WLCG) collaboration. The ALICE Collaboration acknowledges the following funding agencies for their support in building and running the ALICE detector: A. I. Alikhanyan National Science Laboratory (Yerevan Physics Institute) Foundation (ANSL), State Committee of Science and World Federation of Scientists (WFS), Armenia; Austrian Academy of Sciences, Austrian Science Fund (FWF): [M 2467-N36] and Nationalstiftung für Forschung, Technologie und Entwicklung, Austria; Ministry of Communications and High Technologies, National Nuclear Research Center, Azerbaijan; Conselho Nacional de Desenvolvimento Científico e Tecnológico (CNPq), Financiadora de Estudos e Projetos (Finep), Fundação de Amparo à Pesquisa do Estado de São Paulo (FAPESP) and Universidade Federal do Rio Grande do Sul (UFRGS), Brazil; Bulgarian Ministry of Education and Science, within the National Roadmap for Research Infrastructures 2020–2027 (object CERN), Bulgaria; Ministry of Education of China (MOEC), Ministry of Science & Technology of China (MSTC) and National Natural Science Foundation of China (NSFC), China; Ministry of Science and Education and Croatian Science Foundation, Croatia; Centro de Aplicaciones Tecnológicas y Desarrollo Nuclear (CEADEN), Cubaenergía, Cuba; Ministry of Education, Youth and Sports of the Czech Republic, Czech Republic; The Danish Council for Independent Research | Natural Sciences, the VILLUM FONDEN and Danish National Research Foundation (DNRF), Denmark; Helsinki Institute of Physics (HIP), Finland; Commissariat à l’Energie Atomique (CEA) and Institut National de Physique Nucléaire et de Physique des Particules (IN2P3) and Centre National de la Recherche Scientifique (CNRS), France; Bundesministerium für Bildung und Forschung (BMBF) and GSI Helmholtzzentrum für Schwerionenforschung GmbH, Germany; General Secretariat for Research and Technology, Ministry of Education, Research and Religions, Greece; National Research, Development and Innovation Office, Hungary; Department of Atomic Energy Government of India

(DAE), Department of Science and Technology, Government of India (DST), University Grants Commission, Government of India (UGC) and Council of Scientific and Industrial Research (CSIR), India; National Research and Innovation Agency - BRIN, Indonesia; Istituto Nazionale di Fisica Nucleare (INFN), Italy; Japanese Ministry of Education, Culture, Sports, Science and Technology (MEXT) and Japan Society for the Promotion of Science (JSPS) KAKENHI, Japan; Consejo Nacional de Ciencia (CONACYT) y Tecnología, through Fondo de Cooperación Internacional en Ciencia y Tecnología (FONCICYT) and Dirección General de Asuntos del Personal Académico (DGAPA), Mexico; Nederlandse Organisatie voor Wetenschappelijk Onderzoek (NWO), Netherlands; The Research Council of Norway, Norway; Commission on Science and Technology for Sustainable Development in the South (COMSATS), Pakistan; Pontificia Universidad Católica del Perú, Peru; Ministry of Education and Science, National Science Centre and WUT ID-UB, Poland; Korea Institute of Science and Technology Information and National Research Foundation of Korea (NRF), Republic of Korea; Ministry of Education and Scientific Research, Institute of Atomic Physics, Ministry of Research and Innovation and Institute of Atomic Physics and University Politehnica of Bucharest, Romania; Ministry of Education, Science, Research and Sport of the Slovak Republic, Slovakia; National Research Foundation of South Africa, South Africa; Swedish Research Council (VR) and Knut & Alice Wallenberg Foundation (KAW), Sweden; European Organization for Nuclear Research, Switzerland; Suranaree University of Technology (SUT), National Science and Technology Development Agency (NSTDA), Thailand Science Research and Innovation (TSRI) and National Science, Research and Innovation Fund (NSRF), Thailand; Turkish Energy, Nuclear and Mineral Research Agency (TENMAK), Turkey; National Academy of Sciences of Ukraine, Ukraine; Science and Technology Facilities Council (STFC), United Kingdom; National Science Foundation of the United States of America (NSF) and United States Department of Energy, Office of Nuclear Physics (DOE NP), United States of America. In addition, individual groups or members have received support from: Marie Skłodowska Curie, European Research Council, Strong 2020 - Horizon 2020 (Grant Nos. 950692, 824093, 896850), European Union; Academy of Finland (Center of Excellence in Quark Matter) (Grants No. 346327 and No. 346328), Finland; Programa de Apoyos para la Superación del Personal Académico, UNAM, Mexico.

-
- [1] E. V. Shuryak, Quark-gluon plasma and hadronic production of leptons, photons and psions, *Phys. Lett. B* **78**, 150 (1978).
 [2] E. V. Shuryak, Quantum chromodynamics and the theory of superdense matter, *Phys. Rep.* **61**, 71 (1980).
 [3] I. Arsene *et al.* (BRAHMS Collaboration), Quark gluon plasma and color glass condensate at RHIC? The perspective from the BRAHMS experiment, *Nucl. Phys. A* **757**, 1 (2005).

- [4] J. Adams *et al.* (STAR Collaboration), Experimental and theoretical challenges in the search for the quark gluon plasma: The STAR Collaboration’s critical assessment of the evidence from RHIC collisions, *Nucl. Phys. A* **757**, 102 (2005).
 [5] K. Adcox *et al.* (PHENIX Collaboration), Formation of dense partonic matter in relativistic nucleus-nucleus collisions at RHIC: Experimental evaluation by the PHENIX collaboration, *Nucl. Phys. A* **757**, 184 (2005).

- [6] B. B. Back *et al.* (PHOBOS Collaboration), The PHOBOS perspective on discoveries at RHIC, *Nucl. Phys. A* **757**, 28 (2005).
- [7] B. Müller, J. Schukraft, and B. Wyslouch, First Results from Pb+Pb collisions at the LHC, *Annu. Rev. Nucl. Part. Sci.* **62**, 361 (2012).
- [8] J.-Y. Ollitrault, Anisotropy as a signature of transverse collective flow, *Phys. Rev. D* **46**, 229 (1992).
- [9] S. A. Voloshin, A. M. Poskanzer, and R. Snellings, Collective phenomena in non-central nuclear collisions, *Landolt-Bornstein* **23**, 293 (2010).
- [10] U. Heinz and R. Snellings, Collective flow and viscosity in relativistic heavy-ion collisions, *Annu. Rev. Nucl. Part. Sci.* **63**, 123 (2013).
- [11] S. Voloshin and Y. Zhang, Flow study in relativistic nuclear collisions by Fourier expansion of Azimuthal particle distributions, *Z. Phys. C* **70**, 665 (1996).
- [12] B. Alver and G. Roland, Collision geometry fluctuations and triangular flow in heavy-ion collisions, *Phys. Rev. C* **81**, 054905 (2010) [**82**, 039903(E) (2010)].
- [13] B. H. Alver, C. Gombeaud, M. Luzum, and J.-Y. Ollitrault, Triangular flow in hydrodynamics and transport theory, *Phys. Rev. C* **82**, 034913 (2010).
- [14] D. Teaney and L. Yan, Triangularity and dipole asymmetry in heavy ion collisions, *Phys. Rev. C* **83**, 064904 (2011).
- [15] M. Luzum, Collective flow and long-range correlations in relativistic heavy ion collisions, *Phys. Lett. B* **696**, 499 (2011).
- [16] K. H. Ackermann *et al.* (STAR Collaboration), Elliptic Flow in Au + Au Collisions at $\sqrt{s_{NN}} = 130$ GeV, *Phys. Rev. Lett.* **86**, 402 (2001).
- [17] S. S. Adler *et al.* (PHENIX Collaboration), Elliptic Flow of Identified Hadrons in Au+Au Collisions at $\sqrt{s_{NN}} = 200$ -GeV, *Phys. Rev. Lett.* **91**, 182301 (2003).
- [18] L. Adamczyk *et al.* (STAR Collaboration), Third harmonic flow of charged particles in Au+Au collisions at $\sqrt{s_{NN}} = 200$ GeV, *Phys. Rev. C* **88**, 014904 (2013).
- [19] A. Adare *et al.* (PHENIX Collaboration), Measurements of Elliptic and Triangular Flow in High-Multiplicity $^3\text{He} + \text{Au}$ Collisions at $\sqrt{s_{NN}} = 200$ GeV, *Phys. Rev. Lett.* **115**, 142301 (2015).
- [20] K. Aamodt *et al.* (ALICE Collaboration), Elliptic Flow of Charged Particles in Pb-Pb Collisions at 2.76 TeV, *Phys. Rev. Lett.* **105**, 252302 (2010).
- [21] K. Aamodt *et al.* (ALICE Collaboration), Higher Harmonic Anisotropic Flow Measurements of Charged Particles in Pb-Pb Collisions at $\sqrt{s_{NN}}=2.76$ TeV, *Phys. Rev. Lett.* **107**, 032301 (2011).
- [22] B. Abelev *et al.* (ALICE Collaboration), Elliptic flow of identified hadrons in Pb-Pb collisions at $\sqrt{s_{NN}} = 2.76$ TeV, *J. High Energy Phys.* **06** (2015) 190.
- [23] J. Adam *et al.* (ALICE Collaboration), Anisotropic Flow of Charged Particles in Pb-Pb Collisions at $\sqrt{s_{NN}} = 5.02$ TeV, *Phys. Rev. Lett.* **116**, 132302 (2016).
- [24] S. Acharya *et al.* (ALICE Collaboration), Linear and non-linear flow modes in Pb-Pb collisions at $\sqrt{s_{NN}} = 2.76$ TeV, *Phys. Lett. B* **773**, 68 (2017).
- [25] G. Aad *et al.* (ATLAS Collaboration), Measurement of the azimuthal anisotropy for charged particle production in $\sqrt{s_{NN}} = 2.76$ TeV lead-lead collisions with the ATLAS detector, *Phys. Rev. C* **86**, 014907 (2012).
- [26] G. Aad *et al.* (ATLAS Collaboration), Measurement of the pseudorapidity and transverse momentum dependence of the elliptic flow of charged particles in lead-lead collisions at $\sqrt{s_{NN}} = 2.76$ TeV with the ATLAS detector, *Phys. Lett. B* **707**, 330 (2012).
- [27] G. Aad *et al.* (ATLAS Collaboration), Measurement of the distributions of event-by-event flow harmonics in lead-lead collisions at $\sqrt{s_{NN}} = 2.76$ TeV with the ATLAS detector at the LHC, *J. High Energy Phys.* **11** (2013) 183.
- [28] S. Chatrchyan *et al.* (CMS Collaboration), Centrality dependence of dihadron correlations and azimuthal anisotropy harmonics in PbPb collisions at $\sqrt{s_{NN}} = 2.76$ TeV, *Eur. Phys. J. C* **72**, 10052 (2012).
- [29] S. Chatrchyan *et al.* (CMS Collaboration), Measurement of the elliptic anisotropy of charged particles produced in PbPb collisions at $\sqrt{s_{NN}} = 2.76$ TeV, *Phys. Rev. C* **87**, 014902 (2013).
- [30] S. Chatrchyan *et al.* (CMS Collaboration), Azimuthal Anisotropy of Charged Particles at High Transverse Momenta in PbPb Collisions at $\sqrt{s_{NN}} = 2.76$ TeV, *Phys. Rev. Lett.* **109**, 022301 (2012).
- [31] S. Acharya *et al.* (ALICE Collaboration), Anisotropic flow in Xe-Xe collisions at $\sqrt{s_{NN}} = 5.44$ TeV, *Phys. Lett. B* **784**, 82 (2018).
- [32] M. Luzum and H. Petersen, Initial state fluctuations and final state correlations in relativistic heavy-ion collisions, *J. Phys. G* **41**, 063102 (2014).
- [33] E. Shuryak, Strongly coupled quark-gluon plasma in heavy ion collisions, *Rev. Mod. Phys.* **89**, 035001 (2017)
- [34] H. Song, Y. Zhou, and K. Gajdosova, Collective flow and hydrodynamics in large and small systems at the LHC, *Nucl. Sci. Tech.* **28**, 99 (2017).
- [35] (ALICE Collaboration), The ALICE experiment – A journey through QCD, [arXiv:2211.04384](https://arxiv.org/abs/2211.04384) [nucl-ex].
- [36] U. Heinz, Z. Qiu, and C. Shen, Fluctuating flow angles and anisotropic flow measurements, *Phys. Rev. C* **87**, 034913 (2013).
- [37] F. G. Gardim, F. Grassi, M. Luzum, and J.-Y. Ollitrault, Breaking of factorization of two-particle correlations in hydrodynamics, *Phys. Rev. C* **87**, 031901(R) (2013).
- [38] A. Sakai, K. Murase, and T. Hirano, Rapidity decorrelation of anisotropic flow caused by hydrodynamic fluctuations, *Phys. Rev. C* **102**, 064903 (2020).
- [39] S. Acharya *et al.* (ALICE Collaboration), Searches for transverse momentum dependent flow vector fluctuations in Pb-Pb and p-Pb collisions at the LHC, *J. High Energy Phys.* **09** (2017) 032.
- [40] S. Chatrchyan *et al.* (CMS Collaboration), Studies of azimuthal dihadron correlations in ultra-central PbPb collisions at $\sqrt{s_{NN}} = 2.76$ TeV, *J. High Energy Phys.* **02** 088 (2014).
- [41] V. Khachatryan *et al.* (CMS Collaboration), Evidence for transverse momentum and pseudorapidity dependent event plane fluctuations in PbPb and pPb collisions, *Phys. Rev. C* **92**, 034911 (2015).
- [42] K. Aamodt *et al.* (ALICE Collaboration), Harmonic decomposition of two-particle angular correlations in Pb-Pb collisions at $\sqrt{s_{NN}} = 2.76$ TeV, *Phys. Lett. B* **708**, 249 (2012).
- [43] P. Bożek and W. Broniowski, Longitudinal decorrelation measures of flow magnitude and event-plane angles in ultrarelativistic nuclear collisions, *Phys. Rev. C* **97**, 034913 (2018).

- [44] P. Božek and R. Samanta, Higher order cumulants of transverse momentum and harmonic flow in relativistic heavy ion collisions, *Phys. Rev. C* **104**, 014905 (2021).
- [45] A. Bilandzic, C. H. Christensen, K. Gulbrandsen, A. Hansen, and Y. Zhou, Generic framework for anisotropic flow analyses with multiparticle azimuthal correlations, *Phys. Rev. C* **89**, 064904 (2014).
- [46] Z. Moravcova, K. Gulbrandsen, and Y. Zhou, Generic algorithm for multiparticle cumulants of azimuthal correlations in high energy nucleus collisions, *Phys. Rev. C* **103**, 024913 (2021).
- [47] K. Aamodt *et al.* (ALICE Collaboration), The ALICE experiment at the CERN LHC, *JINST* **3**, S08002 (2008).
- [48] B. Abelev *et al.* (ALICE Collaboration), Performance of the ALICE experiment at the CERN LHC, *J. Mod. Phys. A* **29**, (2014) 1430044.
- [49] B. Abelev *et al.* (ALICE Collaboration), Centrality determination of Pb-Pb collisions at $\sqrt{s_{NN}} = 2.76$ TeV with ALICE, *Phys. Rev. C* **88**, 044909 (2013).
- [50] K. Aamodt *et al.* (ALICE Collaboration), Alignment of the ALICE Inner Tracking System with cosmic-ray tracks, *JINST* **5** (2010) P03003.
- [51] J. Alme *et al.*, The ALICE TPC, a large 3-dimensional tracking device with fast readout for ultra-high multiplicity events, *Nucl. Instrum. Methods Phys. Res. A* **622**, 316 (2010).
- [52] (ALICE Collaboration), The ALICE definition of primary particles, ALICE-PUBLIC-2017-005 (June 2017), <https://cds.cern.ch/record/2270008>.
- [53] X.-N. Wang and M. Gyulassy, HIJING: A Monte Carlo model for multiple jet production in pp, pA, and AA collisions, *Phys. Rev. D* **44**, 3501 (1991).
- [54] R. Barlow, Systematic errors: Facts and fictions, in Conference on Advanced Statistical Techniques in Particle Physics, pp. 134–144, 7, 2002, [arXiv:hep-ex/0207026](https://arxiv.org/abs/hep-ex/0207026).
- [55] W. Zhao, H.-j. Xu, and H. Song, Collective flow in 2.76 A TeV and 5.02 A TeV Pb+Pb collisions, *Eur. Phys. J. C* **77**, 645 (2017).
- [56] P. Bozek and R. Samanta, Factorization breaking for higher moments of harmonic flow, *Phys. Rev. C* **105**, 034904 (2022).
- [57] G.-L. Ma and Z.-W. Lin, Predictions for $\sqrt{s_{NN}} = 5.02$ TeV Pb+Pb collisions from a multi-phase transport model, *Phys. Rev. C* **93**, 054911 (2016).
- [58] Z.-W. Lin, C. M. Ko, B.-A. Li, B. Zhang, and S. Pal, A multi-phase transport model for relativistic heavy ion collisions, *Phys. Rev. C* **72**, 064901 (2005).
- [59] B. Schenke, S. Jeon, and C. Gale, Elliptic and Triangular Flow in Event-by-Event (3+1)D Viscous Hydrodynamics, *Phys. Rev. Lett.* **106**, 042301 (2011).
- [60] B. Schenke, S. Jeon, and C. Gale, (3+1)D hydrodynamic simulation of relativistic heavy-ion collisions, *Phys. Rev. C* **82**, 014903 (2010).
- [61] C. Shen, Z. Qiu, H. Song, J. Bernhard, S. Bass, and U. Heinz, The iEBE-VISHNU code package for relativistic heavy-ion collisions, *Comput. Phys. Commun.* **199**, 61 (2016).
- [62] B.-A. Li and C. M. Ko, Formation of superdense hadronic matter in high-energy heavy ion collisions, *Phys. Rev. C* **52**, 2037 (1995).
- [63] J. Xu and C. M. Ko, Pb-Pb collisions at $\sqrt{s_{NN}} = 2.76$ TeV in a multiphase transport model, *Phys. Rev. C* **83**, 034904 (2011).
- [64] P. Božek, W. Broniowski, M. Rybczynski, and G. Stefanek, GLISSANDO 3: GLauber Initial-State Simulation AND mORE, ver. 3, *Comput. Phys. Commun.* **245**, 106850 (2019).
- [65] J. S. Moreland, J. E. Bernhard, and S. A. Bass, Alternative ansatz to wounded nucleon and binary collision scaling in high-energy nuclear collisions, *Phys. Rev. C* **92**, 011901(R) (2015).
- [66] S. A. Bass *et al.*, Microscopic models for ultrarelativistic heavy ion collisions, *Prog. Part. Nucl. Phys.* **41**, 255 (1998).
- [67] M. Li, Y. Zhou, W. Zhao, B. Fu, Y. Mou, and H. Song, Investigations on mixed harmonic cumulants in heavy-ion collisions at energies available at the CERN Large Hadron Collider, *Phys. Rev. C* **104**, 024903 (2021).
- [68] J. E. Bernhard, J. S. Moreland, S. A. Bass, J. Liu, and U. Heinz, Applying Bayesian parameter estimation to relativistic heavy-ion collisions: simultaneous characterization of the initial state and quark-gluon plasma medium, *Phys. Rev. C* **94**, 024907 (2016).
- [69] E. G. Nielsen and Y. Zhou, Transverse momentum decorrelation of the flow vector in Pb-Pb collisions at $\sqrt{s_{NN}} = 5.02$ TeV, [arXiv:2211.13651](https://arxiv.org/abs/2211.13651) [nucl-ex].

S. Acharya^{125,132}, D. Adamová⁸⁶, A. Adler⁶⁹, G. Aglieri Rinella³², M. Agnello²⁹, N. Agrawal⁵⁰, Z. Ahammed¹³², S. Ahmad¹⁵, S. U. Ahn⁷⁰, I. Ahuja³⁷, A. Akindinov¹⁴⁰, M. Al-Turany⁹⁸, D. Aleksandrov¹⁴⁰, B. Alessandro⁵⁵, H. M. Alfanda⁶, R. Alfaro Molina⁶⁶, B. Ali¹⁵, Y. Ali¹³, A. Alici²⁵, N. Alizadehvandchali¹¹⁴, A. Alkin³², J. Alme²⁰, G. Alocco⁵¹, T. Alt⁶³, I. Altsybeev¹⁴⁰, M. N. Anaam⁶, C. Andrei⁴⁵, A. Andronic¹³⁵, V. Anguelov⁹⁵, F. Antinori⁵³, P. Antonioli⁵⁰, C. Anuj¹⁵, N. Apadula⁷⁴, L. Aphecetche¹⁰⁴, H. Appelshäuser⁶³, C. Arata⁷³, S. Arcelli²⁵, M. Aresti⁵¹, R. Arnaldi⁵⁵, I. C. Arsene¹⁹, M. Arslandok¹³⁷, A. Augustinus³², R. Averbeck⁹⁸, S. Aziz⁷², M. D. Azmi¹⁵, A. Badalà⁵², Y. W. Baek⁴⁰, X. Bai¹¹⁸, R. Bailhache⁶³, Y. Bailung⁴⁷, R. Bala⁹¹, A. Balbino²⁹, A. Baldisseri¹²⁸, B. Balis², D. Banerjee⁴, Z. Banoo⁹¹, R. Barbera²⁶, L. Barioglio⁹⁶, M. Barlou⁷⁸, G. G. Barnaföldi¹³⁶, L. S. Barnby⁸⁵, V. Barret¹²⁵, L. Barreto¹¹⁰, C. Bartels¹¹⁷, K. Barth³², E. Bartsch⁶³, F. Baruffaldi²⁷, N. Bastid¹²⁵, S. Basu⁷⁵, G. Batigne¹⁰⁴, D. Battistini⁹⁶, B. Batyunya¹⁴¹, D. Bauri⁴⁶, J. L. Bazo Alba¹⁰², I. G. Bearden⁸³, C. Beattie¹³⁷, P. Becht⁹⁸, D. Behera⁴⁷, I. Belikov¹²⁷, A. D. C. Bell Hechavarria¹³⁵, F. Bellini²⁵, R. Bellwied¹¹⁴, S. Belokurova¹⁴⁰, V. Belyaev¹⁴⁰, G. Bencedi^{136,64}, S. Beole²⁴, A. Bercuci⁴⁵, Y. Berdnikov¹⁴⁰, A. Berdnikova⁹⁵, L. Bergmann⁹⁵, M. G. Besoiu⁶², L. Betev³², P. P. Bhaduri¹³², A. Bhasin⁹¹, M. A. Bhat⁴, B. Bhattacharjee⁴¹, L. Bianchi²⁴, N. Bianchi⁴⁸, J. Bielčik³⁵, J. Bielčiková⁸⁶, J. Biernat¹⁰⁷, A. P. Bigot¹²⁷, A. Bilandzic⁹⁶, G. Biro¹³⁶, S. Biswas⁴, N. Bize¹⁰⁴, J. T. Blair¹⁰⁸, D. Blau¹⁴⁰, M. B. Blidaru⁹⁸, N. Bluhme³⁸, C. Blume⁶³, G. Boca^{21,54}, F. Bock⁸⁷, T. Bodova²⁰, A. Bogdanov¹⁴⁰

- S. Boi²², J. Bok⁵⁷, L. Boldizsár¹³⁶, A. Bolozdynya¹⁴⁰, M. Bombara³⁷, P. M. Bond³², G. Bonomi^{131,54},
H. Borel¹²⁸, A. Borissoy¹⁴⁰, H. Bossi¹³⁷, E. Botta²⁴, L. Bratrud⁶³, P. Braun-Munzinger⁹⁸, M. Bregant¹¹⁰,
M. Broz³⁵, G. E. Bruno^{97,31}, M. D. Buckland¹¹⁷, D. Budnikov¹⁴⁰, H. Buesching⁶³, S. Bufalino²⁹, O. Bugnon¹⁰⁴,
P. Buhler¹⁰³, Z. Buthelezi^{67,121}, J. B. Butt¹³, A. Bylinkin¹¹⁶, S. A. Bysiak¹⁰⁷, M. Cai^{27,6}, H. Caines¹³⁷, A. Caliva⁹⁸,
E. Calvo Villar¹⁰², J. M. M. Camacho¹⁰⁹, P. Camerini²³, F. D. M. Canedo¹¹⁰, M. Carabas¹²⁴, F. Carnesecchi³²,
R. Caron¹²⁶, J. Castillo Castellanos¹²⁸, F. Catalano^{24,29}, C. Ceballos Sanchez¹⁴¹, I. Chakaberia⁷⁴, P. Chakraborty⁴⁶,
S. Chandra¹³², S. Chapeland³², M. Chartier¹¹⁷, S. Chattopadhyay¹³², S. Chattopadhyay¹⁰⁰, T. G. Chavez⁴⁴,
T. Cheng⁶, C. Cheshkov¹²⁶, B. Cheynis¹²⁶, V. Chibante Barroso³², D. D. Chinellato¹¹¹, E. S. Chizzali^{96,a},
J. Cho⁵⁷, S. Cho⁵⁷, P. Chochula³², P. Christakoglou⁸⁴, C. H. Christensen⁸³, P. Christiansen⁷⁵, T. Chujo¹²³,
M. Ciacco²⁹, C. Cicalo⁵¹, L. Cifarelli²⁵, F. Cindolo⁵⁰, M. R. Ciupek⁹⁸, G. Clai^{50,b}, F. Colamaria⁴⁹, J. S. Colburn¹⁰¹,
D. Colella^{97,31}, A. Collu⁷⁴, M. Colocci³², M. Concas^{55,c}, G. Conesa Balbastre⁷³, Z. Conesa del Valle⁷²,
G. Contin²³, J. G. Contreras³⁵, M. L. Coquet¹²⁸, T. M. Cormier^{87,d}, P. Cortese^{130,55}, M. R. Cosentino¹¹², F. Costa³²,
S. Costanza^{21,54}, P. Crochet¹²⁵, R. Cruz-Torres⁷⁴, E. Cuautle⁶⁴, P. Cui⁶, L. Cunqueiro⁸⁷, A. Dainese⁵³,
M. C. Danisch⁹⁵, A. Danu⁶², P. Das⁸⁰, P. Das⁴, S. Das⁴, A. R. Dash¹³⁵, S. Dash⁴⁶, A. De Caro²⁸,
G. de Cataldo⁴⁹, L. De Cilladi²⁴, J. de Cuveland³⁸, A. De Falco²², D. De Gruttola²⁸, N. De Marco⁵⁵,
C. De Martin²³, S. De Pasquale²⁸, S. Deb⁴⁷, R. J. Debski², K. R. Deja¹³³, R. Del Grande⁹⁶, L. Dello Stritto²⁸,
W. Deng⁶, P. Dhankher¹⁸, D. Di Bari³¹, A. Di Mauro³², R. A. Diaz^{141,7}, T. Dietel¹¹³, Y. Ding^{126,6}, R. Divià³²,
D. U. Dixit¹⁸, Ø. Djuvslund²⁰, U. Dmitrieva¹⁴⁰, A. Dobrin⁶², B. Dönigus⁶³, A. K. Dubey¹³², J. M. Dubinski¹³³,
A. Dubla⁹⁸, S. Dudi⁹⁰, P. Dupieux¹²⁵, M. Durkac¹⁰⁶, N. Dzalaiova¹², T. M. Eder¹³⁵, R. J. Ehlers⁸⁷, V. N. Eikeland²⁰,
F. Eisenhut⁶³, D. Elia⁴⁹, B. Erasmus¹⁰⁴, F. Ercolessi²⁵, F. Erhardt⁸⁹, M. R. Ersdal²⁰, B. Espagnon⁷², G. Eulisse³²,
D. Evans¹⁰¹, S. Evdokimov¹⁴⁰, L. Fabbietti⁹⁶, M. Faggin²⁷, J. Faivre⁷³, F. Fan⁶, W. Fan⁷⁴, A. Fantoni⁴⁸,
M. Fasel⁸⁷, P. Fecchio²⁹, A. Feliciello⁵⁵, G. Feofilov¹⁴⁰, A. Fernández Téllez⁴⁴, M. B. Ferrer³², A. Ferrero¹²⁸,
C. Ferrero⁵⁵, A. Ferretti²⁴, V. J. G. Feuillard⁹⁵, J. Figiel¹⁰⁷, V. Filova³⁵, D. Finogeev¹⁴⁰, F. M. Fionda⁵¹,
G. Fiorenza⁹⁷, F. Flor¹¹⁴, A. N. Flores¹⁰⁸, S. Foertsch⁶⁷, I. Fokin⁹⁵, S. Fokin¹⁴⁰, E. Fragiaco⁵⁶, E. Frajna¹³⁶,
U. Fuchs³², N. Funicello²⁸, C. Furget⁷³, A. Furs¹⁴⁰, T. Fusayasu⁹⁹, J. J. Gaardhøje⁸³, M. Gagliardi²⁴,
A. M. Gago¹⁰², A. Gal¹²⁷, C. D. Galvan¹⁰⁹, D. R. Gangadharan¹¹⁴, P. Ganoti⁷⁸, C. Garabatos⁹⁸, J. R. A. Garcia⁴⁴,
E. Garcia-Solis⁹, K. Garg¹⁰⁴, C. Gargiulo³², A. Garibli⁸¹, K. Garner¹³⁵, A. Gautam¹¹⁶, M. B. Gay Ducati⁶⁵,
M. Germain¹⁰⁴, C. Ghosh¹³², S. K. Ghosh⁴, M. Giacalone²⁵, P. Gianotti⁴⁸, P. Giubellino^{98,55}, P. Giubilato²⁷,
A. M. C. Glaenger¹²⁸, P. Glässel⁹⁵, E. Glimos¹²⁰, D. J. Q. Goh⁷⁶, V. Gonzalez¹³⁴, L. H. González-Trueba⁶⁶,
M. Gorgon², L. Görlich¹⁰⁷, S. Gotovac³³, V. Grabski⁶⁶, L. K. Graczykowski¹³³, E. Grecka⁸⁶, L. Greiner⁷⁴,
A. Grelli⁵⁸, C. Grigoras³², V. Grigoriev¹⁴⁰, S. Grigoryan^{141,1}, F. Grosa³², J. F. Grosse-Oetringhaus³², R. Grosso⁹⁸,
D. Grund³⁵, G. G. Guardiano¹¹¹, R. Guernane⁷³, M. Guilbaud¹⁰⁴, K. Gulbrandsen⁸³, T. Gunji¹²², W. Guo⁶,
A. Gupta⁹¹, R. Gupta⁹¹, S. P. Guzman⁴⁴, L. Gyulai¹³⁶, M. K. Habib⁹⁸, C. Hadjidakis⁷², H. Hamagaki⁷⁶, M. Hamid⁶,
Y. Han¹³⁸, R. Hannigan¹⁰⁸, M. R. Haque¹³³, A. Harlanderova⁹⁸, J. W. Harris¹³⁷, A. Harton⁹, H. Hassan⁸⁷,
D. Hatzifotiadou⁵⁰, P. Hauer⁴², L. B. Havener¹³⁷, S. T. Heckel⁹⁶, E. Hellbär⁹⁸, H. Helstrup³⁴, T. Herman³⁵,
G. Herrera Corral⁸, F. Herrmann¹³⁵, S. Herrmann¹²⁶, K. F. Hetland³⁴, B. Heybeck⁶³, H. Hillemanns³², C. Hills¹¹⁷,
B. Hippolyte¹²⁷, B. Hofman⁵⁸, B. Hohlweger⁸⁴, J. Honermann¹³⁵, G. H. Hong¹³⁸, D. Horak³⁵, A. Horzyk²,
R. Hosokawa¹⁴, Y. Hou⁶, P. Hristov³², C. Hughes¹²⁰, P. Huhn⁶³, L. M. Huhta¹¹⁵, C. V. Hulse⁷², T. J. Humanic⁸⁸,
H. Hushnud¹⁰⁰, A. Hutson¹¹⁴, D. Hutter³⁸, J. P. Iddon¹¹⁷, R. Ilkaev¹⁴⁰, H. Ilyas¹³, M. Inaba¹²³, G. M. Innocenti³²,
M. Ippolitov¹⁴⁰, A. Isakov⁸⁶, T. Isidori¹¹⁶, M. S. Islam¹⁰⁰, M. Ivanov¹², M. Ivanov⁹⁸, V. Ivanov¹⁴⁰, V. Izucheev¹⁴⁰,
M. Jablonski², B. Jacak⁷⁴, N. Jacazio³², P. M. Jacobs⁷⁴, S. Jadlovská¹⁰⁶, J. Jadlovsky¹⁰⁶, S. Jaelani⁸², L. Jaffe³⁸,
C. Jahnke¹¹¹, M. A. Janik¹³³, T. Janson⁶⁹, M. Jercic⁸⁹, O. Jevons¹⁰¹, A. A. P. Jimenez⁶⁴, F. Jonas⁸⁷, P. G. Jones¹⁰¹,
J. M. Jowett^{32,98}, J. Jung⁶³, M. Jung⁶³, A. Junique³², A. Jusko¹⁰¹, M. J. Kabus^{32,133}, J. Kaewjai¹⁰⁵, P. Kalinak⁵⁹,
A. S. Kalteyer⁹⁸, A. Kalweit³², V. Kaplin¹⁴⁰, A. Karasu Uysal⁷¹, D. Karatovic⁸⁹, O. Karavichev¹⁴⁰,
T. Karavicheva¹⁴⁰, P. Karczmarczyk¹³³, E. Karpechev¹⁴⁰, V. Kashyap⁸⁰, A. Kazantsev¹⁴⁰, U. Kebschull⁶⁹,
R. Keidel¹³⁹, D. L. D. Keijndener⁵⁸, M. Keil³², B. Ketzer⁴², A. M. Khan⁶, S. Khan¹⁵, A. Khanzadeev¹⁴⁰,
Y. Kharlov¹⁴⁰, A. Khatun¹⁵, A. Khuntia¹⁰⁷, B. Kileng³⁴, B. Kim¹⁶, C. Kim¹⁶, D. J. Kim¹¹⁵, E. J. Kim⁶⁸,
J. Kim¹³⁸, J. S. Kim⁴⁰, J. Kim⁹⁵, J. Kim⁶⁸, M. Kim⁹⁵, S. Kim¹⁷, T. Kim¹³⁸, K. Kimura⁹³, S. Kirsch⁶³,
I. Kisel³⁸, S. Kiselev¹⁴⁰, A. Kisiel¹³³, J. P. Kitowski², J. L. Klay⁵, J. Klein³², S. Klein⁷⁴, C. Klein-Bösing¹³⁵,
M. Kleiner⁶³, T. Klemenz⁹⁶, A. Kluge³², A. G. Knospe¹¹⁴, C. Kobdaj¹⁰⁵, T. Kollegger⁹⁸, A. Kondratyev¹⁴¹,
E. Kondratyuk¹⁴⁰, J. König⁶³, S. A. Königstorfer⁹⁶, P. J. Konopka³², G. Kornakov¹³³, S. D. Koryciak²,
A. Kotliarov⁸⁶, O. Kovalenko⁷⁹, V. Kovalenko¹⁴⁰, M. Kowalski¹⁰⁷, I. Králik⁵⁹, A. Kravčáková³⁷, L. Kreis⁹⁸,
M. Krivda^{101,59}, F. Krizek⁸⁶, K. Krizkova Gajdosova³⁵, M. Kroesen⁹⁵, M. Krüger⁶³, D. M. Krupova³⁵,
E. Kryshen¹⁴⁰, M. Krzewicki³⁸, V. Kučera³², C. Kuhn¹²⁷, P. G. Kuijer⁸⁴, T. Kumaoka¹²³, D. Kumar¹³², L. Kumar⁹⁰,
N. Kumar⁹⁰, S. Kumar³¹, S. Kundu³², P. Kurashvili⁷⁹, A. Kurepin¹⁴⁰, A. B. Kurepin¹⁴⁰, S. Kushpil⁸⁶,
J. Kvapil¹⁰¹, M. J. Kweon⁵⁷, J. Y. Kwon⁵⁷, Y. Kwon¹³⁸, S. L. La Pointe³⁸, P. La Rocca²⁶, Y. S. Lai⁷⁴,
A. Lakrathok¹⁰⁵, M. Lamanna³², R. Langoy¹¹⁹, P. Larionov⁴⁸, E. Laudi³², L. Lautner^{32,96}, R. Lavicka¹⁰³,
T. Lazareva¹⁴⁰, R. Lea^{131,54}, G. Legras¹³⁵, J. Lehrbach³⁸, R. C. Lemmon⁸⁵, I. León Monzón¹⁰⁹, M. M. Lesch⁹⁶

- E. D. Lesser¹⁸, M. Lettrich⁹⁶, P. Lévai¹³⁶, X. Li¹⁰, X. L. Li⁶, J. Lien¹¹⁹, R. Lietava¹⁰¹, B. Lim¹⁶, S. H. Lim¹⁶, V. Lindenstruth³⁸, A. Lindner⁴⁵, C. Lippmann⁹⁸, A. Liu¹⁸, D. H. Liu⁶, J. Liu¹¹⁷, I. M. Lofnes²⁰, C. Loizides⁸⁷, P. Loncar³³, J. A. Lopez⁹⁵, X. Lopez¹²⁵, E. López Torres⁷, P. Lu^{98,118}, J. R. Luhder¹³⁵, M. Lunardon²⁷, G. Luparello⁵⁶, Y. G. Ma³⁹, A. Maevskaya¹⁴⁰, M. Mager³², T. Mahmoud⁴², A. Maire¹²⁷, M. Malaev¹⁴⁰, G. Malfattore²⁵, N. M. Malik⁹¹, Q. W. Malik¹⁹, S. K. Malik⁹¹, L. Malinina^{141,e}, D. Mal'Kevich¹⁴⁰, D. Mallick⁸⁰, N. Mallick⁴⁷, G. Mandaglio^{30,52}, V. Manko¹⁴⁰, F. Manso¹²⁵, V. Manzari⁴⁹, Y. Mao⁶, G. V. Margagliotti²³, A. Margotti⁵⁰, A. Marín⁹⁸, C. Markert¹⁰⁸, M. Marquard⁶³, P. Martinengo³², J. L. Martinez¹¹⁴, M. I. Martínez⁴⁴, G. Martínez García¹⁰⁴, S. Masciocchi⁹⁸, M. Masera²⁴, A. Masoni⁵¹, L. Massacrier⁷², A. Mastroserio^{129,49}, A. M. Mathis⁹⁶, O. Matonoha⁷⁵, P. F. T. Matuoka¹¹⁰, A. Matyja¹⁰⁷, C. Mayer¹⁰⁷, A. L. Mazuecos³², F. Mazzaschi²⁴, M. Mazzilli³², J. E. Mdhluli¹²¹, A. F. Mechler⁶³, Y. Melikyan¹⁴⁰, A. Menchaca-Rocha⁶⁶, E. Meninno^{103,28}, A. S. Menon¹¹⁴, M. Meres¹², S. Mhlanga^{113,67}, Y. Miake¹²³, L. Micheletti⁵⁵, L. C. Migliorin¹²⁶, D. L. Mihaylov⁹⁶, K. Mikhaylov^{141,140}, A. N. Mishra¹³⁶, D. Miśkowiec⁹⁸, A. Modak⁴, A. P. Mohanty⁵⁸, B. Mohanty⁸⁰, M. Mohisin Khan^{15,f}, M. A. Molander⁴³, Z. Moravcova⁸³, C. Mordasini⁹⁶, D. A. Moreira De Godoy¹³⁵, I. Morozov¹⁴⁰, A. Morsch³², T. Mrnjavac³², V. Muccifora⁴⁸, S. Muhuri¹³², J. D. Mulligan⁷⁴, A. Mulliri²², M. G. Munhoz¹¹⁰, R. H. Munzer⁶³, H. Murakami¹²², S. Murray¹¹³, L. Musa³², J. Musinsky⁵⁹, J. W. Myrcha¹³³, B. Naik¹²¹, R. Nair⁷⁹, A. I. Nambrath¹⁸, B. K. Nandi⁴⁶, R. Nania⁵⁰, E. Nappi⁴⁹, A. F. Nassirpour⁷⁵, A. Nath⁹⁵, C. Nattrass¹²⁰, A. Neagu¹⁹, A. Negru¹²⁴, L. Nellen⁶⁴, S. V. Nesbo³⁴, G. Neskovic³⁸, D. Nesterov¹⁴⁰, B. S. Nielsen⁸³, E. G. Nielsen⁸³, S. Nikolaev¹⁴⁰, S. Nikulin¹⁴⁰, V. Nikulin¹⁴⁰, F. Noferini⁵⁰, S. Noh¹¹, P. Nomokonov¹⁴¹, J. Norman¹¹⁷, N. Novitzky¹²³, P. Nowakowski¹³³, A. Nyanin¹⁴⁰, J. Nystrand²⁰, M. Ogino⁷⁶, A. Ohlson⁷⁵, V. A. Okorokov¹⁴⁰, J. Oleniacz¹³³, A. C. Oliveira Da Silva¹²⁰, M. H. Oliver¹³⁷, A. Onnerstad¹¹⁵, C. Oppedisano⁵⁵, A. Ortiz Velasquez⁶⁴, A. Oskarsson⁷⁵, J. Otwinowski¹⁰⁷, M. Oya⁹³, K. Oyama⁷⁶, Y. Pachmayer⁹⁵, S. Padhan⁴⁶, D. Pagano^{131,54}, G. Paić⁶⁴, A. Palasciano⁴⁹, S. Panebianco¹²⁸, H. Park¹²³, J. Park⁵⁷, J. E. Parkkila^{32,115}, S. P. Pathak¹¹⁴, R. N. Patra⁹¹, B. Paul²², H. Pei⁶, T. Peitzmann⁵⁸, X. Peng⁶, M. Pennisi²⁴, L. G. Pereira⁶⁵, H. Pereira Da Costa¹²⁸, D. Peresunko¹⁴⁰, G. M. Perez⁷, S. Perrin¹²⁸, Y. Pestov¹⁴⁰, V. Petráček³⁵, V. Petrov¹⁴⁰, M. Petrovici⁴⁵, R. P. Pezzi^{104,65}, S. Piano⁵⁶, M. Pikna¹², P. Pillot¹⁰⁴, O. Pinazza^{50,32}, L. Pinsky¹¹⁴, C. Pinto⁹⁶, S. Pisano⁴⁸, M. Płoskoń⁷⁴, M. Planinic⁸⁹, F. Pliquett⁶³, M. G. Poghosyan⁸⁷, S. Politano²⁹, N. Poljak⁸⁹, A. Pop⁴⁵, S. Porteboeuf-Houssais¹²⁵, J. Porter⁷⁴, V. Pozdniakov¹⁴¹, S. K. Prasad⁴, S. Prasad⁴⁷, R. Preghenella⁵⁰, F. Prino⁵⁵, C. A. Pruneau¹³⁴, I. Pshenichnov¹⁴⁰, M. Puccio³², S. Pucillo²⁴, Z. Pugelova¹⁰⁶, S. Qiu⁸⁴, L. Quaglia²⁴, R. E. Quishpe¹¹⁴, S. Ragoni¹⁰¹, A. Rakotozafindrabe¹²⁸, L. Ramello^{130,55}, F. Rami¹²⁷, S. A. R. Ramirez⁴⁴, T. A. Rancien⁷³, R. Raniwala⁹², S. Raniwala⁹², S. S. Räsänen⁴³, R. Rath^{50,47}, I. Ravasenga⁸⁴, K. F. Read^{87,120}, A. R. Redelbach³⁸, K. Redlich^{79,g}, A. Rehman²⁰, P. Reichelt⁶³, F. Reidt³², H. A. Reme-Ness³⁴, Z. Rescakova³⁷, K. Reygers⁹⁵, A. Riabov¹⁴⁰, V. Riabov¹⁴⁰, R. Ricci²⁸, T. Richert⁷⁵, M. Richter¹⁹, A. A. Riedel⁹⁶, W. Riegler³², F. Riggi²⁶, C. Ristea⁶², M. Rodríguez Cahuantzi⁴⁴, K. Røed¹⁹, R. Rogalev¹⁴⁰, E. Rogochaya¹⁴¹, T. S. Rogoschinski⁶³, D. Rohr³², D. Röhrich²⁰, P. F. Rojas⁴⁴, S. Rojas Torres³⁵, P. S. Rokita¹³³, G. Romanenko¹⁴¹, F. Ronchetti⁴⁸, A. Rosano^{30,52}, E. D. Rosas⁶⁴, A. Rossi⁵³, A. Roy⁴⁷, P. Roy¹⁰⁰, S. Roy⁴⁶, N. Rubini²⁵, O. V. Rueda⁷⁵, D. Ruggiano¹³³, R. Rui²³, B. Rumyantsev¹⁴¹, P. G. Russek², R. Russo⁸⁴, A. Rustamov⁸¹, E. Ryabinkin¹⁴⁰, Y. Ryabov¹⁴⁰, A. Rybicki¹⁰⁷, H. Rytkonen¹¹⁵, W. Rzesza¹³³, O. A. M. Saarimaki⁴³, R. Sadek¹⁰⁴, S. Sadhu³¹, S. Sadovsky¹⁴⁰, J. Saetre²⁰, K. Šafařík³⁵, S. Saha⁸⁰, B. Sahoo⁴⁶, R. Sahoo⁴⁷, S. Sahoo⁶⁰, D. Sahu⁴⁷, P. K. Sahu⁶⁰, J. Saini¹³², K. Sajdakova³⁷, S. Sakai¹²³, M. P. Salvan⁹⁸, S. Sambyal⁹¹, T. B. Saramela¹¹⁰, D. Sarkar¹³⁴, N. Sarkar¹³², P. Sarma⁴¹, V. Sarritzu²², V. M. Sarti⁹⁶, M. H. P. Sas¹³⁷, J. Schambach⁸⁷, H. S. Scheid⁶³, C. Schiaua⁴⁵, R. Schicker⁹⁵, A. Schmah⁹⁵, C. Schmidt⁹⁸, H. R. Schmidt⁹⁴, M. O. Schmidt³², M. Schmidt⁹⁴, N. V. Schmidt⁸⁷, A. R. Schmier¹²⁰, R. Schotter¹²⁷, J. Schukraft³², K. Schwarz⁹⁸, K. Schweda⁹⁸, G. Scioli²⁵, E. Scomparin⁵⁵, J. E. Seger¹⁴, Y. Sekiguchi¹²², D. Sekihata¹²², I. Selyuzhenkov^{98,140}, S. Senyukov¹²⁷, J. J. Seo⁵⁷, D. Serebryakov¹⁴⁰, L. Šerkšnytė⁹⁶, A. Sevcenco⁶², T. J. Shaba⁶⁷, A. Shabetai¹⁰⁴, R. Shahoyan³², A. Shangaraev¹⁴⁰, A. Sharma⁹⁰, D. Sharma⁴⁶, H. Sharma¹⁰⁷, M. Sharma⁹¹, N. Sharma⁹⁰, S. Sharma⁷⁶, S. Sharma⁹¹, U. Sharma⁹¹, A. Shatav⁷², O. Sheibani¹¹⁴, K. Shigaki⁹³, M. Shimomura⁷⁷, S. Shirinkin¹⁴⁰, Q. Shou³⁹, Y. Sibiriak¹⁴⁰, S. Siddhanta⁵¹, T. Siemiarczuk⁷⁹, T. F. Silva¹¹⁰, D. Silvermyr⁷⁵, T. Simantathammakul¹⁰⁵, R. Simeonov³⁶, G. Simonetti³², B. Singh⁹¹, B. Singh⁹⁶, R. Singh⁸⁰, R. Singh⁹¹, R. Singh⁴⁷, S. Singh¹⁵, V. K. Singh¹³², V. Singhal¹³², T. Sinha¹⁰⁰, B. Sitar¹², M. Sitta^{130,55}, T. B. Skaali¹⁹, G. Skorodumovs⁹⁵, M. Slupecki⁴³, N. Smirnov¹³⁷, R. J. M. Snellings⁵⁸, E. H. Solheim¹⁹, C. Soncco¹⁰², J. Song¹¹⁴, A. Songmoolnak¹⁰⁵, F. Soramel²⁷, S. Sorensen¹²⁰, R. Spijkers⁸⁴, I. Sputowska¹⁰⁷, J. Staa⁷⁵, J. Stachel⁹⁵, I. Stan⁶², P. J. Steffanic¹²⁰, S. F. Stiefelmaier⁹⁵, D. Stocco¹⁰⁴, I. Storehaug¹⁹, M. M. Storetvedt³⁴, P. Stratmann¹³⁵, S. Strazzi²⁵, C. P. Stylianidis⁸⁴, A. A. P. Suaide¹¹⁰, C. Suire⁷², M. Sukhanov¹⁴⁰, M. Suljic³², V. Sumberia⁹¹, S. Sumowidagdo⁸², S. Swain⁶⁰, I. Szarka¹², U. Tabassam¹³, S. F. Taghavi⁹⁶, G. Taillepied⁹⁸, J. Takahashi¹¹¹, G. J. Tambave²⁰, S. Tang^{125,6}, Z. Tang¹¹⁸, J. D. Tapia Takaki¹¹⁶, N. Tapus¹²⁴, L. A. Tarasovicova¹³⁵, M. G. Tazila⁴⁵, G. F. Tassielli³¹, A. Tauro³², A. Telesca³², L. Terlizzi²⁴, C. Terrevoli¹¹⁴, G. Tersimonov³, D. Thomas¹⁰⁸, A. Tikhonov¹⁴⁰, A. R. Timmins¹¹⁴, M. Tkacik¹⁰⁶, T. Tkacik¹⁰⁶, A. Toia⁶³, R. Tokumoto⁹³, N. Topilskaya¹⁴⁰, M. Toppi⁴⁸, F. Torales-Acosta¹⁸, T. Tork⁷², A. G. Torres Ramos³¹, A. Trifiró^{30,52}, A. S. Triolo^{30,52}, S. Tripathy⁵⁰, T. Tripathy⁴⁶, S. Trogolo³², V. Trubnikov³, W. H. Trzaska¹¹⁵

T. P. Trzcinski ¹³³ R. Turrisi ⁵³ T. S. Tveter ¹⁹ K. Ullaland ²⁰ B. Ulukutlu ⁹⁶ A. Uras ¹²⁶ M. Urioni ^{54,131}
 G. L. Usai ²² M. Vala ³⁷ N. Valle ²¹ S. Vallero ⁵⁵ L. V. R. van Doremalen ⁵⁸ M. van Leeuwen ⁸⁴ C. A. van Veen ⁹⁵
 R. J. G. van Weelden ⁸⁴ P. Vande Vyvre ³² D. Varga ¹³⁶ Z. Varga ¹³⁶ M. Varga-Kofarago ¹³⁶ M. Vasileiou ⁷⁸
 A. Vasiliev ¹⁴⁰ O. Vázquez Doce ⁹⁶ V. Vechernin ¹⁴⁰ E. Vercellin ²⁴ S. Vergara Limón ⁴⁴ L. Vermunt ⁹⁸
 R. Vértesi ¹³⁶ M. Verweij ⁵⁸ L. Vickovic ³³ Z. Vilakazi ¹²¹ O. Villalobos Baillie ¹⁰¹ G. Vino ⁴⁹ A. Vinogradov ¹⁴⁰
 T. Virgili ²⁸ V. Vislavicius ⁸³ A. Vodopyanov ¹⁴¹ B. Volkel ³² M. A. Völkl ⁹⁵ K. Voloshin ¹⁴⁰ S. A. Voloshin ¹³⁴
 G. Volpe ³¹ B. von Haller ³² I. Vorobyev ⁹⁶ N. Vozniuk ¹⁴⁰ J. Vrláková ³⁷ B. Wagner ²⁰ C. Wang ³⁹ D. Wang ³⁹
 M. Weber ¹⁰³ A. Wegrzynek ³² F. T. Weiglhofer ³⁸ S. C. Wenzel ³² J. P. Wessels ¹³⁵ S. L. Weyhmiller ¹³⁷
 J. Wiechula ⁶³ J. Wikne ¹⁹ G. Wilk ⁷⁹ J. Wilkinson ⁹⁸ G. A. Willems ¹³⁵ B. Windelband ⁹⁵ M. Winn ¹²⁸
 J. R. Wright ¹⁰⁸ W. Wu ³⁹ Y. Wu ¹¹⁸ R. Xu ⁶ A. Yadav ⁴² A. K. Yadav ¹³² S. Yalcin ⁷¹ Y. Yamaguchi ⁹³
 K. Yamakawa ⁹³ S. Yang ²⁰ S. Yano ⁹³ Z. Yin ⁶ I.-K. Yoo ¹⁶ J. H. Yoon ⁵⁷ S. Yuan ²⁰ A. Yuncu ⁹⁵ V. Zaccolo ²³
 C. Zampolli ³² H. J. C. Zanoli ⁵⁸ F. Zanone ⁹⁵ N. Zardoshti ^{32,101} A. Zarochentsev ¹⁴⁰ P. Závada ⁶¹ N. Zaviyalov ¹⁴⁰
 M. Zhalov ¹⁴⁰ B. Zhang ⁶ S. Zhang ³⁹ X. Zhang ⁶ Y. Zhang ¹¹⁸ Z. Zhang ⁶ M. Zhao ¹⁰ V. Zherebchevskii ¹⁴⁰
 Y. Zhi ¹⁰ N. Zhigareva ¹⁴⁰ D. Zhou ⁶ Y. Zhou ⁸³ J. Zhu ^{98,6} Y. Zhu ⁶ G. Zinovjev ^{3,d} and N. Zurlo ^{131,54}

(ALICE Collaboration)

¹A.I. Alikhanyan National Science Laboratory (Yerevan Physics Institute) Foundation, Yerevan, Armenia

²AGH University of Science and Technology, Cracow, Poland

³Bogolyubov Institute for Theoretical Physics, National Academy of Sciences of Ukraine, Kiev, Ukraine

⁴Bose Institute, Department of Physics and Centre for Astroparticle Physics and Space Science (CAPSS), Kolkata, India

⁵California Polytechnic State University, San Luis Obispo, California, United States

⁶Central China Normal University, Wuhan, China

⁷Centro de Aplicaciones Tecnológicas y Desarrollo Nuclear (CEADEN), Havana, Cuba

⁸Centro de Investigación y de Estudios Avanzados (CINVESTAV), Mexico City and Mérida, Mexico

⁹Chicago State University, Chicago, Illinois, United States

¹⁰China Institute of Atomic Energy, Beijing, China

¹¹Chungbuk National University, Cheongju, Republic of Korea

¹²Comenius University Bratislava, Faculty of Mathematics, Physics and Informatics, Bratislava, Slovak Republic

¹³COMSATS University Islamabad, Islamabad, Pakistan

¹⁴Creighton University, Omaha, Nebraska, United States

¹⁵Department of Physics, Aligarh Muslim University, Aligarh, India

¹⁶Department of Physics, Pusan National University, Pusan, Republic of Korea

¹⁷Department of Physics, Sejong University, Seoul, Republic of Korea

¹⁸Department of Physics, University of California, Berkeley, California, United States

¹⁹Department of Physics, University of Oslo, Oslo, Norway

²⁰Department of Physics and Technology, University of Bergen, Bergen, Norway

²¹Dipartimento di Fisica, Università di Pavia, Pavia, Italy

²²Dipartimento di Fisica dell'Università and Sezione INFN, Cagliari, Italy

²³Dipartimento di Fisica dell'Università and Sezione INFN, Trieste, Italy

²⁴Dipartimento di Fisica dell'Università and Sezione INFN, Turin, Italy

²⁵Dipartimento di Fisica e Astronomia dell'Università and Sezione INFN, Bologna, Italy

²⁶Dipartimento di Fisica e Astronomia dell'Università and Sezione INFN, Catania, Italy

²⁷Dipartimento di Fisica e Astronomia dell'Università and Sezione INFN, Padova, Italy

²⁸Dipartimento di Fisica 'E.R. Caianiello' dell'Università and Gruppo Collegato INFN, Salerno, Italy

²⁹Dipartimento DISAT del Politecnico and Sezione INFN, Turin, Italy

³⁰Dipartimento di Scienze MIFT, Università di Messina, Messina, Italy

³¹Dipartimento Interateneo di Fisica 'M. Merlin' and Sezione INFN, Bari, Italy

³²European Organization for Nuclear Research (CERN), Geneva, Switzerland

³³Faculty of Electrical Engineering, Mechanical Engineering and Naval Architecture, University of Split, Split, Croatia

³⁴Faculty of Engineering and Science, Western Norway University of Applied Sciences, Bergen, Norway

³⁵Faculty of Nuclear Sciences and Physical Engineering, Czech Technical University in Prague, Prague, Czech Republic

³⁶Faculty of Physics, Sofia University, Sofia, Bulgaria

³⁷Faculty of Science, P.J. Šafárik University, Košice, Slovak Republic

³⁸Frankfurt Institute for Advanced Studies, Johann Wolfgang Goethe-Universität Frankfurt, Frankfurt, Germany

³⁹Fudan University, Shanghai, China

⁴⁰Gangneung-Wonju National University, Gangneung, Republic of Korea

⁴¹Gauhati University, Department of Physics, Guwahati, India

- ⁴²*Helmholtz-Institut für Strahlen- und Kernphysik, Rheinische Friedrich-Wilhelms-Universität Bonn, Bonn, Germany*
- ⁴³*Helsinki Institute of Physics (HIP), Helsinki, Finland*
- ⁴⁴*High Energy Physics Group, Universidad Autónoma de Puebla, Puebla, Mexico*
- ⁴⁵*Horia Hulubei National Institute of Physics and Nuclear Engineering, Bucharest, Romania*
- ⁴⁶*Indian Institute of Technology Bombay (IIT), Mumbai, India*
- ⁴⁷*Indian Institute of Technology Indore, Indore, India*
- ⁴⁸*INFN, Laboratori Nazionali di Frascati, Frascati, Italy*
- ⁴⁹*INFN, Sezione di Bari, Bari, Italy*
- ⁵⁰*INFN, Sezione di Bologna, Bologna, Italy*
- ⁵¹*INFN, Sezione di Cagliari, Cagliari, Italy*
- ⁵²*INFN, Sezione di Catania, Catania, Italy*
- ⁵³*INFN, Sezione di Padova, Padova, Italy*
- ⁵⁴*INFN, Sezione di Pavia, Pavia, Italy*
- ⁵⁵*INFN, Sezione di Torino, Turin, Italy*
- ⁵⁶*INFN, Sezione di Trieste, Trieste, Italy*
- ⁵⁷*Inha University, Incheon, Republic of Korea*
- ⁵⁸*Institute for Gravitational and Subatomic Physics (GRASP), Utrecht University/Nikhef, Utrecht, Netherlands*
- ⁵⁹*Institute of Experimental Physics, Slovak Academy of Sciences, Košice, Slovak Republic*
- ⁶⁰*Institute of Physics, Homi Bhabha National Institute, Bhubaneswar, India*
- ⁶¹*Institute of Physics of the Czech Academy of Sciences, Prague, Czech Republic*
- ⁶²*Institute of Space Science (ISS), Bucharest, Romania*
- ⁶³*Institut für Kernphysik, Johann Wolfgang Goethe-Universität Frankfurt, Frankfurt, Germany*
- ⁶⁴*Instituto de Ciencias Nucleares, Universidad Nacional Autónoma de México, Mexico City, Mexico*
- ⁶⁵*Instituto de Física, Universidade Federal do Rio Grande do Sul (UFRGS), Porto Alegre, Brazil*
- ⁶⁶*Instituto de Física, Universidad Nacional Autónoma de México, Mexico City, Mexico*
- ⁶⁷*iThemba LABS, National Research Foundation, Somerset West, South Africa*
- ⁶⁸*Jeonbuk National University, Jeonju, Republic of Korea*
- ⁶⁹*Johann-Wolfgang-Goethe Universität Frankfurt Institut für Informatik, Fachbereich Informatik und Mathematik, Frankfurt, Germany*
- ⁷⁰*Korea Institute of Science and Technology Information, Daejeon, Republic of Korea*
- ⁷¹*KTO Karatay University, Konya, Turkey*
- ⁷²*Laboratoire de Physique des 2 Infinis, Irène Joliot-Curie, Orsay, France*
- ⁷³*Laboratoire de Physique Subatomique et de Cosmologie, Université Grenoble-Alpes, CNRS-IN2P3, Grenoble, France*
- ⁷⁴*Lawrence Berkeley National Laboratory, Berkeley, California, United States*
- ⁷⁵*Lund University Department of Physics, Division of Particle Physics, Lund, Sweden*
- ⁷⁶*Nagasaki Institute of Applied Science, Nagasaki, Japan*
- ⁷⁷*Nara Women's University (NWU), Nara, Japan*
- ⁷⁸*National and Kapodistrian University of Athens, School of Science, Department of Physics, Athens, Greece*
- ⁷⁹*National Centre for Nuclear Research, Warsaw, Poland*
- ⁸⁰*National Institute of Science Education and Research, Homi Bhabha National Institute, Jatni, India*
- ⁸¹*National Nuclear Research Center, Baku, Azerbaijan*
- ⁸²*National Research and Innovation Agency - BRIN, Jakarta, Indonesia*
- ⁸³*Niels Bohr Institute, University of Copenhagen, Copenhagen, Denmark*
- ⁸⁴*Nikhef, National institute for subatomic physics, Amsterdam, Netherlands*
- ⁸⁵*Nuclear Physics Group, STFC Daresbury Laboratory, Daresbury, United Kingdom*
- ⁸⁶*Nuclear Physics Institute of the Czech Academy of Sciences, Husinec-Řež, Czech Republic*
- ⁸⁷*Oak Ridge National Laboratory, Oak Ridge, Tennessee, United States*
- ⁸⁸*Ohio State University, Columbus, Ohio, United States*
- ⁸⁹*Physics department, Faculty of science, University of Zagreb, Zagreb, Croatia*
- ⁹⁰*Physics Department, Panjab University, Chandigarh, India*
- ⁹¹*Physics Department, University of Jammu, Jammu, India*
- ⁹²*Physics Department, University of Rajasthan, Jaipur, India*
- ⁹³*Physics Program and International Institute for Sustainability with Knotted Chiral Meta Matter (SKCM2), Hiroshima University, Hiroshima, Japan*
- ⁹⁴*Physikalisches Institut, Eberhard-Karls-Universität Tübingen, Tübingen, Germany*
- ⁹⁵*Physikalisches Institut, Ruprecht-Karls-Universität Heidelberg, Heidelberg, Germany*
- ⁹⁶*Physik Department, Technische Universität München, Munich, Germany*
- ⁹⁷*Politecnico di Bari and Sezione INFN, Bari, Italy*
- ⁹⁸*Research Division and ExtreMe Matter Institute EMMI, GSI Helmholtzzentrum für Schwerionenforschung GmbH, Darmstadt, Germany*
- ⁹⁹*Saga University, Saga, Japan*

- ¹⁰⁰*Saha Institute of Nuclear Physics, Homi Bhabha National Institute, Kolkata, India*
- ¹⁰¹*School of Physics and Astronomy, University of Birmingham, Birmingham, United Kingdom*
- ¹⁰²*Sección Física, Departamento de Ciencias, Pontificia Universidad Católica del Perú, Lima, Peru*
- ¹⁰³*Stefan Meyer Institut für Subatomare Physik (SMI), Vienna, Austria*
- ¹⁰⁴*SUBATECH, IMT Atlantique, Nantes Université, CNRS-IN2P3, Nantes, France*
- ¹⁰⁵*Suranaree University of Technology, Nakhon Ratchasima, Thailand*
- ¹⁰⁶*Technical University of Košice, Košice, Slovak Republic*
- ¹⁰⁷*The Henryk Niewodniczanski Institute of Nuclear Physics, Polish Academy of Sciences, Cracow, Poland*
- ¹⁰⁸*The University of Texas at Austin, Austin, Texas, United States*
- ¹⁰⁹*Universidad Autónoma de Sinaloa, Culiacán, Mexico*
- ¹¹⁰*Universidade de São Paulo (USP), São Paulo, Brazil*
- ¹¹¹*Universidade Estadual de Campinas (UNICAMP), Campinas, Brazil*
- ¹¹²*Universidade Federal do ABC, Santo Andre, Brazil*
- ¹¹³*University of Cape Town, Cape Town, South Africa*
- ¹¹⁴*University of Houston, Houston, Texas, United States*
- ¹¹⁵*University of Jyväskylä, Jyväskylä, Finland*
- ¹¹⁶*University of Kansas, Lawrence, Kansas, United States*
- ¹¹⁷*University of Liverpool, Liverpool, United Kingdom*
- ¹¹⁸*University of Science and Technology of China, Hefei, China*
- ¹¹⁹*University of South-Eastern Norway, Kongsberg, Norway*
- ¹²⁰*University of Tennessee, Knoxville, Tennessee, United States*
- ¹²¹*University of the Witwatersrand, Johannesburg, South Africa*
- ¹²²*University of Tokyo, Tokyo, Japan*
- ¹²³*University of Tsukuba, Tsukuba, Japan*
- ¹²⁴*University Politehnica of Bucharest, Bucharest, Romania*
- ¹²⁵*Université Clermont Auvergne, CNRS/IN2P3, LPC, Clermont-Ferrand, France*
- ¹²⁶*Université de Lyon, CNRS/IN2P3, Institut de Physique des 2 Infinis de Lyon, Lyon, France*
- ¹²⁷*Université de Strasbourg, CNRS, IPHC UMR 7178, F-67000 Strasbourg, France, Strasbourg, France*
- ¹²⁸*Université Paris-Saclay Centre d'Etudes de Saclay (CEA), IRFU, Département de Physique Nucléaire (DPhN), Saclay, France*
- ¹²⁹*Università degli Studi di Foggia, Foggia, Italy*
- ¹³⁰*Università del Piemonte Orientale, Vercelli, Italy*
- ¹³¹*Università di Brescia, Brescia, Italy*
- ¹³²*Variable Energy Cyclotron Centre, Homi Bhabha National Institute, Kolkata, India*
- ¹³³*Warsaw University of Technology, Warsaw, Poland*
- ¹³⁴*Wayne State University, Detroit, Michigan, United States*
- ¹³⁵*Westfälische Wilhelms-Universität Münster, Institut für Kernphysik, Münster, Germany*
- ¹³⁶*Wigner Research Centre for Physics, Budapest, Hungary*
- ¹³⁷*Yale University, New Haven, Connecticut, United States*
- ¹³⁸*Yonsei University, Seoul, Republic of Korea*
- ¹³⁹*Zentrum für Technologie und Transfer (ZTT), Worms, Germany*
- ¹⁴⁰*Affiliated with an institute covered by a cooperation agreement with CERN*
- ¹⁴¹*Affiliated with an international laboratory covered by a cooperation agreement with CERN*

^aAlso at: Max-Planck-Institut für Physik, Munich, Germany.

^bAlso at: Italian National Agency for New Technologies, Energy and Sustainable Economic Development (ENEA), Bologna, Italy.

^cAlso at: Dipartimento DET del Politecnico di Torino, Turin, Italy.

^dDeceased.

^eAlso at: An institution covered by a cooperation agreement with CERN.

^fAlso at: Department of Applied Physics, Aligarh Muslim University, Aligarh, India.

^gAlso at: Institute of Theoretical Physics, University of Wrocław, Poland.