

This is a self-archived version of an original article. This version may differ from the original in pagination and typographic details.

Author(s): Lv, B. F.; Petrache, C. M.; Chen, Q. B.; Meng, J.; Astier, A.; Dupont, E.; Greenlees, P.; Badran, H.; Calverley, T.; Cox, D. M.; Grahn, T.; Hilton, J.; Julin, R.; Juutinen, S.; Konki, J.; Pakarinen, J.; Papadakis, P.; Partanen, J.; Rahkila, P.; Ruotsalainen, P.; Sandzelius, M.; Saren, J.; Scholey, C.; Sorri, J.; Stolze, S.; Uusitalo, J.; Cederwall, B.; Ertoprak, A.; Liu, H.; Guo, S.; Liu, M. L.; Wang, J. G.; Zhou, X. H.; Kuti, I.; Timár, J.

Title: Chirality of ^{135}Nd reexamined : Evidence for multiple chiral doublet bands

Year: 2019

Version: Published version

Copyright: © 2019 American Physical Society

Rights: In Copyright

Rights url: <http://rightsstatements.org/page/InC/1.0/?language=en>

Please cite the original version:

Lv, B. F., Petrache, C. M., Chen, Q. B., Meng, J., Astier, A., Dupont, E., Greenlees, P., Badran, H., Calverley, T., Cox, D. M., Grahn, T., Hilton, J., Julin, R., Juutinen, S., Konki, J., Pakarinen, J., Papadakis, P., Partanen, J., Rahkila, P., . . . Andreoiu, C. (2019). Chirality of ^{135}Nd reexamined : Evidence for multiple chiral doublet bands. *Physical Review C*, 100(2), Article 024314.
<https://doi.org/10.1103/PhysRevC.100.024314>

Chirality of ^{135}Nd reexamined: Evidence for multiple chiral doublet bands

B. F. Lv,^{1,2} C. M. Petrache,¹ Q. B. Chen,³ J. Meng,^{4,5} A. Astier,¹ E. Dupont,¹ P. Greenlees,⁶ H. Badran,⁶ T. Calverley,^{6,7} D. M. Cox,^{6,*} T. Grahm,⁶ J. Hilton,^{6,7} R. Julin,⁶ S. Juutinen,⁶ J. Konki,^{6,†} J. Pakarinen,⁶ P. Papadakis,^{6,‡} J. Partanen,⁶ P. Rähkila,⁶ P. Ruotsalainen,⁶ M. Sandzelius,⁶ J. Saren,⁶ C. Scholey,⁶ J. Sorri,^{6,8} S. Stolze,^{6,§} J. Uusitalo,⁶ B. Cederwall,⁹ A. Ertoprak,⁹ H. Liu,⁹ S. Guo,² M. L. Liu,² J. G. Wang,² X. H. Zhou,² I. Kuti,¹⁰ J. Timár,¹⁰ A. Tucholski,¹¹ J. Srebrny,¹¹ and C. Andreoiu¹²

¹Centre de Sciences Nucléaires et Sciences de la Matière, CNRS/IN2P3, Université Paris-Saclay, Bâtiment 104-108, 91405 Orsay, France

²Institute of Modern Physics, Chinese Academy of Sciences, Lanzhou 730000, China

³Physik-Department, Technische Universität München, D-85747 Garching, Germany

⁴State Key Laboratory of Nuclear Physics and Technology, School of Physics, Peking University, Beijing 100871, China

⁵Yukawa Institute for Theoretical Physics, Kyoto University, Kyoto 606-8502, Japan

⁶Department of Physics, University of Jyväskylä, Jyväskylä FIN-40014, Finland

⁷Department of Physics, University of Liverpool, The Oliver Lodge Laboratory, Liverpool L69 7ZE, United Kingdom

⁸Sodankylä Geophysical Observatory, University of Oulu, FIN-99600 Sodankylä, Finland

⁹KTH Department of Physics, S-10691 Stockholm, Sweden

¹⁰Institute for Nuclear Research, Hungarian Academy of Sciences, Pf. 51, 4001 Debrecen, Hungary

¹¹University of Warsaw, Heavy Ion Laboratory, Pasteura 5a, 02-093 Warsaw, Poland

¹²Department of Chemistry, Simon Fraser University, Burnaby, British Columbia V5A 1S6, Canada



(Received 6 April 2019; revised manuscript received 23 May 2019; published 12 August 2019)

One new pair of positive-parity chiral doublet bands have been identified in the odd- A nucleus ^{135}Nd which together with the previously reported negative-parity chiral doublet bands constitute a third case of multiple chiral doublet ($M\chi D$) bands in the $A \approx 130$ mass region. The properties of the $M\chi D$ bands are well reproduced by constrained covariant density functional theory and particle rotor model calculations. The newly observed $M\chi D$ bands in ^{135}Nd represents an important milestone in supporting the existence of $M\chi D$ in nuclei.

DOI: [10.1103/PhysRevC.100.024314](https://doi.org/10.1103/PhysRevC.100.024314)

I. INTRODUCTION

The nuclei of the $A \approx 130$ mass region constitute the largest ensemble of chiral nuclei [1] in the table of elements [2]. Recent reviews of both the experimental and theoretical investigation of the chiral bands can be found in Refs. [3–7]. The first chiral bands were observed in odd-odd nuclei at low spins, where the shape can be γ soft and the competition with other collective modes is important. At medium spins, the shape can change under the polarizing effect of unpaired nucleons resulting from broken pairs. In certain cases the triaxial shape becomes more rigid, being based on a deeper minimum of the potential energy surface. Three-quasiparticle (3qp) chiral bands have been observed at medium spins in nuclei of the $A \approx 130$ mass region (^{133}La [8], ^{133}Ce [9], ^{135}Nd [10], ^{137}Nd [11]) and in nuclei of the $A \approx 100$ mass region (^{103}Rh [12], ^{105}Rh [13,14], $^{111,113}\text{Rh}$ [15], ^{105}Ag [16],

^{107}Ag [17]). Very recently, four- and six-quasiparticle chiral bands were also observed in even-even nuclei of the $A \approx 130$ mass region (^{136}Nd [18] and ^{138}Nd [19]). In most nuclei only one chiral doublet was observed, but in a limited subset of chiral nuclei two or more chiral doublets were observed (^{78}Br [20], ^{103}Rh [12], ^{105}Rh [13], ^{133}Ce [9], ^{136}Nd [18], ^{195}Tl [21], and possibly ^{107}Ag [22]), exhibiting the exotic phenomenon of multiple chiral doublet ($M\chi D$) bands [23–31]. In the even-even nucleus ^{136}Nd , a record five nearly degenerate band pairs were identified, with properties in agreement with chiral interpretation within the tilted axis cranking constrained density functional theory (TAC-CDFT) framework [18], and were also successfully described in detail as chiral doublets in the framework of the multi- j shell particle rotor model (PRM) [31]. An alternative formalism predicting a new type of chirality, different from that existing in odd-odd and odd-even nuclei, based on the generalized coherent state model, was also proposed and applied to the even-even nucleus ^{138}Nd [32,33].

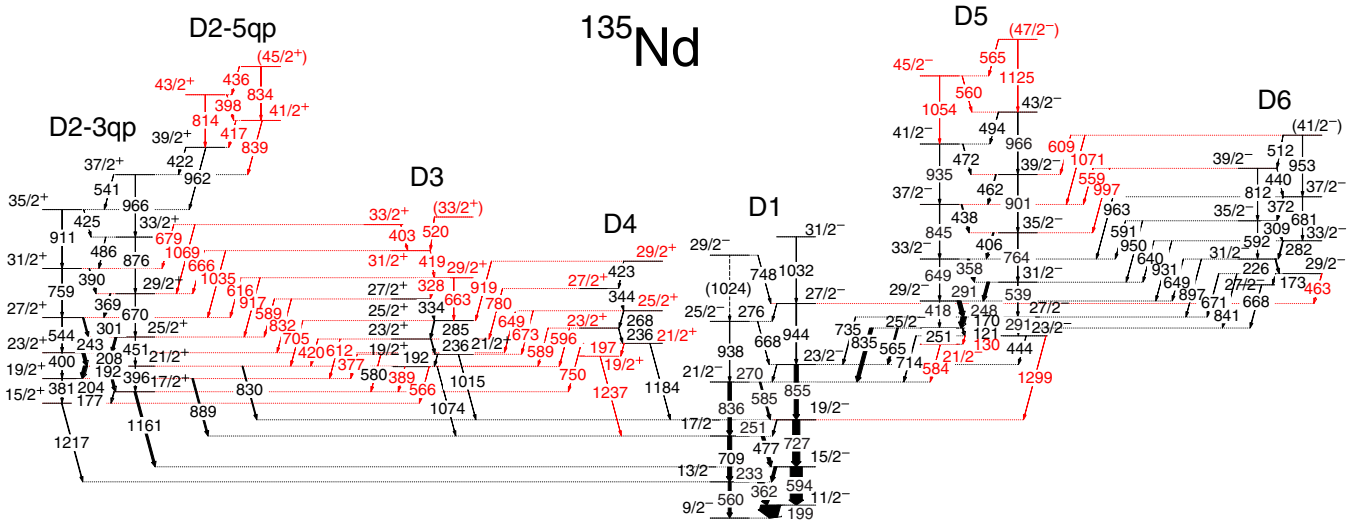
The present work is devoted to the study of chirality in ^{135}Nd , which is the isotone of ^{133}Ce in which $M\chi D$ bands were recently reported [9]. We successfully identified one new chiral doublet band in ^{135}Nd , composed of bands D3 and D4, in addition to the previously known one composed of bands D5 and D6 (see Fig. 1), which raises to 2 the number

*Present address: Department of Mathematical Physics, Lund Institute of Technology, S-22362 Lund, Sweden.

†Present address: CERN, CH-1211 Geneva 23, Switzerland.

‡Present address: Oliver Lodge Laboratory, University of Liverpool, Liverpool L69 7ZE, United Kingdom.

§Present address: Physics Division, Argonne National Laboratory, Argonne, Illinois 60439, USA.

FIG. 1. Partial level scheme of ^{135}Nd showing the newly identified doublet bands.

of chiral doublet bands in this nucleus and gives a strong support to the existence of the $M\chi D$ phenomenon in triaxial nuclei. The structure of the various bands is discussed within the constrained covariant density functional theory [23] and the PRM [34]. Prior to this work, the chirality in ^{135}Nd has been investigated both experimentally [10,35,36] and theoretically [11,34,37].

II. EXPERIMENTAL RESULTS

High-spin states in ^{135}Nd were populated using the $^{100}\text{Mo}(^{40}\text{Ar}, 5n)$ reaction at a beam energy of 152 MeV, provided by the K130 Cyclotron at the University of Jyväskylä, Finland. We used as target a self-supporting enriched ^{100}Mo foil of 0.5 mg/cm² thickness. The emitted γ rays were detected by the JUROGAM II array, which comprised 39 Compton suppressed Ge detectors. Details of the experimental setup and data analysis can be found in Ref. [38]. The partial level scheme of ^{135}Nd showing the previously known and the new chiral bands is given in Fig. 1. Spectra showing the newly identified transitions in the bands D3 and D4 are given in Fig. 2. Spin and parity assignments for newly observed levels were based on the measured directional correlation of oriented states ratios (R_{DCO}) and two-point angular correlation (anisotropy) ratios R_{ac} [38–40]. In this work, the definitions of R_{DCO} and R_{ac} are the same as those indicated in Ref. [38]. In order to firmly establish the parity of bands D2–D4, we extracted the linear polarization of the γ rays connecting the bands to the negative-parity band D1 following the procedure described in Ref. [41]. The four transitions with energies of 830, 1015, 1161, and 1184 keV have IPDCO (integrated polarization-directional correlation from oriented nuclei) [42] values of 0.043(8), 0.089(28), 0.008(2), and 0.018(5), respectively, which clearly show their electric character and therefore fix the positive-parity of bands D2, D3, and D4. Additionally, the detailed experimental information on the observed transitions is reported in Table I.

Band D2-3qp, first reported in Ref. [43], is confirmed up to spin $39/2^+$. Three new levels are added on top of the band up

to spin $(45/2^+)$, which together with the previously known $39/2^+$ level form a new band labeled D2-5qp. The spins of band D2 are established based on the dipole character of the several connecting transitions to band D1 (see Table I). The positive parity of band D2 is experimentally established based on the electric character of the 830- and 1161-keV transitions.

Band D3, previously known up to the level deexcited by the 334-keV transition [35], is extended by three more levels up to spin $(33/2^+)$. Another $33/2^+$ level decaying to both the $31/2^+$ level of band D3 and to band D2-3qp is also identified. Fourteen new transitions of 377, 389, 420, 566, 589, 612, 616, 666, 679, 705, 832, 917, 1035, and 1069 keV connecting band D3 to band D2-3qp are also identified. The parity of band D3 is changed to positive based on the R_{DCO} and R_{ac} values of the multitude of connecting transitions to band D1 and D2-3qp, in particular, those of the 566-, 705-, 832-, 1035-, and 1069-keV transitions which have $E2$ character (see Table I), and the electric character of the 1015-keV transition.

Band D4, previously known up to the state deexcited by the 423-keV transition, is confirmed [35], but based on R_{DCO} values of the connecting transitions to bands D1 and D3, the spins are decreased by one unit and the parity is changed to positive. We add one new level with spin $19/2^+$ at the bottom of the band, one transition of 1237 keV towards band D1, four transitions of 596, 673, 780, and 919 keV towards band D3, and three transitions of 589, 649, and 750 keV towards band D2-3qp. The parity of band D4 is positive, similar to that of band D3, because the three connecting transitions of 589, 649, and 780 keV between bands D4 and D3 have firmly established $E2$ character, and the 1184-keV transition towards the negative-parity band D1 has $E1$ character (see Table I).

We confirm all previously reported levels of bands D5 and D6 in Refs. [10,36]. Three new levels with spins $21/2^-$, $45/2^-$, and $(47/2^-)$ are identified at the bottom and at the top of band D5, connected by the new transitions of 130, 560, 565, 1054, and 1125 keV. The two tentative transitions of 557 and 963 keV reported previously in Ref. [10] are confirmed, but our data show that the energy of the 557-keV transition is instead 559 keV. Three new transitions connecting band D6

TABLE I. Experimental information including the γ -ray energies, energies of the initial levels E_i , intensities I_γ , anisotropies R_{DCO} and/or R_{ac} , multipolarities, and the spin-parity assignments of the observed states in ^{135}Nd . The transitions listed with increasing energy are grouped in bands. The deduced values for R_{DCO} with a stretched quadrupole gate are ≈ 1 for stretched quadrupole and ≈ 0.46 for dipole transitions, while the ratio is close to 1 for a dipole and 2.1 for a quadrupole transition when the gate is set on a dipole transition. The R_{ac} values for stretched dipole and quadrupole transitions are ≈ 0.8 and ≈ 1.4 .

E_γ^{a}	E_i (keV)	I_γ^{b}	$R_{\text{DCO}}^{\text{c}}$	R_{ac}^{d}	Multipolarity	$J_i^\pi \rightarrow J_f^\pi$
Band D1						
198.8	198.8	100.0	0.49(5) ^e		$M1$	$11/2^- \rightarrow 9/2^-$
232.6	793.1	12.5(19)	0.42(7) ^e		$M1$	$15/2^- \rightarrow 13/2^-$
250.6	1520.4	2.9(5)	0.47(8) ^e		$M1$	$19/2^- \rightarrow 17/2^-$
270.1	2375.6	1.2(3)	0.24(5) ^e		$M1/E2$	$23/2^- \rightarrow 21/2^-$
276.2	3319.5	0.10(5)				$27/2^- \rightarrow 25/2^-$
361.7	560.5	31(3)	0.43(6) ^e		$M1$	$13/2^- \rightarrow 11/2^-$
476.7	1269.8	14.0(25)	0.40(8) ^e		$M1$	$17/2^- \rightarrow 15/2^-$
560.5	506.5	19(4)	0.90(10) ^e		$E2$	$13/2^- \rightarrow 9/2^-$
585.1	1520.4	7.3(9)	0.55(3) ^e		$M1/E2$	$21/2^- \rightarrow 19/2^-$
594.3	793.1	62(4)	1.00(8) ^e		$E2$	$15/2^- \rightarrow 11/2^-$
667.7	3043.3	0.8(3)	0.82(9) ^e		$M1/E2$	$25/2^- \rightarrow 23/2^-$
709.3	1269.8	24(3)	1.08(8) ^e		$E2$	$17/2^- \rightarrow 13/2^-$
727.3	1520.4	37.0(35)	1.08(9) ^e		$E2$	$19/2^- \rightarrow 15/2^-$
748.2	4067.7	1.12(6)	0.65(3) ^e		$M1/E2$	$29/2^- \rightarrow 27/2^-$
835.7	2105.5	19(5)	0.90(13) ^e		$E2$	$21/2^- \rightarrow 17/2^-$
855.2	2375.6	21.2(20)	1.15(17) ^e		$E2$	$23/2^- \rightarrow 19/2^-$
937.8	3043.3	2.3(5)	1.06(11) ^e		$E2$	$25/2^- \rightarrow 21/2^-$
943.9	3319.5	3.5(5)	1.12(20) ^e		$E2$	$27/2^- \rightarrow 23/2^-$
(1024.4)	4067.7					$(29/2^-) \rightarrow 27/2^-$
1032.3	4351.8	1.2(1)	0.83(23) ^e		$E2$	$31/2^- \rightarrow 27/2^-$
Band D2						
177.2	1954.5	2.0(1)		0.66(7)	$M1/E2$	$17/2^+ \rightarrow 15/2^+$
192.4	2350.8	17(2)	0.64(3) ^e		$M1/E2$	$21/2^+ \rightarrow 19/2^+$
203.9	2158.4	9.5(8)	0.85(9) ^e		$M1/E2$	$19/2^+ \rightarrow 17/2^+$
207.5	2588.3	13.5(25)	0.65(7) ^e		$M1/E2$	$23/2^+ \rightarrow 21/2^+$
243.2	2801.5	9.2(9)	0.64(9) ^e		$M1/E2$	$25/2^+ \rightarrow 23/2^+$
301.1	3102.6	7.5(6)	0.34(7) ^e		$M1/E2$	$27/2^+ \rightarrow 25/2^+$
369.1	3471.7	4.9(4)	0.82(36) ^e		$M1/E2$	$29/2^+ \rightarrow 27/2^+$
381.1	2158.4	0.55(7)		1.32(23)	$E2$	$19/2^+ \rightarrow 15/2^+$
390.0	3861.7	3.6(4)		0.65(5)	$M1/E2$	$31/2^+ \rightarrow 29/2^+$
396.3	2350.8	1.29(21)		1.37(17)	$E2$	$21/2^+ \rightarrow 17/2^+$
397.7	6550.0	0.4(1)		0.79(11)	$M1/E2$	$43/2^+ \rightarrow 41/2^+$
399.9	2588.3	0.82(20)		1.36(16)	$E2$	$23/2^+ \rightarrow 19/2^+$
416.7	6152.3	0.6(1)		0.86(20)	$M1/E2$	$41/2^+ \rightarrow 39/2^+$
421.9	5735.6	0.31(11)		1.09(16)	$M1/E2$	$39/2^+ \rightarrow 37/2^+$
425.4	4773.2	1.20(21)		1.07(14)	$M1/E2$	$35/2^+ \rightarrow 33/2^+$
436.3	6986.3	0.20(3)				$(45/2^+) \rightarrow 43/2^+$
450.7	2801.5	0.86(12)		1.38(11)	$E2$	$25/2^+ \rightarrow 21/2^+$
486.1	4347.8	2.10(25)		0.75(2)	$M1/E2$	$33/2^+ \rightarrow 31/2^+$
540.5	5313.7	0.85(15)		1.22(10)	$M1/E2$	$37/2^+ \rightarrow 35/2^+$
544.3	3102.6	1.10(25)	1.08(12) ^e		$E2$	$27/2^+ \rightarrow 23/2^+$
670.2	3471.7	1.43(22)	0.95(16) ^e		$E2$	$29/2^+ \rightarrow 25/2^+$
759.1	3861.7	1.7(3)		1.42(12)	$E2$	$31/2^+ \rightarrow 27/2^+$
814.4	6550.0	0.20(5)		1.36(10)	$E2$	$43/2^+ \rightarrow 39/2^+$
830.4	2350.8	5.0(3)	0.48(5) ^e		$E1$	$21/2^+ \rightarrow 19/2^+$
834.0	6986.3	0.10(4)				$(45/2^+) \rightarrow 41/2^+$
838.6	6152.3	0.27(7)		1.34(21)	$E2$	$41/2^+ \rightarrow 37/2^+$
876.1	4347.8	1.20(17)		1.50(17)	$E2$	$33/2^+ \rightarrow 29/2^+$
888.6	2158.4	8.1(6)	0.58(15) ^e		$E1$	$19/2^+ \rightarrow 17/2^+$
911.5	4773.2	1.7(3)		1.41(15)	$E2$	$35/2^+ \rightarrow 31/2^+$
962.4	5735.6	0.7(2)		1.43(16)	$E2$	$39/2^+ \rightarrow 35/2^+$
965.9	5313.7	1.2(2)		1.37(25)	$E2$	$37/2^+ \rightarrow 33/2^+$

TABLE I. (*Continued.*)

1161.4	1954.5	11(1)	0.60(16) ^e		<i>E1</i>	17/2 ⁺ → 15/2 ⁻
1216.8	1777.3	3.2(2)		0.83(10)	<i>E1</i>	15/2 ⁺ → 13/2 ⁻
Band D3						
191.5	2535.0	1.4(2)		1.10(16)	<i>M1/E2</i>	21/2 ⁺ → 19/2 ⁺
235.7	2770.7	3.4(2)	0.62(11) ^f		<i>M1/E2</i>	23/2 ⁺ → 21/2 ⁺
285.0	3055.7	4.0(3)	0.35(8) ^f		<i>M1/E2</i>	25/2 ⁺ → 23/2 ⁺
328.5	3718.6	1.1(1)	0.87(7) ^f		<i>M1/E2</i>	29/2 ⁺ → 27/2 ⁺
334.4	3390.1	2.1(1)	0.61(14) ^f		<i>M1/E2</i>	27/2 ⁻ → 25/2 ⁺
376.6	2535.0	0.17(2)				21/2 ⁺ → 19/2 ⁺
389.0	2343.5	0.43(6)				19/2 ⁺ → 17/2 ⁺
402.9	4540.8	0.30(4)				33/2 ⁺ → 31/2 ⁺
419.3	4137.9	0.39(5)		1.10(25)	<i>M1/E2</i>	31/2 ⁺ → 29/2 ⁺
419.9	2770.7	0.44(4)		1.04(16)	<i>M1/E2</i>	23/2 ⁺ → 21/2 ⁺
520.3	4658.2	0.13(2)				(33/2 ⁺) → 31/2 ⁺
566.2	2343.5	0.25(2)	0.85(25) ^e		<i>E2</i>	19/2 ⁺ → 15/2 ⁺
580.5	2535.0	0.9(1)		1.34(21)	<i>E2</i>	21/2 ⁺ → 17/2 ⁺
588.6	3390.1	0.26(2)				27/2 ⁺ → 25/2 ⁺
612.3	2770.7	0.52(7)		1.44(23)	<i>E2</i>	23/2 ⁺ → 19/2 ⁺
616.0	3718.6	1.19(11)		1.02(14)	<i>M1/E2</i>	29/2 ⁺ → 27/2 ⁺
662.9	3718.6	0.5(2)				29/2 ⁺ → 25/2 ⁺
666.2	4137.9	0.58(5)		0.65(8)	<i>M1/E2</i>	31/2 ⁺ → 29/2 ⁺
679.1	4540.8	0.43(2)		0.58(4)	<i>M1/E2</i>	33/2 ⁺ → 31/2 ⁺
704.9	3055.7	0.57(2)	1.11(16) ^e		<i>E2</i>	25/2 ⁺ → 21/2 ⁺
831.8	3390.1	0.36(2)	1.2(3) ^e		<i>E2</i>	27/2 ⁺ → 23/2 ⁺
917.1	3718.6	0.26(3)				29/2 ⁺ → 25/2 ⁺
1014.6	2535.0	1.7(1)	0.51(6) ^e		<i>E1</i>	21/2 ⁺ → 19/2 ⁻
1035.3	4137.9	0.19(2)		1.30(18)	<i>E2</i>	31/2 ⁺ → 27/2 ⁺
1069.1	4540.8	0.29(2)		1.43(15)	<i>E2</i>	33/2 ⁺ → 29/2 ⁺
1073.7	2343.5	1.2(1)	0.64(25) ^e		<i>E1</i>	19/2 ⁺ → 17/2 ⁻
Band D4						
197.3	2704.3	0.40(5)				21/2 ⁺ → 19/2 ⁺
235.7	2940.0	1.7(2)	0.31(3) ^e		<i>M1/E2</i>	23/2 ⁺ → 21/2 ⁺
267.6	3207.6	1.9(2)	0.22(6) ^e		<i>M1/E2</i>	25/2 ⁺ → 23/2 ⁺
343.5	3551.1	1.2(1)	0.44(7) ^e		<i>M1</i>	27/2 ⁺ → 25/2 ⁺
423.4	3974.5	0.25(3)		1.08(16)	<i>M1/E2</i>	29/2 ⁺ → 27/2 ⁺
589.2	2940.0	0.21(3)		1.45(30)	<i>E2</i>	23/2 ⁺ → 19/2 ⁺
596.5	2940.0	0.13(5)				23/2 ⁺ → 19/2 ⁺
649.3	3207.6	0.35(3)		1.41(17)	<i>E2</i>	25/2 ⁺ → 21/2 ⁺
672.6	3207.6	0.11(2)				25/2 ⁺ → 21/2 ⁺
749.8	2704.3	0.15(2)				21/2 ⁺ → 17/2 ⁺
780.4	3551.1	0.13(4)	0.90(20) ^e		<i>E2</i>	27/2 ⁺ → 23/2 ⁺
918.8	3974.5	0.21(5)				29/2 ⁺ → 25/2 ⁺
1183.9	2704.3	1.3(1)	0.61(16) ^e		<i>E1</i>	21/2 ⁺ → 19/2 ⁻
1237.2	2507.0	0.45(4)		0.72(15)	<i>E1</i>	19/2 ⁺ → 17/2 ⁻
Band D5						
121.0	2940.6	6.0(5)	0.41(5) ^e		<i>M1</i>	25/2 ⁻ → 23/2 ⁻
129.8	2819.6	0.12(2)				23/2 ⁻ → 21/2 ⁻
170.4	3111.0	24.5(20)	0.44(3) ^e		<i>M1</i>	27/2 ⁻ → 25/2 ⁻
247.9	3358.9	18.8(17)	0.55(9) ^e		<i>M1/E2</i>	29/2 ⁻ → 27/2 ⁻
250.8	2940.6	0.16(3)				25/2 ⁻ → 21/2 ⁻
291.1	3650.0	12.7(14)	0.53(7) ^e		<i>M1/E2</i>	31/2 ⁻ → 29/2 ⁻
291.4	3111.0	0.61(20)				27/2 ⁻ → 23/2 ⁻
358.2	4008.2	9.9(6)	0.58(15) ^e		<i>M1/E2</i>	33/2 ⁻ → 31/2 ⁻
406.3	4414.5	6.6(5)	0.63(5) ^e		<i>M1/E2</i>	35/2 ⁻ → 33/2 ⁻
418.3	3358.9	1.0(2)	0.94(9) ^e		<i>E2</i>	29/2 ⁻ → 25/2 ⁻
438.2	4852.7	5.2(5)	0.43(3) ^e		<i>M1</i>	37/2 ⁻ → 35/2 ⁻
444.0	2819.6	1.7(1)	1.22(19) ^e		<i>M1/E2</i>	23/2 ⁻ → 23/2 ⁻
462.4	5315.2	3.9(3)	0.70(5) ^e		<i>M1/E2</i>	39/2 ⁻ → 37/2 ⁻

TABLE I. (Continued.)

472.4	5787.6	2.5(2)		0.79(6)	$M1$	$41/2^- \rightarrow 39/2^-$
493.9	6281.5	1.53(15)		1.11(12)	$M1/E2$	$43/2^- \rightarrow 41/2^-$
539.0	3650.0	1.7(2)	1.04(12) ^e		$E2$	$31/2^- \rightarrow 27/2^-$
560.1	6841.6	0.85(7)				$45/2^- \rightarrow 43/2^-$
565.0	2940.6	8.4(6)	0.37(5) ^e		$M1/E2$	$25/2^- \rightarrow 23/2^-$
565.0	7406.6	0.5(1)				$(47/2^-) \rightarrow 45/2^-$
584.3	2689.6	0.50(4)	0.48(5) ^e		$M1$	$21/2^- \rightarrow 21/2^-$
640.6	2819.6	0.11(2)				$23/2^- \rightarrow 19/2^-$
649.3	4008.2	1.82(20)	0.89(11) ^e		$E2$	$33/2^- \rightarrow 29/2^-$
714.1	2819.6	2.9(2)	0.68(7) ^e		$M1/E2$	$23/2^- \rightarrow 21/2^-$
735.4	3111.0	2.9(2)	0.97(12) ^e		$E2$	$27/2^- \rightarrow 23/2^-$
764.5	4414.5	2.4(3)	1.23(26) ^e		$E2$	$35/2^- \rightarrow 31/2^-$
835.1	2940.6	17.9(18)	1.02(13) ^e		$E2$	$25/2^- \rightarrow 21/2^-$
844.5	4852.7	2.6(3)		1.34(15)	$E2$	$37/2^- \rightarrow 33/2^-$
900.7	5315.2	0.95(20)		1.51(19)	$E2$	$39/2^- \rightarrow 35/2^-$
934.9	5787.6	0.91(15)		1.46(23)	$E2$	$41/2^- \rightarrow 37/2^-$
966.3	6281.5	0.68(10)		1.39(17)	$E2$	$43/2^- \rightarrow 39/2^-$
1054.0	6841.6	0.52(10)		1.64(33)	$E2$	$45/2^- \rightarrow 41/2^-$
1125.1	7406.6	0.45(5)				$(47/2^-) \rightarrow 43/2^-$
1299.2	2819.6	0.76(4)	1.14(16) ^e		$E2$	$23/2^- \rightarrow 19/2^-$
Band D6						
173.0	3782.0	2.3(2)	0.7(2) ^e		$M1/E2$	$29/2^- \rightarrow 27/2^-$
225.8	4007.8	3.8(4)	0.85(9) ^e		$M1/E2$	$31/2^- \rightarrow 29/2^-$
282.4	4290.2	4.5(3)		0.61(9)	$M1/E2$	$33/2^- \rightarrow 31/2^-$
309.4	4599.6	3.1(2)		0.66(7)	$M1/E2$	$35/2^- \rightarrow 33/2^-$
371.6	4971.2	2.5(5)				$37/2^- \rightarrow 35/2^-$
440.4	5411.6	0.95(17)		1.09(22)	$M1/E2$	$39/2^- \rightarrow 37/2^-$
463.0	3782.0	1.12(13)		0.67(8)	$M1/E2$	$29/2^- \rightarrow 27/2^-$
512.4	5924.0	0.20(6)				$(41/2^-) \rightarrow 39/2^-$
591.4	4599.6	0.8(2)				$35/2^- \rightarrow 33/2^-$
591.8	4599.6	0.6(2)				$35/2^- \rightarrow 31/2^-$
608.8	5924.0	0.25(4)				$(41/2^-) \rightarrow 39/2^-$
640.2	4290.2	0.57(3)		1.38(23)	$M1/E2$	$33/2^- \rightarrow 31/2^-$
648.9	4007.8	1.8(2)		0.22(3)	$M1/E2$	$31/2^- \rightarrow 29/2^-$
668.4	3609.0	2.5(2)	0.66(12) ^e		$M1/E2$	$27/2^- \rightarrow 25/2^-$
671.0	3782.0	2.1(2)	0.73(16) ^e		$M1/E2$	$29/2^- \rightarrow 27/2^-$
681.0	4971.2	0.55(10)				$37/2^- \rightarrow 33/2^-$
812.0	5411.6	0.18(5)				$39/2^- \rightarrow 35/2^-$
841.4	3782.0	1.58(17)	0.55(9) ^e		$M1/E2$	$29/2^- \rightarrow 27/2^-$
896.8	4007.8	0.79(6)	1.02(16) ^e		$E2$	$31/2^- \rightarrow 27/2^-$
931.3	4290.2	0.50(3)		1.53(17)	$E2$	$33/2^- \rightarrow 29/2^-$
934.9	5787.6	0.70(20)		1.46(23)	$E2$	$41/2^- \rightarrow 37/2^-$
949.6	4599.6	0.69(8)		1.51(27)	$E2$	$35/2^- \rightarrow 31/2^-$
963.0	4971.2	0.53(5)		1.47(14)	$E2$	$37/2^- \rightarrow 33/2^-$
966.3	6281.5	0.68(10)		1.39(17)	$E2$	$43/2^- \rightarrow 39/2^-$
998.1	5412.6	0.85(6)		1.42(16)	$E2$	$39/2^- \rightarrow 35/2^-$
1071.3	5924.0	0.22(3)				$(41/2^-) \rightarrow 37/2^-$

^aThe error on the transition energies is 0.2 keV for transitions below 1000 keV of the ^{135}Nd reaction channel, 0.5 keV for transitions above 1000 keV, and 1 keV for transitions above 1200 keV.

^bRelative intensities corrected for efficiency, normalized to the intensity of the 198.8 keV transition. The transition intensities were obtained from a combination of total projection and gated spectra.

^c R_{DCO} has been deduced from asymmetric γ - γ coincidence matrix sorted with detectors at 157.6° on one axis and detectors at $\approx 90^\circ$ on the other axis. The tentative spin-parity assignments of the states are given in parenthesis.

^d R_{ac} has been deduced from two asymmetric γ - γ coincidence matrices sorted with detectors at 133.6° and 157.6° on one axis and detectors at $\approx 90^\circ$ on the other axis. The tentative spin-parity assignments of the states are given in parenthesis.

^eDCO ratio from spectrum gated on stretched quadrupole transition.

^fDCO ratio from spectrum gated on stretched dipole transition.

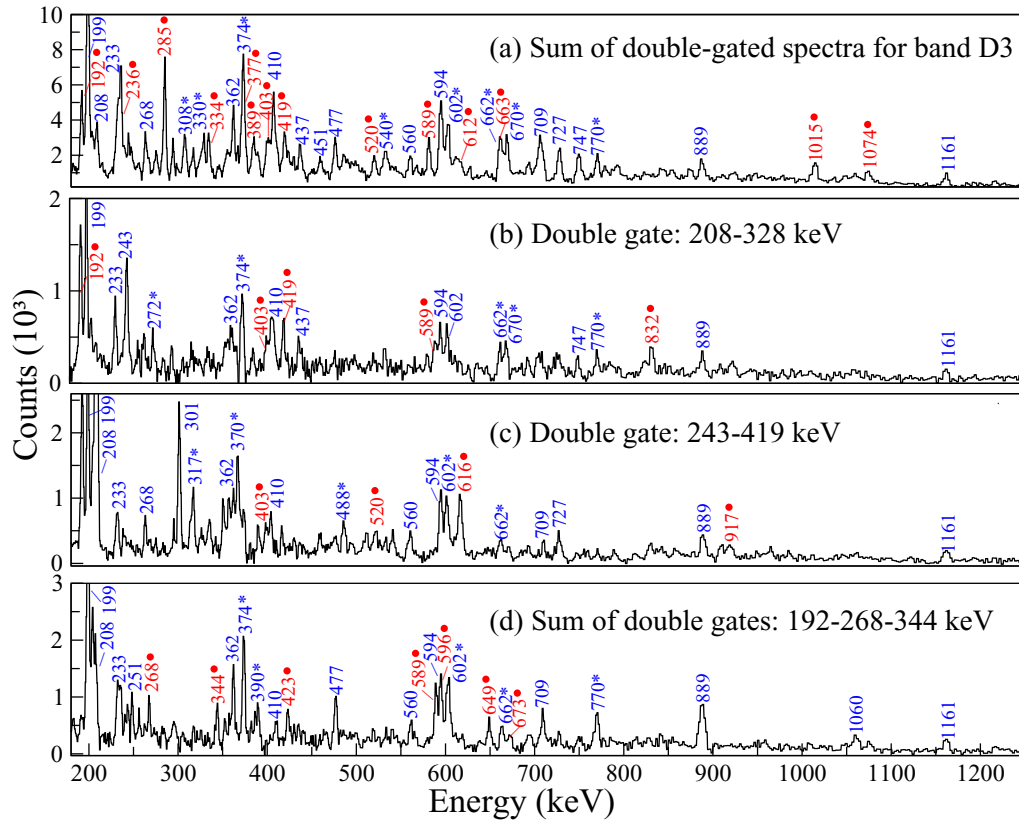


FIG. 2. Spectra for the bands D3 and D4 of ^{135}Nd showing the newly identified transitions (in red color and marked with a dot). The peaks marked with an asterisk are contaminants from ^{136}Nd .

to D5 with energies of 609, 997, and 1071 keV are newly identified. Three transitions of 463, 584, and 1299 keV from bands D5 and D6 to band D1 are also newly identified. The spins and negative parity of band D5 are well established based on the $E2$ character of the 735-, 835-, and 1299-keV transitions towards band D1, deduced from the measured R_{DCO} and R_{ac} ratios (see Table I). The spins and negative parity of band D6 are also well established based on the $E2$ character of the 897-, 931-, 950-, 963-, and 997-keV transitions towards band D5 (see Table I).

III. DISCUSSION

To understand the nature of the observed band structure in ^{135}Nd , we can analyze the excitation energies of the bands, which reveals their detailed structure when drawn relative to a standard rotor reference, like in Fig. 3. One can observe a significant signature splitting between the two signatures of the yrast one-quasiparticle band built on the $\nu 9/2^- [514]$ Nilsson orbital, which indicates that ^{135}Nd has a large triaxiality close to the ground state. One can also observe the parabolic behavior of the bands D2–D6, with a difference in excitation energy between the bands D2, D3, and D4 of around 200 keV, and between the bands D5 and D6 of around 500 keV at low spins, which decreases steadily with increasing spin. Band D2 is observed over a much longer spin range than the bands D3 and D4. It exhibits a markedly

different slope at high spins, indicating a band crossing, and induced us to use the two labels D2-3qp and D2-5qp for the low- and high-spin parts, as they are interpreted as three (3qp) and five-quasiparticle (5qp) bands, respectively (see the discussion below).

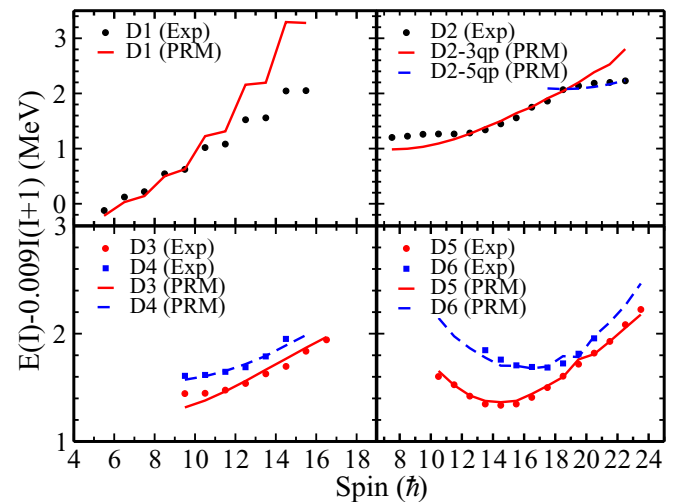


FIG. 3. Comparison between the experimental excitation energies relative to a reference rotor (symbols) and the particle rotor model calculations (lines) for the bands D1–D6.

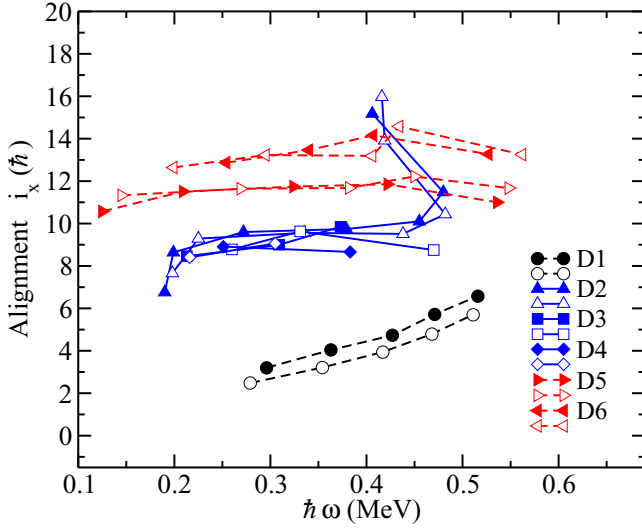


FIG. 4. The experimental quasi-particle alignments for the chiral rotational bands of ^{135}Nd . The used Harris parameters are $\mathcal{J}_0 = 11 \hbar^2 \text{MeV}^{-1}$ and $\mathcal{J}_1 = 20 \hbar^4 \text{MeV}^{-3}$.

Another quantity which reveals the properties of the bands is the single-particle alignment i_x , which is given in Fig. 4. The used Harris parameters $\mathcal{J}_0 = 11 \hbar^2 \text{MeV}^{-1}$ and $\mathcal{J}_1 = 20 \hbar^4 \text{MeV}^{-3}$ induce a flat behavior of bands D2–D4 in the medium spin range, different from that of band D1 which is upslowing with increasing rotational frequency. This clearly shows the polarizing effect on the core of the two additional nucleons contributing to the 3qp configurations of bands D2–D4, which induces larger deformations. Particular features are exhibited by band D2 at both low and high spins. At the lowest spins one observes a decrease of i_x , most probably induced by the interaction with other positive-parity levels not shown in the partial level scheme given in Fig. 1, which will be published in a separate paper [44]. At high spins one observes a backbending with a spin gain of at least $7\hbar$, indicating the alignment of two more nucleons, most probably protons occupying the $h_{11/2}$ orbital. Furthermore, the very similar values of around $9\hbar$ exhibited by the bands D2–D4 suggest similar 3qp configurations. The difference of $\approx 7\hbar$ at low frequency between the bands D2–D4 and D1 strongly suggests the involvement of two more nucleons placed on opposite parity orbitals in the bands D2–D4, most probably protons occupying the $h_{11/2}$ and the strongly mixed ($d_{5/2}, g_{7/2}$) orbitals. The single-particle alignment i_x of the bands D5 is larger by $2\text{--}3 \hbar$ than that of the bands D2–D4, while that of band D6 is larger than that of band D5 by $\approx 2\hbar$. The higher spin alignment of the bands D5 and D6 relative to that of bands D2–D4 clearly shows the involvement of a pair of protons in the $h_{11/2}$ orbital.

A third quantity revealing the properties of the band is the ratio of reduced transition probabilities, $B(M1)/B(E2)$, which are given together with the calculated values in Fig. 5. One can observe the big difference between the $B(M1)/B(E2)$ values of the bands D1 and D2–D6 which are based on 1qp and 3qp (5qp) configurations, respectively.

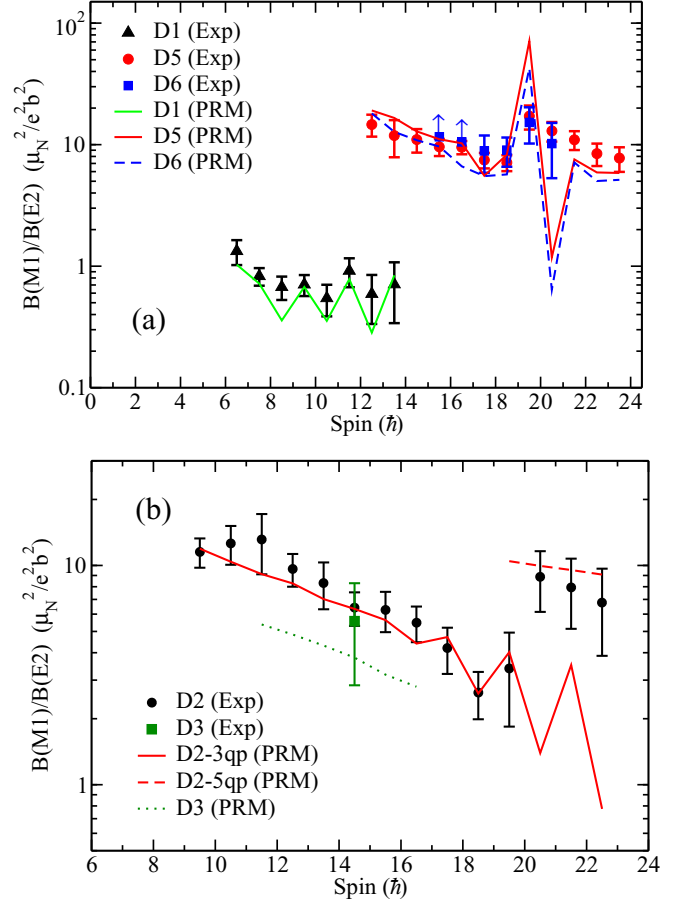


FIG. 5. Comparison between experimental ratios of transitions probabilities $B(M1)/B(E2)$ (symbols) and the particle-rotor calculations (lines) for the bands D1–D6.

In order to examine in detail the chiral character of the observed bands, the recently developed PRM was used [31,34]. The input deformation parameters (β_2, γ) for PRM calculations are obtained from constrained CDFT calculations [23]. The moments of inertia are taken as irrotational flow type, i.e., $\mathcal{J}_k = \mathcal{J}_0 \sin^2(\gamma - 2k\pi/3)$, with \mathcal{J}_0 being adjusted to reproduce the trend of the energy spectra. In addition, for the electromagnetic transitions, the empirical intrinsic quadrupole moment $Q_0 = (3/\sqrt{5\pi})R_0^2 Z\beta$ with $R_0 = 1.2A^{1/3}$ fm, and gyromagnetic ratios for rotor $g_R = Z/A$ and for nucleons $g_{p(n)} = g_l + (g_s - g_l)/(2l + 1)$ [$g_l = 1$ (0) for protons (neutrons) and $g_s = 0.6g_{\text{free}}$] [45] are adopted.

The ground state band D1 with the configuration $\nu(1h_{11/2})^{-1}$ has been studied previously [10,43,46]. The deformation parameters obtained from the CDFT calculations are $\beta = 0.19$ and $\gamma = 25.5^\circ$, which are similar to those used in Ref. [47], in which the measured transition probabilities were well reproduced. The obtained energy spectra, which are shown in Fig. 3, are in excellent agreement with the data in the low spin region with $\mathcal{J}_0 = 14.0 \hbar^2 \text{MeV}^{-1}$. The deviation from the experimental data at high spin is due to the interaction with band D5 and to the variation of the moment of inertia, which is not taken into account in the calculation. The corresponding calculated $B(M1)/B(E2)$ ratios, shown in

Fig. 5 (a), are in very good agreement with the measured values.

The configurations assigned to band D2-3qp and its continuation at high spins D2-5qp are $\pi[(1h_{11/2})^1(2d_{5/2})^{-1}] \otimes \nu(1h_{11/2})^{-1}$ and $\pi[(1h_{11/2})^3(2d_{5/2})^{-1}] \otimes \nu(1h_{11/2})^{-1}$, respectively. Their deformation parameters obtained from the CDFT calculations are $(\beta, \gamma) = (0.23, 22.5^\circ)$ and $(0.25, 15.6^\circ)$, respectively. To reproduce the $B(M1)/B(E2)$ for D2-3qp, a slightly smaller triaxial deformation $\gamma = 17.0^\circ$ is used in the PRM calculations. In both calculations, a Coriolis attenuation factor $\xi = 0.92$ is introduced. In addition, the used moments of inertia for D2-3qp and D2-5qp are $\mathcal{J}_0 = 25.0$ and $40.0 \hbar^2 \text{MeV}^{-1}$, respectively. A larger \mathcal{J}_0 needed for D2-5qp is consistent with its larger single-particle alignment, as shown in Fig. 4. As one can see in Fig. 3, the calculated excitation energies for band D2 are in excellent agreement with the experimental values in the central and high spin ranges. At low spins, the calculated energies are lower than the experimental values by around 200 keV, which can be ascribed to the interaction with other low-lying levels. The calculated $B(M1)/B(E2)$ ratios of band D2 are compared with the experimental data in Fig. 5(b), in which we can see a good agreement for both D2-3qp and D2-5qp bands.

The configuration assigned to the positive-parity doublet bands D3 and D4 is $\pi[(1h_{11/2})^1(1g_{7/2})^{-1}] \otimes \nu(1h_{11/2})^{-1}$, similar to that assigned to the corresponding bands 2 and 3 of the isotone nucleus ^{133}Ce [9]. In the PRM calculations, $(\beta = 0.23, \gamma = 21.0^\circ)$, $\mathcal{J}_0 = 28.0 \hbar^2 \text{MeV}^{-1}$, and $\xi = 0.94$ are employed. The calculated energy spectra presented in Fig. 3 reproduce well the experimental data. The energy separation between the bands is nearly constant at ≈ 200 keV, reflecting similar moments of inertia, and supporting thus the chiral doublet bands interpretation. Due to very weak in-band crossover transitions, we could extract the $B(M1)/B(E2)$ ratio only for the level with spin $I = 29\hbar$ of band D3, which is similar to that of band D2. The theoretical calculation is in agreement with the experimental values within the error bar [see Fig. 5(b)]. Based on this similarity between the observed bands in the two isotones ^{133}Ce and ^{135}Nd , we safely can interpret the bands D3 and D4 of ^{135}Nd as chiral doublet bands based on the $\pi[(1h_{11/2})^1(1g_{7/2})^{-1}] \otimes \nu(1h_{11/2})^{-1}$ configuration.

The configuration adopted for the bands D5 and D6, which are among the best examples of chiral vibration, is $\pi(1h_{11/2})^2 \otimes \nu(1h_{11/2})^{-1}$ [10,34,36]. The deformation parameters from the CDFT are $(\beta, \gamma) = (0.24, 22.2^\circ)$, which are the same as those used in Ref. [34]. To reproduce the rapid increase of experimental $B(M1)/B(E2)$ value at $I = 39/2\hbar$, a slightly smaller triaxial deformation $\gamma = 20.2^\circ$ is used in the PRM calculations. In addition, $\mathcal{J}_0 = 23.5 \hbar^2 \text{MeV}^{-1}$ and $\xi = 0.98$ are adopted. As one can see in Fig. 3, the calculated excitation energies of the two bands are in very good agreement with the experimental data. The measured transition probabilities $B(M1)$ and $B(E2)$ of the two bands were published in Ref. [36]. The $B(M1)/B(E2)$ ratios of the present work are very similar to those obtained from the results published in Ref. [36]. The calculated and experimental $B(M1)/B(E2)$ ratios are showed in Fig. 5(a). One can see that the PRM values are in good agreement with the experimental

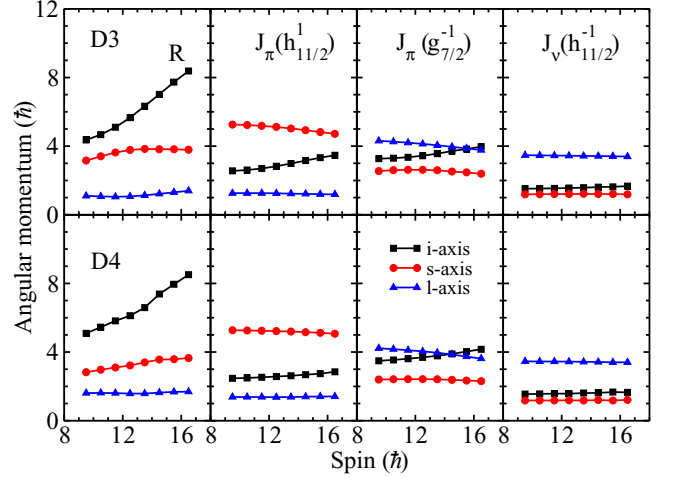


FIG. 6. The root-mean-square components along the intermediate (*i*, squares), short (*s*, circles) and long (*l*, triangles) axes of the rotor (*R*), valence protons (J_π), and valence neutrons (J_ν) angular momenta calculated as functions of spin by PRM for the doublet bands D3 and D4 of ^{135}Nd .

data, including the sudden increase occurring at spin $39/2$, which is induced by a sudden decrease of the $B(E2)$ values at spins above $39/2$, and was interpreted as being due to the transition from chiral vibration to chiral rotation [34]. The success in reproducing the excitation energies and the electromagnetic transition probabilities of the bands D5 and D6 by the PRM calculations give strong support to the configuration assignment of $\pi(1h_{11/2})^2 \otimes \nu(1h_{11/2})^{-1}$.

In order to investigate to what extent the 3D chiral geometry is present in the two chiral doublets, we plotted the components of the angular momenta on the three axes (short, intermediate, and long) of the intrinsic reference system. The results for bands D3 and D4 are shown in Fig. 6. Those for bands D5 and D6 are similar to those in Ref. [34], hence here we do not present them again. One can observe a significant difference between the two chiral doublets: the positive-parity configuration assigned to bands D3 and D4 fulfills much better the chiral geometry, exhibiting equilibrated single-particle angular momenta along the three axes. The negative-parity configuration assigned to bands D5 and D6 exhibits a higher single-particle angular momentum along the short axis, which brings the total angular momentum closer to the short-long principal plane and facilitates the chiral vibration at low spin.

The observation of a second set of chiral doublet bands with positive-parity, in addition to the previously known negative-parity chiral doublet, reveals the existence of the $M\chi D$ phenomenon in ^{135}Nd . The presence of the $M\chi D$ phenomenon in several nuclei of the $A \approx 130$ mass region (^{133}Ce , ^{135}Nd , ^{136}Nd), makes evident the importance and solidity of the chiral symmetry in nuclei.

IV. SUMMARY

In summary, two sets of chiral doublet bands, (D3, D4) and (D5, D6), based on the 3qp configurations $\pi[(1h_{11/2})^1(1g_{7/2})^{-1}] \otimes \nu(1h_{11/2})^{-1}$ and $\pi(1h_{11/2})^2 \otimes \nu(1h_{11/2})^{-1}$

$\nu(1h_{11/2})^{-1}$, have been identified in ^{135}Nd . The measured $B(M1)/B(E2)$ ratios, the single-particle alignments and the near degeneracy of the bands strongly support the assignments of bands D4 and D6 as chiral partners of bands D3 and D5, respectively. The observed doublet bands are compared with CDFT and PRM calculations, which nicely reproduce the experimental data. According to these results, the existence of the $M\chi D$ phenomenon in nuclei of the $A \approx 130$ mass region is strongly supported. The present results encourage us to continue the study of chirality in nuclei, both experimentally (measurement of lifetimes and search for chiral doublets in other nuclei) and theoretically.

ACKNOWLEDGMENTS

This work has been supported by the China Scholarship Council (CSC), CSC No. 201604910533; by the Academy of Finland under the Finnish Centre of Excellence Programme (2012–2017); by the EU 7th Framework

Programme Project No. 262010 (ENSAR); by the National Research, Development and Innovation Fund of Hungary (Project no. K128947) as well as by the European Regional Development Fund (Contract No. GINOP-2.3.3-15-2016-00034); by the Polish National Science Centre (NCN) Grant No. 2013/10/M/ST2/00427; by the Swedish Research Council under Grant No. 621-2014-5558; and by the National Natural Science Foundation of China (Grants No. 11505242, No. 11305220, No. U1732139, No. 11775274, and No. 11575255). The use of germanium detectors from the GAMMAPOOL is acknowledged. The work of Q.B.C. is supported by Deutsche Forschungsgemeinschaft (DFG) and National Natural Science Foundation of China (NSFC) through funds provided to the Sino-German CRC 110 “Symmetries and the Emergence of Structure in QCD” (DFG Grant No. TRR110 and NSFC Grant No. 11621131001). I.K. was supported by National Research, Development and Innovation Office, NKFIH, contract number PD 124717. The authors are indebted to M. Loriggiola for his help in target preparation.

-
- [1] S. Frauendorf and J. Meng, *Nucl. Phys. A* **617**, 131 (1997).
 - [2] B. W. Xiong and Y. Y. Wang, *Atom. Data Nucl. Data Tables* **125**, 193 (2019).
 - [3] S. Frauendorf, *Int. J. Mod. Phys. E* **23**, 043003 (2018).
 - [4] A. A. Raduta, *Prog. Part. Nucl. Phys.* **90**, 241 (2016).
 - [5] J. Meng and P. Zhao, *Phys. Scr.* **91**, 053008 (2016).
 - [6] J. Meng, Q. B. Chen, and S. Q. Zhang, *Int. J. Mod. Phys. E* **23**, 1430016 (2014).
 - [7] J. Meng and S. Q. Zhang, *J. Phys. G* **37**, 064025 (2010).
 - [8] C. M. Petrache *et al.*, *Phys. Rev. C* **94**, 064309 (2016).
 - [9] A. D. Ayangeakaa *et al.*, *Phys. Rev. Lett.* **110**, 172504 (2013).
 - [10] S. Zhu *et al.*, *Phys. Rev. Lett.* **91**, 132501 (2003).
 - [11] S. Brant and C. M. Petrache, *Phys. Rev. C* **79**, 054326 (2009).
 - [12] I. Kuti *et al.*, *Phys. Rev. Lett.* **113**, 032501 (2014).
 - [13] J. A. Alcántara-Núñez *et al.*, *Phys. Rev. C* **69**, 024317 (2004).
 - [14] J. Timár *et al.*, *Phys. Lett. B* **598**, 178 (2004).
 - [15] Y. X. Luo *et al.*, *Phys. Rev. C* **69**, 024315 (2004).
 - [16] J. Timár *et al.*, *Phys. Rev. C* **76**, 024307 (2007).
 - [17] C. Y. He *et al.*, *Plasma Sci. Technol.* **14**, 518 (2012).
 - [18] C. M. Petrache *et al.*, *Phys. Rev. C* **97**, 041304(R) (2018).
 - [19] C. M. Petrache, S. Frauendorf, M. Matsuzaki, R. Leguillon, T. Zerrouki, S. Lunardi, D. Bazzacco, C. A. Ur, E. Farnea, C. Rossi Alvarez, R. Venturelli, and G. de Angelis, *Phys. Rev. C* **86**, 044321 (2012).
 - [20] C. Liu *et al.*, *Phys. Rev. Lett.* **116**, 112501 (2016).
 - [21] T. Roy *et al.*, *Phys. Lett. B* **782**, 768 (2018).
 - [22] B. Qi, H. Jia, N. B. Zhang, C. Liu, and S. Y. Wang, *Phys. Rev. C* **88**, 027302 (2013).
 - [23] J. Meng, J. Peng, S. Q. Zhang, and S.-G. Zhou, *Phys. Rev. C* **73**, 037303 (2006).
 - [24] J. Peng, H. Sagawa, S. Q. Zhang, J. M. Yao, Y. Zhang, and J. Meng, *Phys. Rev. C* **77**, 024309 (2008).
 - [25] J. M. Yao, B. Qi, S. Q. Zhang, J. Peng, S. Y. Wang, and J. Meng, *Phys. Rev. C* **79**, 067302 (2009).
 - [26] J. Li, S. Q. Zhang, and J. Meng, *Phys. Rev. C* **83**, 037301 (2011).
 - [27] C. Droste, S. G. Rohoziński, K. Starosta, L. Próchniak, and E. Grodner, *Eur. Phys. J. A* **42**, 79 (2009).
 - [28] Q. B. Chen, J. M. Yao, S. Q. Zhang, and B. Qi, *Phys. Rev. C* **82**, 067302 (2010).
 - [29] I. Hamamoto, *Phys. Rev. C* **88**, 024327 (2013).
 - [30] H. Zhang and Q. B. Chen, *Chin. Phys. C* **40**, 024102 (2016).
 - [31] Q. B. Chen, B. F. Lv, C. M. Petrache, and J. Meng, *Phys. Lett. B* **782**, 744 (2018).
 - [32] A. A. Raduta, A. H. Raduta, and C. M. Petrache, *J. Phys. G* **43**, 095107 (2016).
 - [33] A. A. Raduta, C. M. Raduta, and A. H. Raduta, *J. Phys. G* **44**, 045102 (2017).
 - [34] B. Qi, S. Q. Zhang, J. Meng, S. Y. Wang, and S. Frauendorf, *Phys. Lett. B* **675**, 175 (2009).
 - [35] S. Zhu, Ph.D. thesis, University of Notre Dame, Indiana, USA, 2004.
 - [36] S. Mukhopadhyay *et al.*, *Phys. Rev. Lett.* **99**, 172501 (2007).
 - [37] P. W. Zhao, S. Q. Zhang, and J. Meng, *Phys. Rev. C* **92**, 034319 (2015).
 - [38] B. F. Lv *et al.*, *Phys. Rev. C* **98**, 044304 (2018).
 - [39] A. Krämer-Flecken, T. Morek, R. M. Lieder, W. Gast, G. Hebbinghaus, H. M. Jäger, and W. Urban, *Nucl. Instrum. Methods Phys. Res. A* **275**, 333 (1989).
 - [40] C. J. Chiara *et al.*, *Phys. Rev. C* **75**, 054305 (2007).
 - [41] A. Herzán *et al.*, *Phys. Rev. C* **92**, 044310 (2015).
 - [42] K. Starosta *et al.*, *Nucl. Instrum. Methods Phys. Res. A* **423**, 16 (1999).
 - [43] W. F. Piel, C. W. Beausang, D. B. Fossan, L. Hildingsson, and E. S. Paul, *Phys. Rev. C* **35**, 959 (1987).
 - [44] C. M. Petrache, *et al.* (unpublished).
 - [45] P. Ring and P. Schuck, *The Nuclear Many-body Problem* (Springer Science & Business Media, Berlin, 2004).
 - [46] E. M. Beck *et al.*, *Phys. Rev. Lett.* **58**, 2182 (1987).
 - [47] T. Klemme *et al.*, *Phys. Rev. C* **60**, 034301 (1999).